
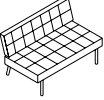
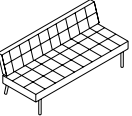
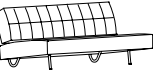


# LOUNGE SEATING

Pullman™ Design – Nienkämper

— US Only —

Model Number	Seat H"	Arm H"	W"	D"	H"	Fabric Yds.	Leather Sq. Ft.	COM	COL	Verde	Grano	Cremoso	Unika 1	Vaev 2	Fabrics 3	4	
<b>LOUNGE CHAIR</b>																	
	15704	16	28	30	30												
	Fully upholstered - Tufted						2 1/4	32	3,025	3,170	4,235	4,550	4,685	3,220	3,370	3,415	3,460
	Fully upholstered - Plain						2 1/4		3,025					3,220	3,370	3,415	3,460
<b>TWO SEAT SOFA</b>																	
	15706	16	49	30	30												
	Fully upholstered - Tufted						3	54	4,585	4,825	6,120	6,520	6,690	4,840	5,045	5,120	5,175
	Fully upholstered - Plain						3		4,585					4,840	5,045	5,120	5,175
<b>THREE SEAT SOFA</b>																	
	15707	16	70	30	30												
	Fully upholstered - Tufted						4 1/2	76	6,270	6,585	8,590	9,185	9,420	6,655	6,950	7,065	7,145
	Fully upholstered - Plain						4 1/2		6,270					6,655	6,950	7,065	7,145
<b>SLEEPER SOFA</b>																	
	15701	16	80	42	30 1/2												
	Fully upholstered - Tufted						7	112	6,850	7,195	10,430	11,380	11,745	7,440	7,910	8,085	8,200
	Fully upholstered - Plain						7		6,850					7,440	7,910	8,085	8,200

## Pullman Chair

Fabric yardages are based on a 54" width with no repeat, see page 8 for instructions. The base is available in a brushed nickel finish as standard; add 5% for a polished chrome finish.

## Pullman Sleeper Sofa



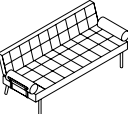
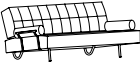
Fabric yardages are based on a 54" width with no repeat, fabric must be railroaded, see page 8 for instructions. The base is available in a brushed nickel finish as standard; add 5% for a polished chrome finish. Measurements of the Sleeper Sofa used as a bed are: width 80" x depth 50" x height 16".



# LOUNGE SEATING

Pullman™ Design – Nienkämper

— US Only —

Model Number	Seat H"	Arm H"	W"	D"	H"	Fabric Yds	Leather Sq. Ft.	COM	COL	Verde	Grano	Cre moso	Unika 1	Vaev 2	Fabrics 3	Fabrics 4
<b>LOUNGE CHAIR WITH ARMS</b>																
	15714	17	24 1/2	35	30	30										
	Fully upholstered - tufted						3 1/4	48	4,530	4,755	6,260	6,705	6,890	4,805	5,030	5,110
	Fully upholstered - plain						3 1/4		4,530				4,805	5,030	5,110	5,160
<b>TWO SEAT SOFA WITH ARMS</b>																
	15715	16	24 1/2	56	30	30										
	Fully upholstered - tufted						4	70	6,095	6,415	8,150	8,685	8,895	6,435	6,695	6,810
	Fully upholstered - plain						4		6,095				6,435	6,695	6,810	6,865
<b>THREE SEAT SOFA WITH ARMS</b>																
	15716	16	24 1/2	77	30	30										
	Fully upholstered - tufted						5 1/2	92	7,795	8,165	10,595	11,340	11,640	8,240	8,625	8,765
	Fully upholstered - plain						5 1/2		7,795				8,240	8,625	8,765	8,855
<b>SLEEPER SOFA WITH ARMS</b>																
	15717	16	22	87	42	30 1/2										
	Fully upholstered - tufted						8	128	8,355	8,780	11,980	13,525	13,960	9,030	9,565	9,775
	Fully upholstered - plain						8		8,355				9,030	9,565	9,775	9,900

**Pullman Chair**

Fabric yardages are based on a 54" width with no repeat, see page 8 for instructions.

The base is available in a brushed nickel finish as standard; add 5% for a polished chrome finish.

**Pullman Sleeper Sofa**

Fabric yardages are based on a 54" width with no repeat, fabric must be railroaded, see page 8 for instructions. The base is available in a brushed nickel finish as standard; add 5% for a polished chrome finish. Measurements of the Sleeper Sofa used as a bed are:

width 87" x depth 50" x height 16".

