

# VOX® CONFERENCE TABLES - RECTANGLE SHAPE



TOWER BASE



Specify edge type; add the two letter code after the model number.



Facet Edge "FC"



Taper Edge "TE"



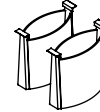
Flowform Edge "FF"  
5% upcharge  
laminates not available



Camber Edge "CE"  
5% upcharge

\*Based on a chair width of 25".


L"	x	D"	Sugg Seat Capacity	Top Finish	Top Sections	Model Number	Base Size"	2 Tower Bases List Price
72	36	4-6		Wood	1	83001/2	2-20	5,710
72	36	4-6		P-Lam	1	83001/5	2-20	4,990
78	38	4-6		Wood	1	83002/2	2-20	6,130
78	38	4-6		P-Lam	1	83002/5	2-20	5,305
84	38	6-8		Wood	1	83003/2	2-20	6,380
84	38	6-8		P-Lam	1	83003/5	2-20	5,500
84	42	6-8		Wood	1	83004/2	2-20	6,755
84	42	6-8		P-Lam	1	83004/5	2-20	5,785
96	42	6-8		Wood	1	83005/2	2-20	7,345
96	42	6-8		P-Lam	1	83005/5	2-20	6,235
96	48	6-8		Wood	1	83006/2	2-24	8,000
96	48	6-8		P-Lam	1	83006/5	2-24	6,755
108	42	8-10		Wood	1	83007/2	2-20	7,925
108	42	8-10		P-Lam	1	83007/5	2-20	6,655
108	48	8-10		Wood	1	83008/2	2-24	8,660
108	48	8-10		P-Lam	1	83008/5	2-24	7,245
120	42	8-10		Wood	2	83009/2	2-20	9,255
120	42	8-10		P-Lam	2	83009/5	2-20	7,865
120	48	8-10		Wood	2	83010/2	2-24	10,065
120	48	8-10		P-Lam	2	83010/5	2-24	8,500
120	54	8-10		Wood	2	83011/2	2-24	11,165
132	48	8-10		Wood	2	83012/2	2-24	10,980
132	54	8-10		Wood	2	83013/2	2-24	12,085
144	48	10-12		Wood	2	83014/2	2-24	12,865
144	54	10-12		Wood	2	83015/2	2-24	13,945
144	60	10-12		Wood	2	83016/2	2-30	14,995



These models are constructed without support rails – bases are attached directly to tops.

\*Based on a chair width of 25".

L"	x	D"	Sugg Seat Capacity	Top Finish	Top Sections	Model Number	Base Size"	3 Tower Bases List Price
156	48	10-12		Wood	2	83017/2	3-24	13,750
156	54	12-14		Wood	2	83018/2	3-24	14,950
156	60	12-14		Wood	2	83019/2	3-30	16,115
156	66	12-14		Wood	3	83020/2	3-30	17,395
168	48	12-14		Wood	2	83021/2	3-24	15,330
168	54	12-14		Wood	2	83022/2	3-24	16,635
168	60	12-14		Wood	2	83023/2	3-30	17,930
168	66	12-14		Wood	3	83024/2	3-30	19,320



# VOX® CONFERENCE TABLES - RECTANGLE SHAPE



TOWER BASE



Specify edge type; add the two letter code after the model number.



Facet Edge "FC"



Taper Edge "TE"




Flowform Edge "FF"  
5% upcharge  
laminated not available



Camber Edge "CE"  
5% upcharge


\*Based on a chair width of 25".

L"	x	D"	Sugg Seat Capacity	Top Finish	Top Sections	Model Number	Base Size"	3 Tower Bases List Price
180	48	12-14		Wood	3	83025/2	3-24	16,040
180	54	14-16		Wood	3	83026/2	3-24	17,450
180	60	14-16		Wood	3	83027/2	3-30	18,810
180	66	14-16		Wood	3	83028/2	3-30	20,305
180	72	14-16		Wood	3	83029/2	3-36	21,720
192	54	14-16		Wood	4	83030/2	3-24	18,725
192	60	14-16		Wood	4	83031/2	3-30	20,245
192	66	14-16		Wood	4	83032/2	3-30	21,875
192	72	14-16		Wood	4	83033/2	3-36	23,425
204	54	14-16		Wood	4	83034/2	3-24	19,550
204	60	16-18		Wood	4	83035/2	3-30	21,145
204	66	16-18		Wood	4	83036/2	3-30	22,865
204	72	16-18		Wood	4	83037/2	3-36	24,515
204	78	16-18		Wood	4	83038/2	3-36	26,140
216	54	16-18		Wood	4	83039/2	3-24	20,975
216	60	16-18		Wood	4	83040/2	3-30	22,700
216	66	16-18		Wood	4	83041/2	3-30	24,565
216	72	16-18		Wood	4	83042/2	3-36	26,370
216	78	16-18		Wood	4	83043/2	3-36	28,135



\*Based on a chair width of 25".

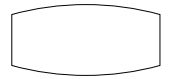
L"	x	D"	Sugg Seat Capacity	Top Finish	Top Sections	Model Number	Base Size"	4 Tower Bases List Price
228	54	16-18		Wood	4	83044/2	4-24	23,175
228	60	16-18		Wood	4	83045/2	4-30	25,075
228	66	18-20		Wood	4	83046/2	4-30	27,650
228	72	18-20		wood	4	83047/2	4-36	29,030
228	78	18-20		Wood	4	83048/2	4-36	30,955
228	84	18-20		Wood	4	83049/2	4-36	32,805
240	54	16-18		Wood	4	83050/2	4-24	24,485
240	60	18-20		wood	4	83051/2	4-30	26,505
240	66	18-20		Wood	4	83052/2	4-30	28,630
240	72	18-20		Wood	4	83053/2	4-36	30,725
240	78	18-20		Wood	4	83054/2	4-36	32,815
240	84	18-20		Wood	4	83055/2	4-36	34,780



# VOX® CONFERENCE TABLES - BOAT SHAPE



TOWER BASE



Specify edge type; add the two letter code after the model number.



Facet Edge "FC"



Taper Edge "TE"



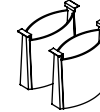
Flowform Edge "FF"  
5% upcharge  
laminates not available



Camber Edge "CE"  
5% upcharge

\*Based on a chair width of 25".


L"	x	D"	Sugg Seat Capacity	Top Finish	Top Sections	Model Number	Base Size"	2 Tower Bases List Price
72	36	4-6		Wood	1	83101/2	2-20	5,785
72	36	4-6		P-Lam	1	83101/5	2-20	5,045
78	38	4-6		Wood	1	83102/2	2-20	6,235
78	38	4-6		P-Lam	1	83102/5	2-20	5,390
84	38	6-8		Wood	1	83103/2	2-20	6,480
84	38	6-8		P-Lam	1	83103/5	2-20	5,580
84	42	6-8		Wood	1	83104/2	2-20	6,880
84	42	6-8		P-Lam	1	83104/5	2-20	5,885
96	42	6-8		Wood	1	83105/2	2-20	7,465
96	42	6-8		P-Lam	1	83105/5	2-20	6,330
96	48	6-8		Wood	1	83106/2	2-24	8,175
96	48	6-8		P-Lam	1	83106/5	2-24	6,865
108	42	8-10		Wood	1	83107/2	2-20	8,075
108	42	8-10		P-Lam	1	83107/5	2-20	6,795
108	48	8-10		Wood	1	83108/2	2-24	8,855
108	48	8-10		P-Lam	1	83108/5	2-24	7,390
120	42	8-10		Wood	2	83109/2	2-20	9,430
120	42	8-10		P-Lam	2	83109/5	2-20	8,005
120	48	8-10		Wood	2	83110/2	2-24	10,270
120	48	8-10		P-Lam	2	83110/5	2-24	8,655
120	54	8-10		Wood	2	83111/2	2-24	11,395
132	48	8-10		Wood	2	83112/2	2-24	11,215
132	54	8-10		Wood	2	83113/2	2-24	12,335
144	48	10-12		Wood	2	83114/2	2-24	13,130
144	54	10-12		Wood	2	83115/2	2-24	14,240
144	60	10-12		Wood	2	83116/2	2-30	15,325



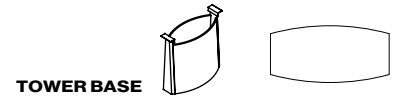
These models are constructed without support rails – bases are attached directly to tops.

\*Based on a chair width of 25".

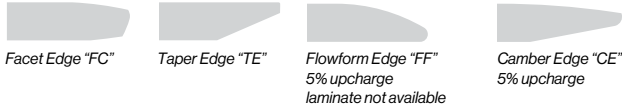
L"	x	D"	Sugg Seat Capacity	Top Finish	Top Sections	Model Number	Base Size"	3 Tower Bases List Price
156	48	10-12		Wood	2	83117/2	3-24	14,010
156	54	12-14		Wood	2	83118/2	3-24	15,260
156	60	12-14		Wood	2	83119/2	3-30	16,460
156	66	12-14		Wood	3	83120/2	3-30	17,775
168	48	12-14		Wood	2	83121/2	3-24	15,630
168	54	12-14		Wood	2	83122/2	3-24	16,990
168	60	12-14		Wood	2	83123/2	3-30	18,305
168	66	12-14		Wood	3	83124/2	3-30	19,735



# VOX® CONFERENCE TABLES - BOAT SHAPE




Specify edge type; add the two letter code after the model number.




\*Based on a chair width of 25".

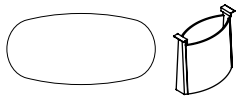
L" x D"	Sugg Seat Capacity	Top Finish	Top Sections	Model Number	Base Size"	3 Tower Bases List Price
<b>180 x 48</b>	<b>12-14</b>	<b>Wood</b>	<b>3</b>	<b>83125/2</b>	<b>3-24</b>	<b>16,370</b>
180 x 54	14-16	Wood	3	83126/2	3-24	17,800
<b>180 x 60</b>	<b>14-16</b>	<b>Wood</b>	<b>3</b>	<b>83127/2</b>	<b>3-30</b>	<b>19,215</b>
180 x 66	14-16	Wood	3	83128/2	3-30	20,740
<b>180 x 72</b>	<b>14-16</b>	<b>Wood</b>	<b>3</b>	<b>83129/2</b>	<b>3-36</b>	<b>22,200</b>
192 x 54	14-16	Wood	4	83130/2	3-24	19,145
<b>192 x 60</b>	<b>14-16</b>	<b>Wood</b>	<b>4</b>	<b>83131/2</b>	<b>3-30</b>	<b>20,700</b>
192 x 66	14-16	Wood	4	83132/2	3-30	22,370
<b>192 x 72</b>	<b>14-16</b>	<b>Wood</b>	<b>4</b>	<b>83133/2</b>	<b>3-36</b>	<b>23,960</b>
204 x 54	14-16	Wood	4	83134/2	3-24	19,980
<b>204 x 60</b>	<b>16-18</b>	<b>Wood</b>	<b>4</b>	<b>83135/2</b>	<b>3-30</b>	<b>21,625</b>
204 x 66	16-18	Wood	4	83136/2	3-30	23,395
<b>204 x 72</b>	<b>16-18</b>	<b>Wood</b>	<b>4</b>	<b>83137/2</b>	<b>3-36</b>	<b>25,080</b>
204 x 78	16-18	Wood	4	83138/2	3-36	26,760
<b>216 x 54</b>	<b>16-18</b>	<b>Wood</b>	<b>4</b>	<b>83139/2</b>	<b>3-24</b>	<b>21,445</b>
216 x 60	16-18	Wood	4	83140/2	3-30	23,230
<b>216 x 66</b>	<b>16-18</b>	<b>Wood</b>	<b>4</b>	<b>83141/2</b>	<b>3-30</b>	<b>25,155</b>
216 x 72	16-18	Wood	4	83142/2	3-36	26,985
<b>216 x 78</b>	<b>16-18</b>	<b>Wood</b>	<b>4</b>	<b>83143/2</b>	<b>3-36</b>	<b>28,830</b>



\*Based on a chair width of 25".

L" x D"	Sugg Seat Capacity	Top Finish	Top Sections	Model Number	Base Size"	4 Tower Bases List Price
<b>228 x 54</b>	<b>16-18</b>	<b>Wood</b>	<b>4</b>	<b>83144/2</b>	<b>4-24</b>	<b>23,670</b>
228 x 60	16-18	Wood	4	83145/2	4-30	25,630
<b>228 x 66</b>	<b>18-20</b>	<b>Wood</b>	<b>4</b>	<b>83146/2</b>	<b>4-30</b>	<b>28,270</b>
228 x 72	18-20	wood	4	83147/2	4-36	29,705
<b>228 x 78</b>	<b>18-20</b>	<b>Wood</b>	<b>4</b>	<b>83148/2</b>	<b>4-36</b>	<b>31,690</b>
228 x 84	18-20	Wood	4	83149/2	4-36	33,575
<b>240 x 54</b>	<b>16-18</b>	<b>Wood</b>	<b>4</b>	<b>83150/2</b>	<b>4-24</b>	<b>25,030</b>
240 x 60	18-20	wood	4	83151/2	4-30	27,105
<b>240 x 66</b>	<b>18-20</b>	<b>Wood</b>	<b>4</b>	<b>83152/2</b>	<b>4-30</b>	<b>29,280</b>
240 x 72	18-20	Wood	4	83153/2	4-36	31,460
<b>240 x 78</b>	<b>18-20</b>	<b>Wood</b>	<b>4</b>	<b>83154/2</b>	<b>4-36</b>	<b>33,605</b>
<b>240 x 84</b>	<b>18-20</b>	<b>Wood</b>	<b>4</b>	<b>83155/2</b>	<b>4-36</b>	<b>35,620</b>





**TOWER BASE**

# VOX® CONFERENCE TABLES

SUPER ELLIPSE SHAPE DESIGN - NIENKAMPER

Specify edge type; add the two letter code after the model number.



Facet Edge "FC"



Taper Edge "TE"



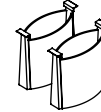
Flowform Edge "FF"  
5% upcharge  
laminates not available



Camber Edge "CE"  
5% upcharge

\*Based on a chair width of 25".


L"	x	D"	Sugg Seat Capacity	Top Finish	Top Sections	Model Number	Base Size"	2 Tower Bases List Price
<b>72</b>	<b>36</b>	<b>4-6</b>		<b>Wood</b>	<b>1</b>	<b>83201/2</b>	<b>2-20</b>	<b>6,070</b>
72	36	4-6		P-Lam	1	83201/5	2-20	5,255
<b>78</b>	<b>38</b>	<b>4-6</b>		<b>Wood</b>	<b>1</b>	<b>83202/2</b>	<b>2-20</b>	<b>6,540</b>
78	38	4-6		P-Lam	1	83202/5	2-20	5,620
<b>84</b>	<b>38</b>	<b>6-8</b>		<b>Wood</b>	<b>1</b>	<b>83203/2</b>	<b>2-20</b>	<b>6,815</b>
84	38	6-8		P-Lam	1	83203/5	2-20	5,850
<b>84</b>	<b>42</b>	<b>6-8</b>		<b>Wood</b>	<b>1</b>	<b>83204/2</b>	<b>2-20</b>	<b>7,250</b>
84	42	6-8		P-Lam	1	83204/5	2-20	6,160
<b>96</b>	<b>42</b>	<b>6-8</b>		<b>Wood</b>	<b>1</b>	<b>83205/2</b>	<b>2-20</b>	<b>7,920</b>
96	42	6-8		P-Lam	1	83205/5	2-20	6,650
<b>96</b>	<b>48</b>	<b>6-8</b>		<b>Wood</b>	<b>1</b>	<b>83206/2</b>	<b>2-24</b>	<b>8,660</b>
96	48	6-8		P-Lam	1	83206/5	2-24	7,245
<b>108</b>	<b>42</b>	<b>8-10</b>		<b>Wood</b>	<b>1</b>	<b>83207/2</b>	<b>2-20</b>	<b>8,550</b>
108	42	8-10		P-Lam	1	83207/5	2-20	7,160
<b>108</b>	<b>48</b>	<b>8-10</b>		<b>Wood</b>	<b>1</b>	<b>83208/2</b>	<b>2-24</b>	<b>9,395</b>
108	48	8-10		P-Lam	1	83208/5	2-24	7,805
<b>120</b>	<b>42</b>	<b>8-10</b>		<b>Wood</b>	<b>2</b>	<b>83209/2</b>	<b>2-20</b>	<b>9,975</b>
120	42	8-10		P-Lam	2	83209/5	2-20	8,420
<b>120</b>	<b>48</b>	<b>8-10</b>		<b>Wood</b>	<b>2</b>	<b>83210/2</b>	<b>2-24</b>	<b>10,885</b>
120	48	8-10		P-Lam	2	83210/5	2-24	9,120
<b>120</b>	<b>54</b>	<b>8-10</b>		<b>Wood</b>	<b>2</b>	<b>83211/2</b>	<b>2-24</b>	<b>12,090</b>
132	48	8-10		Wood	2	83212/2	2-24	11,910
<b>132</b>	<b>54</b>	<b>8-10</b>		<b>Wood</b>	<b>2</b>	<b>83213/2</b>	<b>2-24</b>	<b>13,110</b>
144	48	10-12		Wood	2	83214/2	2-24	13,870
<b>144</b>	<b>54</b>	<b>10-12</b>		<b>Wood</b>	<b>2</b>	<b>83215/2</b>	<b>2-24</b>	<b>15,085</b>
144	60	10-12		Wood	2	83216/2	2-30	16,255



These models are constructed without support rails - bases are attached directly to tops.

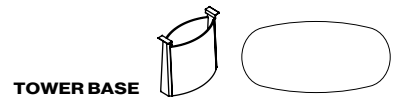
\*Based on a chair width of 25".

L"	x	D"	Sugg Seat Capacity	Top Finish	Top Sections	Model Number	Base Size"	3 Tower Bases List Price
<b>156</b>	<b>48</b>	<b>10-12</b>		<b>Wood</b>	<b>2</b>	<b>83217/2</b>	<b>3-24</b>	<b>14,850</b>
156	54	12-14		Wood	2	83218/2	3-24	16,195
<b>156</b>	<b>60</b>	<b>12-14</b>		<b>Wood</b>	<b>2</b>	<b>83219/2</b>	<b>3-30</b>	<b>17,495</b>
156	66	12-14		Wood	3	83220/2	3-30	18,910
<b>168</b>	<b>48</b>	<b>12-14</b>		<b>Wood</b>	<b>2</b>	<b>83221/2</b>	<b>3-24</b>	<b>16,550</b>
168	54	12-14		Wood	2	83222/2	3-24	18,010
<b>168</b>	<b>60</b>	<b>12-14</b>		<b>Wood</b>	<b>2</b>	<b>83223/2</b>	<b>3-30</b>	<b>19,465</b>
168	66	12-14		Wood	3	83224/2	3-30	20,990

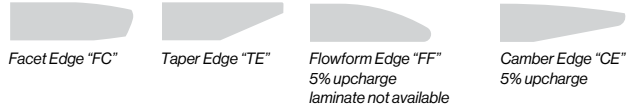


# VOX® CONFERENCE TABLES

SUPER ELLIPSE SHAPE DESIGN - NIENKÄMPER

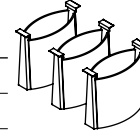


Specify edge type, add the two letter code after the model number.




\*Based on a chair width of 25".

L"	x	D"	Sugg Seat Capacity	Top Finish	Top Sections	Model Number	Base Size"	3 Tower Bases List Price
<b>180</b>	<b>48</b>	<b>12-14</b>		<b>Wood</b>	<b>3</b>	<b>83225/2</b>	<b>3-24</b>	<b>17,370</b>
180	54	14-16		Wood	3	83226/2	3-24	18,905
<b>180</b>	<b>60</b>	<b>14-16</b>		<b>Wood</b>	<b>3</b>	<b>83227/2</b>	<b>3-30</b>	<b>20,450</b>
180	66	14-16		Wood	3	83228/2	3-30	22,100
<b>180</b>	<b>72</b>	<b>14-16</b>		<b>Wood</b>	<b>3</b>	<b>83229/2</b>	<b>3-36</b>	<b>23,675</b>
192	54	14-16		Wood	4	83230/2	3-24	20,355
<b>192</b>	<b>60</b>	<b>14-16</b>		<b>Wood</b>	<b>4</b>	<b>83231/2</b>	<b>3-30</b>	<b>22,040</b>
192	66	14-16		Wood	4	83232/2	3-30	23,845
<b>192</b>	<b>72</b>	<b>14-16</b>		<b>Wood</b>	<b>4</b>	<b>83233/2</b>	<b>3-36</b>	<b>25,575</b>
204	54	14-16		Wood	4	83234/2	3-24	21,275
<b>204</b>	<b>60</b>	<b>16-18</b>		<b>Wood</b>	<b>4</b>	<b>83235/2</b>	<b>3-30</b>	<b>23,060</b>
204	66	16-18		Wood	4	83236/2	3-30	24,980
<b>204</b>	<b>72</b>	<b>16-18</b>		<b>Wood</b>	<b>4</b>	<b>83237/2</b>	<b>3-36</b>	<b>26,815</b>
204	78	16-18		Wood	4	83238/2	3-36	28,635
<b>216</b>	<b>54</b>	<b>16-18</b>		<b>Wood</b>	<b>4</b>	<b>83239/2</b>	<b>3-24</b>	<b>22,855</b>
216	60	16-18		Wood	4	83240/2	3-30	24,810
<b>216</b>	<b>66</b>	<b>16-18</b>		<b>Wood</b>	<b>4</b>	<b>83241/2</b>	<b>3-30</b>	<b>26,885</b>
216	72	16-18		Wood	4	83242/2	3-36	28,880
<b>216</b>	<b>78</b>	<b>16-18</b>		<b>Wood</b>	<b>4</b>	<b>83243/2</b>	<b>3-36</b>	<b>30,860</b>



\*Based on a chair width of 25".

L"	x	D"	Sugg Seat Capacity	Top Finish	Top Sections	Model Number	Base Size"	4 Tower Bases List Price
<b>228</b>	<b>54</b>	<b>16-18</b>		<b>Wood</b>	<b>4</b>	<b>83244/2</b>	<b>4-24</b>	<b>25,175</b>
228	60	16-18		Wood	4	83245/2	4-30	27,315
<b>228</b>	<b>66</b>	<b>18-20</b>		<b>Wood</b>	<b>4</b>	<b>83246/2</b>	<b>4-30</b>	<b>30,175</b>
228	72	18-20		wood	4	83247/2	4-36	31,710
<b>228</b>	<b>78</b>	<b>18-20</b>		<b>Wood</b>	<b>4</b>	<b>83248/2</b>	<b>4-36</b>	<b>33,860</b>
228	84	18-20		Wood	4	83249/2	4-36	35,935
<b>240</b>	<b>54</b>	<b>16-18</b>		<b>Wood</b>	<b>4</b>	<b>83250/2</b>	<b>4-24</b>	<b>26,660</b>
240	60	18-20		wood	4	83251/2	4-30	28,910
<b>240</b>	<b>66</b>	<b>18-20</b>		<b>Wood</b>	<b>4</b>	<b>83252/2</b>	<b>4-30</b>	<b>31,260</b>
240	72	18-20		Wood	4	83253/2	4-36	33,630
<b>240</b>	<b>78</b>	<b>18-20</b>		<b>Wood</b>	<b>4</b>	<b>83254/2</b>	<b>4-36</b>	<b>35,940</b>
<b>240</b>	<b>84</b>	<b>18-20</b>		<b>Wood</b>	<b>4</b>	<b>83255/2</b>	<b>4-36</b>	<b>38,155</b>





TOWER BASE

VOX® CONFERENCE TABLES

RACETRACK SHAPE DESIGN - NIENKAMPER

Specify edge type; add the two letter code after the model number.



Facet Edge "FC"



Taper Edge "TE"



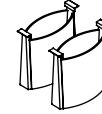
Flowform Edge "FF"  
5% upcharge  
laminite not available



Camber Edge "CE"  
5% upcharge

\*Based on a chair width of 25".


L" x D"	Sugg Seat Capacity	Top Finish	Top Sections	Model Number	Base Size"	2 Tower Bases List Price
72 x 36	4-6	Wood	1	83301/2	2-20	5,935
72 x 36	4-6	P-Lam	1	83301/5	2-20	5,170
78 x 38	4-6	Wood	1	83302/2	2-20	6,410
78 x 38	4-6	P-Lam	1	83302/5	2-20	5,520
84 x 38	6-8	Wood	1	83303/2	2-20	6,655
84 x 38	6-8	P-Lam	1	83303/5	2-20	5,725
84 x 42	6-8	Wood	1	83304/2	2-20	7,085
84 x 42	6-8	P-Lam	1	83304/5	2-20	6,045
96 x 42	6-8	Wood	1	83305/2	2-20	7,715
96 x 42	6-8	P-Lam	1	83305/5	2-20	6,510
96 x 48	6-8	Wood	1	83306/2	2-24	8,445
96 x 48	6-8	P-Lam	1	83306/5	2-24	7,070
108 x 42	8-10	Wood	1	83307/2	2-20	8,340
108 x 42	8-10	P-Lam	1	83307/5	2-20	7,000
108 x 48	8-10	Wood	1	83308/2	2-24	9,155
108 x 48	8-10	P-Lam	1	83308/5	2-24	7,615
120 x 42	8-10	Wood	2	83309/2	2-20	9,635
120 x 42	8-10	P-Lam	2	83309/5	2-20	8,230
120 x 48	8-10	Wood	2	83310/2	2-24	10,625
120 x 48	8-10	P-Lam	2	83310/5	2-24	8,915
120 x 54	8-10	Wood	2	83311/2	2-24	11,785
132 x 48	8-10	Wood	2	83312/2	2-24	11,605
132 x 54	8-10	Wood	2	83313/2	2-24	12,765
144 x 48	10-12	Wood	2	83314/2	2-24	13,530
144 x 54	10-12	Wood	2	83315/2	2-24	14,705
144 x 60	10-12	Wood	2	83316/2	2-30	15,835



These models are constructed without support rails - bases are attached directly to tops.

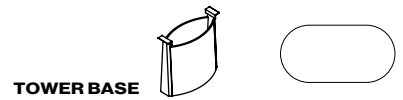
\*Based on a chair width of 25".

L" x D"	Sugg Seat Capacity	Top Finish	Top Sections	Model Number	Base Size"	3 Tower Bases List Price
156 x 48	10-12	Wood	2	83317/2	3-24	14,495
156 x 54	12-14	Wood	2	83318/2	3-24	15,780
156 x 60	12-14	Wood	2	83319/2	3-30	17,035
156 x 66	12-14	Wood	3	83320/2	3-30	18,415
168 x 48	12-14	Wood	2	83321/2	3-24	16,150
168 x 54	12-14	Wood	2	83322/2	3-24	17,565
168 x 60	12-14	Wood	2	83323/2	3-30	18,955
168 x 66	12-14	Wood	3	83324/2	3-30	20,445

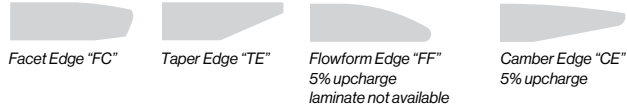


# VOX® CONFERENCE TABLES

RACETRACK SHAPE DESIGN – NIENKÄMPER




Specify edge type; add the two letter code after the model number.




\*Based on a chair width of 25".

L"	x	D"	Sugg Seat Capacity	Top Finish	Top Sections	Model Number	Base Size"	3 Tower Bases List Price
<b>180</b>	<b>48</b>	<b>12-14</b>		<b>Wood</b>	<b>3</b>	<b>83325/2</b>	<b>3-24</b>	<b>16,910</b>
180	54	14-16		Wood	3	83326/2	3-24	18,425
<b>180</b>	<b>60</b>	<b>14-16</b>		<b>Wood</b>	<b>3</b>	<b>83327/2</b>	<b>3-30</b>	<b>19,910</b>
180	66	14-16		Wood	3	83328/2	3-30	21,505
<b>180</b>	<b>72</b>	<b>14-16</b>		<b>Wood</b>	<b>3</b>	<b>83329/2</b>	<b>3-36</b>	<b>23,035</b>
192	54	14-16		Wood	4	83330/2	3-24	19,820
<b>192</b>	<b>60</b>	<b>14-16</b>		<b>Wood</b>	<b>4</b>	<b>83331/2</b>	<b>3-30</b>	<b>21,445</b>
192	66	14-16		Wood	4	83332/2	3-30	23,190
<b>192</b>	<b>72</b>	<b>14-16</b>		<b>Wood</b>	<b>4</b>	<b>83333/2</b>	<b>3-36</b>	<b>24,860</b>
204	54	14-16		Wood	4	83334/2	3-24	20,705
<b>204</b>	<b>60</b>	<b>16-18</b>		<b>Wood</b>	<b>4</b>	<b>83335/2</b>	<b>3-30</b>	<b>22,430</b>
204	66	16-18		Wood	4	83336/2	3-30	24,270
<b>204</b>	<b>72</b>	<b>16-18</b>		<b>Wood</b>	<b>4</b>	<b>83337/2</b>	<b>3-36</b>	<b>26,040</b>
204	78	16-18		Wood	4	83338/2	3-36	27,820
<b>216</b>	<b>54</b>	<b>16-18</b>		<b>Wood</b>	<b>4</b>	<b>83339/2</b>	<b>3-24</b>	<b>22,235</b>
216	60	16-18		Wood	4	83340/2	3-30	24,115
<b>216</b>	<b>66</b>	<b>16-18</b>		<b>Wood</b>	<b>4</b>	<b>83341/2</b>	<b>3-30</b>	<b>26,110</b>
216	72	16-18		Wood	4	83342/2	3-36	28,045
<b>216</b>	<b>78</b>	<b>16-18</b>		<b>Wood</b>	<b>4</b>	<b>83343/2</b>	<b>3-36</b>	<b>29,950</b>



\*Based on a chair width of 25".

L"	x	D"	Sugg Seat Capacity	Top Finish	Top Sections	Model Number	Base Size"	4 Tower Bases List Price
<b>228</b>	<b>54</b>	<b>16-18</b>		<b>Wood</b>	<b>4</b>	<b>83344/2</b>	<b>4-24</b>	<b>24,515</b>
228	60	16-18		Wood	4	83345/2	4-30	26,560
<b>228</b>	<b>66</b>	<b>18-20</b>		<b>Wood</b>	<b>4</b>	<b>83346/2</b>	<b>4-30</b>	<b>29,340</b>
228	72	18-20		wood	4	83347/2	4-36	30,815
<b>228</b>	<b>78</b>	<b>18-20</b>		<b>Wood</b>	<b>4</b>	<b>83348/2</b>	<b>4-36</b>	<b>32,885</b>
228	84	18-20		Wood	4	83349/2	4-36	34,865
<b>240</b>	<b>54</b>	<b>16-18</b>		<b>Wood</b>	<b>4</b>	<b>83350/2</b>	<b>4-24</b>	<b>25,920</b>
240	60	18-20		wood	4	83351/2	4-30	28,110
<b>240</b>	<b>66</b>	<b>18-20</b>		<b>Wood</b>	<b>4</b>	<b>83352/2</b>	<b>4-30</b>	<b>30,380</b>
240	72	18-20		Wood	4	83353/2	4-36	32,650
<b>240</b>	<b>78</b>	<b>18-20</b>		<b>Wood</b>	<b>4</b>	<b>83354/2</b>	<b>4-36</b>	<b>34,895</b>
<b>240</b>	<b>84</b>	<b>18-20</b>		<b>Wood</b>	<b>4</b>	<b>83355/2</b>	<b>4-36</b>	<b>37,030</b>







**TOWER BASE**

**VOX® CONFERENCE TABLES**

RECTANGLE WAVE SHAPE DESIGN - NIENKAMPER

Specify edge type; add the two letter code after the model number.



Facet Edge "FC"



Taper Edge "TE"



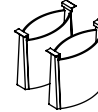
Flowform Edge "FF"  
5% upcharge  
laminates not available



Camber Edge "CE"  
5% upcharge

\*Based on a chair width of 25".


L"	x	D"	Sugg Seat Capacity	Top Finish	Top Sections	Model Number	Base Size"	2 Tower Bases List Price
72	36	4-6		Wood	1	83401/2	2-20	5,885
72	36	4-6		P-Lam	1	83401/5	2-20	5,120
78	38	4-6		Wood	1	83402/2	2-20	6,325
78	38	4-6		P-Lam	1	83402/5	2-20	5,460
84	38	6-8		Wood	1	83403/2	2-20	6,595
84	38	6-8		P-Lam	1	83403/5	2-20	5,665
84	42	6-8		Wood	1	83404/2	2-20	7,005
84	42	6-8		P-Lam	1	83404/5	2-20	5,970
96	42	6-8		Wood	1	83405/2	2-20	7,615
96	42	6-8		P-Lam	1	83405/5	2-20	6,435
96	48	6-8		Wood	1	83406/2	2-24	8,335
96	48	6-8		P-Lam	1	83406/5	2-24	7,000
108	42	8-10		Wood	1	83407/2	2-20	8,225
108	42	8-10		P-Lam	1	83407/5	2-20	6,920
108	48	8-10		Wood	1	83408/2	2-24	9,035
108	48	8-10		P-Lam	1	83408/5	2-24	7,535
120	42	8-10		Wood	2	83409/2	2-20	9,620
120	42	8-10		P-Lam	2	83409/5	2-20	8,150
120	48	8-10		Wood	2	83410/2	2-24	10,490
120	48	8-10		P-Lam	2	83410/5	2-24	8,815
120	54	8-10		Wood	2	83411/2	2-24	11,620
132	48	8-10		Wood	2	83412/2	2-24	11,440
132	54	8-10		Wood	2	83413/2	2-24	12,595
144	48	10-12		Wood	2	83414/2	2-24	13,365
144	54	10-12		Wood	2	83415/2	2-24	14,525
144	60	10-12		Wood	2	83416/2	2-30	15,630



These models are constructed without support rails - bases are attached directly to tops.

\*Based on a chair width of 25".

L"	x	D"	Sugg Seat Capacity	Top Finish	Top Sections	Model Number	Base Size"	3 Tower Bases List Price
156	48	10-12		Wood	2	83417/2	3-24	14,305
156	54	12-14		Wood	2	83418/2	3-24	15,560
156	60	12-14		Wood	2	83419/2	3-30	16,810
156	66	12-14		Wood	3	83420/2	3-30	18,155
168	48	12-14		Wood	2	83421/2	3-24	15,935
168	54	12-14		Wood	2	83422/2	3-24	17,320
168	60	12-14		Wood	2	83423/2	3-30	18,690
168	66	12-14		Wood	3	83424/2	3-30	20,150





TOWER BASE

VOX® CONFERENCE TABLES

VISTA™ SHAPE (CLOSED) DESIGN - NIENKÄMPER

Specify edge type; add the two letter code after the model number.



Facet Edge "FC"



Taper Edge "TE"



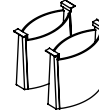
Flowform Edge "FF"  
5% upcharge  
laminite not available



Camber Edge "CE"  
5% upcharge

\*Based on a chair width of 25".

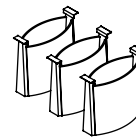
L" x D"	Sugg Seat Capacity	Top Finish	Top Sections	Model Number	Base Size"	2 Tower Bases List Price
<b>84 33-48</b>	<b>5-7</b>	<b>Wood</b>	<b>1</b>	<b>83501/2</b>	<b>2-24</b>	<b>7,160</b>
84 33-48	5-7	P-Lam	1	83501/5	2-24	6,135
<b>84 38-54</b>	<b>5-7</b>	<b>Wood</b>	<b>1</b>	<b>83502/2</b>	<b>2-24</b>	<b>7,780</b>
84 38-54	5-7	P-Lam	1	83502/5	2-24	6,640
<b>96 33-48</b>	<b>5-7</b>	<b>Wood</b>	<b>1</b>	<b>83503/2</b>	<b>2-24</b>	<b>7,780</b>
96 33-48	5-7	P-Lam	1	83503/5	2-24	6,615
<b>96 38-54</b>	<b>5-7</b>	<b>Wood</b>	<b>1</b>	<b>83504/2</b>	<b>2-24</b>	<b>8,550</b>
96 38-54	5-7	P-Lam	1	83504/5	2-24	7,230
<b>96 43-60</b>	<b>5-7</b>	<b>Wood</b>	<b>1</b>	<b>83505/2</b>	<b>2-30</b>	<b>9,240</b>
96 43-60	5-7	P-Lam	1	83505/5	2-30	7,755
<b>108 38-54</b>	<b>7-9</b>	<b>Wood</b>	<b>1</b>	<b>83506/2</b>	<b>2-24</b>	<b>9,350</b>
108 38-54	7-9	P-Lam	1	83506/5	2-24	7,835
<b>108 43-60</b>	<b>7-9</b>	<b>Wood</b>	<b>1</b>	<b>83507/2</b>	<b>2-30</b>	<b>10,110</b>
108 43-60	7-9	P-Lam	1	83507/5	2-30	8,445
<b>120 38-54</b>	<b>7-9</b>	<b>Wood</b>	<b>2</b>	<b>83508/2</b>	<b>2-24</b>	<b>10,845</b>
120 38-54	7-9	P-Lam	2	83508/5	2-24	9,170
<b>120 43-60</b>	<b>7-9</b>	<b>Wood</b>	<b>2</b>	<b>83509/2</b>	<b>2-30</b>	<b>11,790</b>
120 43-60	7-9	P-Lam	2	83509/5	2-30	9,915
<b>132 38-54</b>	<b>7-9</b>	<b>Wood</b>	<b>2</b>	<b>83510/2</b>	<b>2-24</b>	<b>11,735</b>
132 38-54	7-9	P-Lam	2	83510/5	2-24	9,880
<b>132 43-60</b>	<b>7-9</b>	<b>Wood</b>	<b>2</b>	<b>83511/2</b>	<b>2-30</b>	<b>12,785</b>
132 43-60	7-9	P-Lam	2	83511/5	2-30	10,690
<b>132 48-66</b>	<b>7-9</b>	<b>Wood</b>	<b>3</b>	<b>83512/2</b>	<b>2-30</b>	<b>13,690</b>
132 48-66	7-9	P-Lam	3	83512/5	2-30	11,400
<b>144 38-54</b>	<b>10-12</b>	<b>Wood</b>	<b>2</b>	<b>83513/2</b>	<b>2-24</b>	<b>13,865</b>
144 38-54	10-12	Wood	2	83513/5	2-24	11,815
<b>144 43-60</b>	<b>10-12</b>	<b>Wood</b>	<b>2</b>	<b>83514/2</b>	<b>2-30</b>	<b>15,020</b>
144 43-60	10-12	Wood	2	83514/5	2-30	12,700
<b>144 48-66</b>	<b>12-14</b>	<b>Wood</b>	<b>2</b>	<b>83515/2</b>	<b>2-30</b>	<b>16,020</b>
144 48-66	12-14	Wood	2	83515/5	2-30	13,500



These models are constructed without support rails - bases are attached directly to tops.

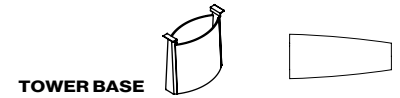
\*Based on a chair width of 25".

L" x D"	Sugg Seat Capacity	Top Finish	Top Sections	Model Number	Base Size"	3 Tower Bases List Price
156 43-60	12-14	Wood	2	83516/2	3-30	15,985
<b>156 43-60</b>	<b>12-14</b>	<b>Wood</b>	<b>2</b>	<b>83516/5</b>	<b>3-30</b>	<b>13,470</b>
156 48-66	12-14	Wood	2	83517/2	3-30	17,070
<b>156 48-66</b>	<b>12-14</b>	<b>Wood</b>	<b>2</b>	<b>83517/5</b>	<b>3-30</b>	<b>14,315</b>
168 43-60	12-14	Wood	2	83518/2	3-30	18,065
<b>168 43-60</b>	<b>12-14</b>	<b>Wood</b>	<b>2</b>	<b>83518/5</b>	<b>3-30</b>	<b>14,775</b>
168 48-66	12-14	Wood	2	83519/2	3-30	18,820

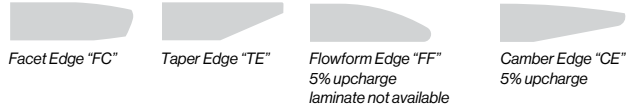


# VOX® CONFERENCE TABLES

VISTA™ SHAPE (CLOSED) DESIGN – NIENKÄMPER




Specify edge type; add the two letter code after the model number.




\*Based on a chair width of 25".

L" x D"	Sugg Seat Capacity	Top Finish	Top Sections	Model Number	Base Size"	3 Access Bases List Price
<b>180 38-54</b>	<b>12-14</b>	<b>Wood</b>	<b>3</b>	<b>83520/2</b>	<b>3-24</b>	<b>17,150</b>
180 43 - 60	14-16	Wood	3	83521/2	3-30	18,475
<b>180 48-66</b>	<b>14-16</b>	<b>Wood</b>	<b>3</b>	<b>83522/2</b>	<b>3-30</b>	<b>19,930</b>
180 53 - 72	14-16	Wood	3	83523/2	3-36	21,415
<b>180 58-78</b>	<b>14-16</b>	<b>Wood</b>	<b>3</b>	<b>83524/2</b>	<b>3-36</b>	<b>22,755</b>
180 63 - 84	14-16	Wood	4	83525/2	3-36	24,155
<b>192 38-54</b>	<b>14-16</b>	<b>Wood</b>	<b>4</b>	<b>83526/2</b>	<b>3-24</b>	<b>18,135</b>
192 43 - 60	14-16	Wood	4	83527/2	3-30	19,705
<b>192 48-66</b>	<b>14-16</b>	<b>Wood</b>	<b>4</b>	<b>83528/2</b>	<b>3-30</b>	<b>21,110</b>
192 53 - 72	14-16	Wood	4	83529/2	3-36	22,700
<b>192 58-78</b>	<b>16-18</b>	<b>Wood</b>	<b>4</b>	<b>83530/2</b>	<b>3-36</b>	<b>24,440</b>
192 63 - 84	16-18	Wood	4	83531/2	3-36	25,655
<b>204 38-54</b>	<b>16-18</b>	<b>Wood</b>	<b>4</b>	<b>83532/2</b>	<b>3-24</b>	<b>19,055</b>
204 43 - 60	16-18	Wood	4	83533/2	3-30	20,570
<b>204 48-66</b>	<b>16-18</b>	<b>Wood</b>	<b>4</b>	<b>83534/2</b>	<b>3-30</b>	<b>22,245</b>
204 53 - 72	16-18	Wood	4	83535/2	3-36	23,950
<b>204 58-78</b>	<b>16-18</b>	<b>Wood</b>	<b>4</b>	<b>83536/2</b>	<b>3-36</b>	<b>25,485</b>
204 63 - 84	16-18	Wood	4	83537/2	3-36	27,085
<b>216 38-54</b>	<b>16-18</b>	<b>Wood</b>	<b>4</b>	<b>83538/2</b>	<b>3-24</b>	<b>20,110</b>
216 43 - 60	16-18	Wood	4	83539/2	3-30	21,905
<b>216 48-66</b>	<b>16-18</b>	<b>Wood</b>	<b>4</b>	<b>83540/2</b>	<b>3-30</b>	<b>23,515</b>
216 53 - 72	16-18	Wood	4	83541/2	3-36	25,300
<b>216 58-78</b>	<b>16-18</b>	<b>Wood</b>	<b>4</b>	<b>83542/2</b>	<b>3-36</b>	<b>27,120</b>
216 63 - 84	16-18	Wood	4	83543/2	3-36	28,215



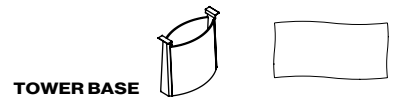
\*Based on a chair width of 25".

L" x D"	Sugg Seat Capacity	Top Finish	Top Sections	Model Number	Base Size"	4 Access Bases List Price
<b>228 38-54</b>	<b>16-18</b>	<b>Wood</b>	<b>4</b>	<b>83544/2</b>	<b>4-24</b>	<b>22,140</b>
228 43 - 60	16-18	Wood	4	83545/2	4-30	24,185
<b>228 48-66</b>	<b>18-20</b>	<b>Wood</b>	<b>4</b>	<b>83546/2</b>	<b>4-30</b>	<b>25,905</b>
228 53 - 72	18-20	wood	4	83547/2	4-36	27,820
<b>228 58-78</b>	<b>18-20</b>	<b>Wood</b>	<b>4</b>	<b>83548/2</b>	<b>4-36</b>	<b>29,660</b>
228 63 - 84	18-20	Wood	4	83549/2	4-36	31,510
<b>240 38-54</b>	<b>16-18</b>	<b>Wood</b>	<b>4</b>	<b>83550/2</b>	<b>4-24</b>	<b>23,395</b>
240 43 - 60	18-20	wood	4	83551/2	4-30	25,380
<b>240 48-66</b>	<b>18-20</b>	<b>Wood</b>	<b>4</b>	<b>83552/2</b>	<b>4-30</b>	<b>27,220</b>
240 53 - 72	18-20	Wood	4	83553/2	4-36	29,245
<b>240 58-78</b>	<b>18-20</b>	<b>Wood</b>	<b>4</b>	<b>83554/2</b>	<b>4-36</b>	<b>31,190</b>
<b>240 63-84</b>	<b>18-20</b>	<b>Wood</b>	<b>4</b>	<b>83555/2</b>	<b>4-36</b>	<b>33,145</b>

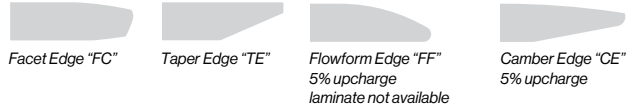


# VOX® CONFERENCE TABLES

RECTANGLE WAVE SHAPE DESIGN – NIENKÄMPER




Specify edge type; add the two letter code after the model number.



\*Based on a chair width of 25".

L" x D"	Sugg Seat Capacity	Top Finish	Top Sections	Model Number	Base Size "	3 Tower Bases List Price
<b>180 48</b>	<b>12-14</b>	<b>Wood</b>	<b>3</b>	<b>83425/2</b>	<b>3-24</b>	<b>16,690</b>
180 54	14-16	Wood	3	83426/2	3-24	18,165
<b>180 60</b>	<b>14-16</b>	<b>Wood</b>	<b>3</b>	<b>83427/2</b>	<b>3-30</b>	<b>19,620</b>
180 66	14-16	Wood	3	83428/2	3-30	21,200
<b>180 72</b>	<b>14-16</b>	<b>Wood</b>	<b>3</b>	<b>83429/2</b>	<b>3-36</b>	<b>22,695</b>
192 54	14-16	Wood	4	83430/2	3-24	19,550
<b>192 60</b>	<b>14-16</b>	<b>Wood</b>	<b>4</b>	<b>83431/2</b>	<b>3-30</b>	<b>21,140</b>
192 66	14-16	Wood	4	83432/2	3-30	22,855
<b>192 72</b>	<b>14-16</b>	<b>Wood</b>	<b>4</b>	<b>83433/2</b>	<b>3-36</b>	<b>24,495</b>
204 54	14-16	Wood	4	83434/2	3-24	20,435
<b>204 60</b>	<b>16-18</b>	<b>Wood</b>	<b>4</b>	<b>83435/2</b>	<b>3-30</b>	<b>22,115</b>
204 66	16-18	Wood	4	83436/2	3-30	23,930
<b>204 72</b>	<b>16-18</b>	<b>Wood</b>	<b>4</b>	<b>83437/2</b>	<b>3-36</b>	<b>25,660</b>
204 78	16-18	Wood	4	83438/2	3-36	27,415
<b>216 54</b>	<b>16-18</b>	<b>Wood</b>	<b>4</b>	<b>83439/2</b>	<b>3-24</b>	<b>21,915</b>
216 60	16-18	Wood	4	83440/2	3-30	23,760
<b>216 66</b>	<b>16-18</b>	<b>Wood</b>	<b>4</b>	<b>83441/2</b>	<b>3-30</b>	<b>25,730</b>
216 72	16-18	Wood	4	83442/2	3-36	27,625
<b>216 78</b>	<b>16-18</b>	<b>Wood</b>	<b>4</b>	<b>83443/2</b>	<b>3-36</b>	<b>29,495</b>



\*Based on a chair width of 25".

L" x D"	Sugg Seat Capacity	Top Finish	Top Sections	Model Number	Base Size "	4 Tower Bases List Price
<b>228 54</b>	<b>16-18</b>	<b>Wood</b>	<b>4</b>	<b>83444/2</b>	<b>4-24</b>	<b>24,175</b>
228 60	16-18	Wood	4	83445/2	4-30	26,185
<b>228 66</b>	<b>18-20</b>	<b>Wood</b>	<b>4</b>	<b>83446/2</b>	<b>4-30</b>	<b>28,905</b>
228 72	18-20	wood	4	83447/2	4-36	30,360
<b>228 78</b>	<b>18-20</b>	<b>Wood</b>	<b>4</b>	<b>83448/2</b>	<b>4-36</b>	<b>32,405</b>
228 84	18-20	Wood	4	83449/2	4-36	34,350
<b>240 54</b>	<b>16-18</b>	<b>Wood</b>	<b>4</b>	<b>83450/2</b>	<b>4-24</b>	<b>25,565</b>
240 60	18-20	wood	4	83451/2	4-30	27,715
<b>240 66</b>	<b>18-20</b>	<b>Wood</b>	<b>4</b>	<b>83452/2</b>	<b>4-30</b>	<b>29,945</b>
240 72	18-20	Wood	4	83453/2	4-36	32,180
<b>240 78</b>	<b>18-20</b>	<b>Wood</b>	<b>4</b>	<b>83454/2</b>	<b>4-36</b>	<b>34,385</b>
<b>240 84</b>	<b>18-20</b>	<b>Wood</b>	<b>4</b>	<b>83455/2</b>	<b>4-36</b>	<b>36,470</b>

