

A FRAME

Aaron Duke

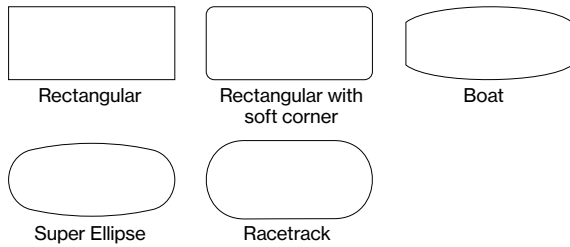


nienkämper

BASE, SURFACE, EDGE DETAILS & CONNECTIVITY

Surface Shapes

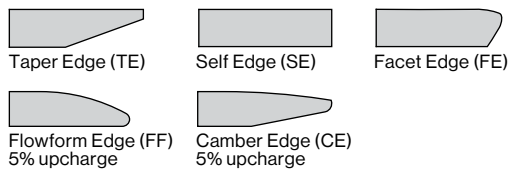
Top is 1-1/4" thick and is available in different shapes.



Finishes

All standard Nienkamper veneer and laminates.

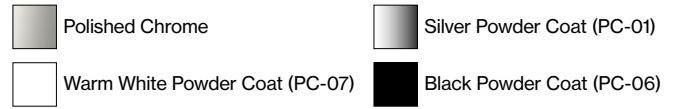
Edge Details



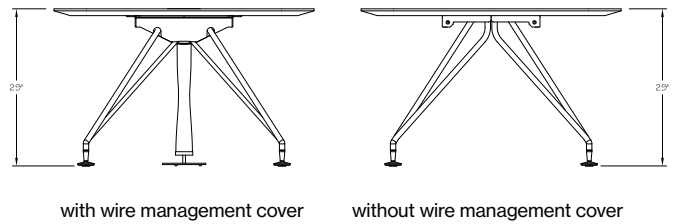
Sizes

A Frame conference tables are available in standard sizes:
 Width: 42", 48", 54", 60"
 Length: 120", 132", 144", 156", 168", 180", 192", 204", 216", 228", 240"

Base Finish Options



Side Elevation of Base



Connectivity

Nienkamper offers connectivity solutions for the A Frame Table, our Vox® S Series Forum, M Series Forum or SIMPLE Pop Up Forum with our Vox® Cable Conduits provide a variety of power/data/AV options for your needs.



Vox® S Series 5-1/4" Forum



Vox® M Series Forum




SIMPLE Pop-up Forum



CABLE CONDUIT & WIRE MANAGEMENT

Cable Conduit



Expandable cable conduit

Linked cable conduit

Cables from our Vox® Forum or SIMPLE Forum are directed to the floor with either an expandable or linked cable conduit. Both solutions accommodate core drills with their large base ring. Wire capacity is 2"-4" dia for the expandable cable conduit and eighteen 16 GA cables for the linked. Both models available in black, silver or clear color options. Please see page 19 for details.

Wire Management Cover (optional)

Wire management cover in silver paint finish is available as an option to conceal all cables and underside of the forums.



Table length	Model #	List price
84"L - 168"L	27051	\$2,820
180"L - 240"L	27052	\$4,830

VENEERS

All wood surfaces are protected with a durable polyurethane clear laquer with UV inhibitor. This finish is known for its exceptional durability, as well as abrasion, chemical, impact and scratch resistance. Standard sheen level is 45 degrees. Optional 10 and 35 degree sheen levels are available on request at no additional cost.

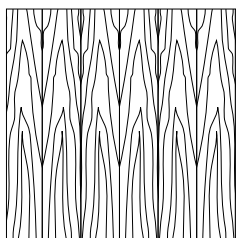
Wood Species	Order Code	Veneer/Stain	Upcharge
Maple	F-01	Natural Maple	No upcharge applies.
	F-02	Natural Curly Maple - Rotary Cut	Add 15%.
	F-03	Natural Bird's Eye Maple - Rotary Cut	Call Customer Service for pricing.
	F-04	Maple Stained Pear	No upcharge applies.
Cherry	F-05	Natural Cherry	No upcharge applies.
	F-06	Standard Cherry	No upcharge applies.
	F-07	Cherry Stained Amber	No upcharge applies.
	F-08	Cherry Stained Auburn	No upcharge applies.
	F-09	Cherry Stained Burgundy	No upcharge applies.
Mahogany	F-10	Light Mahogany	No upcharge applies.
	F-11	Medium Mahogany	No upcharge applies.
	F-12	Dark Mahogany	No upcharge applies.
	F-13	Red Mahogany	No upcharge applies.
Anagre	F-14	Natural Figured Anagre - Qtr. Cut Book-Match	Add 15%.
	F-15	Figured Anagre Stained Amber - Qtr. Cut Book-Match	Add 15%.
Sycamore	F-16	Natural Figured Sycamore - Qtr. Cut Book-Match	Add 15%.
Walnut	F-17	Burnt Walnut	No upcharge applies.
	F-19	Natural Walnut	No upcharge applies.
	F-24	Carbon Grey Walnut	No upcharge applies.
White Oak	F-18	Natural White Oak - Flat Cut Book-Match (10° sheen)	No upcharge applies.
		Natural White Oak - Rift Cut Slip-Match (10° sheen)	Add 5%
Sapele – Ribbon Stripe	F-20	Natural Ribbon Strip Sepele - Qtr. Cut Slip-Match	No upcharge applies.
Moabe (Cherry substitute)	F-21	Natural Moabe - Quarter - Qtr. Cut Book-Match	No upcharge applies.
Cape Coast Walnut	F-22	Dark Cape Coast Walnut - Qtr. Cut Slip-Match	No upcharge applies.
	F-23	Natural Cape Coast Walnut - Qtr. Cut Slip-Match	No upcharge applies.
Ash	F-25	Slate Grey Ash - Qtr. Cut Slip-Match	No upcharge applies.

VENEER GRAIN OPTIONS

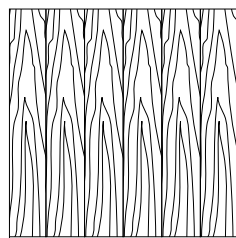
Nienkamper products utilize the best quality veneers available, and, combined with Nienkämper's patented veneering systems, create work environments of incredible quality and beauty.

All veneer furniture comes standard with flat cut book-match veneer; flat cut slip-match veneer can also be specified. Quarter cut slip-match and quarter cut book-match veneers are available at a 5% upcharge. Figured Anagre and Figured Sycamore veneers are Quarter cut book-matched. Bird's Eye Maple and Curly Maple are rotary cut.


Facet Edge, Taper edge and Flowform edge tops with veneer are manufactured with a solid wood edge. All edges are then veneer wrapped to create a seamless profile top.




Standard Flat Cut Book-Match V1



Flat Cut Slip-Match V2



Quarter Cut Slip-Match Add 5% V3



Quarter Cut Book-Match Add 5% V4

P-LAM

Wood grain plastic laminate surfaces are available on table tops with Facet and Taper edges.

These tops are manufactured with a solid wood edge that is applied prior to the laminate top surface. This method conceals the thickness of the wood edge, while providing the durability required. Wood edges are selected that most closely resemble both the species and the color of the laminate chosen

Nienkämper has pre-selected a number of standard wood grain plastic laminates that represent a cross section of both color and species. Simply include the order code with the model number to make these selections. Alternatively wood grain plastic laminates selected outside of Nienkämper's standard selection can be made by specifying the manufacturer as well as the description and model number of the laminate at the time of order. Note: for Facet edge tops the laminate must be a post-forming grade.

Wood Grain Plastic Laminate Surfaces	Order Code	Manufacturer #	Finish
Champagne Sagawood	WL1	Nevamar WM8349T	Textured
Hardrock Maple	WL2	Pionite WM791-SD	Textured/Suede
Amber Curly Maple	WL3	Pionite WM221-SD	Textured/Suede
Anagre	WL4	Pionite WX041-SD	Textured/Suede
Monticello Maple	WL5	Wilsonart 7925-38	Fine Velvet Texture
Millwork Cherry	WL7	Pionite WC431PV	PV-Polished Velvet
Figured Anagre	WL8	Formica7284-58	Matte
Huntington Maple	WL9	Wilsonart 7929-38	Fine Velvet Texture
Wild Cherry	WL10	Formica 5904.43	Artisan
Amber Cherry	WL11	Wilsonart 7919.38	Fine Velvet Texture
Figured Mahogany	WL12	Wilsonart 7040A-60	Matte
Fusion Maple	WL13	Wilsonart 7909-78	Fine Grain
New Age Oak	WL14	Wilsonart 7938-78	Fine Grain
Natural Pear	WL15	Wilsonart 7061-78	Fine Grain
Tuscan Walnut	WL16	Wilsonart 7921-78	Fine Grain
Nepal Teak	WL17	Wilsonart 7209-78	Fine Grain
Wild Cherry	WL18	Wilsonart 7054-78	Fine Grani
River Cherry	WL19	Wilsonart 7937-78	Fine Grain
Montana Walnut	WL20	Wilsonart 7110-78	Fine Grain
Sanara	WL21	Wilsonart 7932-78	Fine Grain
Windsor Mahogany	WL22	Wilsonart 7039-78	Fine Grain
Williamsburg Cherry	WL23	Wilsonart 7936-78	Fine Grain
Florence Walnut	WL25	Wilsonart 7993-78	Fine Grain
Skyline Walnut	WL26	Wilsonart 7964K-12	Soft Grain
Sterling Ash	WL27	Wilsonart 7995-78	Fine Grain

To specify the wood grain laminate required simply add the Order Code WL_ to the model number of the product.

Wood grain laminate samples are available from your local sales representative or by calling Nienkämper's customer service department at 1-800-668-9318.

P-LAM

COLOURED P-LAM

Both Taper and Facet edge profiles are available with a colored laminate top.

Laminate edging on Taper tops. Edging will match the top surface and is applied prior to the surface laminate. By applying the laminate in this way the seam is positioned horizontally, is much less conspicuous as well as more durable.

Wood edging on Facet and Taper Edge tops is applied prior to the laminate. By applying the wood edge in this way the thickness of the wood edge is concealed, while providing the durability required. Wood species and finishes for edging, can be selected from page 4.

For laminates specified outside of Nienkämper's standard selection, specify the manufacturer as well as the description and model number of the laminate selected at time of order. For Facet edge tops, the laminate must be a post forming grade.

Translucent edging on Taper edge tops is applied after the surface laminate. The translucent edge is very durable. Clear translucent edge provides a good match with most white colored laminates, while silver translucent edge provides a metallic look and contrast to colored plastic laminates.



Taper edge in clear translucent with white P-Lam top

Coloured Plastic Laminates Surface	Order Code	Manufacturer #	Finish
Grey (Nienkamper - Light Grey/Putty)	CL-01	Wilsonart 1500-60	Matte
Plantinum Gray (Nienkamper - Medium Grey/Clay)	CL-02	Nevamar S6023T	Textured
Slate Grey (Nienkamper - Dark Grey)	CL-03	Wilsonart D91-60	Matte
Black	CL-04	Wilsonart 1595-60	Matte
Angel White	CL-05	Pionite SW-826SD	Textured/Suede
Frosty White	CL-06	Wilsonart 1573-60	Matte
White (for writable surface)	CL-07	Formica 949-90	Gloss



Add the order code behind the edge profile when specifying.

P-LAM

FINGERPRINT RESISTANCE P-LAM

Fingerprint Resistance Plastic Laminate is an innovative material created for interior design applications and is suitable for both vertical and horizontal interior applications on our nienkamper furniture.

The external surface of Fingerprint Resistance Plastic Laminate involves the use of nanotechnology made possible by next generation acrylic resins.

The unique composition offers extraordinary features coupled with a unique user experience. These include an ultra matt surface (eliminating glare), an ultra sofa feel, an anti-fingerprint surface, thermal healing of micro-scratches, increased durability as well as anti-bacterial and mold-resistant properties.

Edgeband with matching color to the Fingerprint Resistance Plastic Laminate is only available on taper edge. For 1" or 1-1/4" thick top with self edge, same Fingerprint Resistance Plastic Laminate can be specified for the self edge or it can be in clear/silver translucent edge.

There is a 10% upcharge on our standard plastic laminate table pricing for Fingerprint Resistance Plastic Laminate.

Colored "Fingerprint Resistance" Plastic Laminate Surface	Order Code	Finish
Black	RL-01	Matte
Gray	RL-02	Matte
Pure White	RL-03	Matte
Sand	RL-04	Matte
Bronze	RL-05	Matte

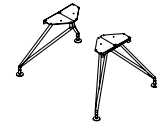
Edgeband to Match with Colored "Fingerprint Resistance" Plastic Laminate	Order Code
Black	RE-01
Gray	RE-02
Pure White	RE-03
Sand	RE-04
Bronze	RE-05

A FRAME TABLES



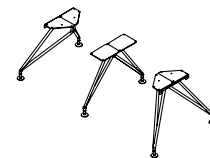
Rectangle shape

L"	x	D"	Sugg Seat Capacity	Top Finish	Top Sections	POWDER COAT BASE		POLISHED CHROME BASE	
						Model Number	List Price	Model Number	List Price
84	42	6-8	6-8	Veneer	1	26701/2	8,300	26735/2	9,045
84	42	6-8	6-8	Laminate	1	26701/5	7,370	26735/5	8,110
96	42	6-8	6-8	Veneer	1	26702/2	8,570	26736/2	9,315
96	42	6-8	6-8	Laminate	1	26702/5	7,560	26736/5	8,295
96	48	6-8	6-8	Veneer	1	26703/2	8,965	26737/2	9,705
96	48	6-8	6-8	Laminate	1	26703/5	7,770	26737/5	8,505
108	42	8-10	8-10	Veneer	1	26704/2	8,945	26738/2	9,685
108	42	8-10	8-10	Laminate	1	26704/5	7,750	26738/5	8,480
108	48	8-10	8-10	Veneer	1	26705/2	9,335	26739/2	10,075
108	48	8-10	8-10	Laminate	1	26705/5	8,055	26739/5	8,795
120	42	8-10	8-10	Veneer	2	26706/2	9,265	26740/2	10,010
120	42	8-10	8-10	Laminate	2	26706/5	8,035	26740/5	8,775
120	48	8-10	8-10	Veneer	2	26707/2	9,740	26741/2	10,480
120	48	8-10	8-10	Laminate	2	26707/5	8,275	26741/5	9,010
120	54	8-10	8-10	Veneer	2	26708/2	10,170	26742/2	10,910
120	54	8-10	8-10	Laminate	2	26708/5	8,520	26742/5	9,250



2 BASES

L"	x	D"	Sugg Seat Capacity	Top Finish	Top Sections	POWDER COAT BASE		POLISHED CHROME BASE	
						Model Number	List Price	Model Number	List Price
132	48	10-12	10-12	Veneer	2	26709/2	15,305	26743/2	16,750
132	48	10-12	10-12	Laminate	2	26709/5	13,725	26743/5	15,180
132	54	10-12	10-12	Veneer	2	26710/2	15,810	26744/2	17,260
132	54	10-12	10-12	Laminate	2	26710/5	13,960	26744/5	15,415
144	48	10-12	10-12	Veneer	2	26711/2	15,705	26745/2	17,160
144	48	10-12	10-12	Laminate	2	26711/5	13,990	26745/5	15,435
144	54	10-12	10-12	Veneer	2	26712/2	16,250	26746/2	17,710
144	54	10-12	10-12	Laminate	2	26712/5	14,220	26746/5	15,680
144	60	10-12	10-12	Veneer	2	26713/2	16,675	26747/2	18,120
144	60	10-12	10-12	Laminate	2	26713/5	14,485	26747/5	15,935
156	48	12-14	12-14	Veneer	2	26714/2	16,075	26748/2	17,535
156	48	12-14	12-14	Laminate	2	26714/5	14,280	26748/5	15,725
156	54	12-14	12-14	Veneer	2	26715/2	16,690	26749/2	18,135
156	54	12-14	12-14	Laminate	2	26715/5	14,550	26749/5	16,005
156	60	12-14	12-14	Veneer	2	26716/2	17,185	26750/2	18,640
156	60	12-14	12-14	Laminate	2	26716/5	14,850	26750/5	16,305
168	48	12-14	12-14	Veneer	2	26717/2	16,480	26751/2	17,930
168	48	12-14	12-14	Laminate	2	26717/5	14,535	26751/5	15,990
168	54	12-14	12-14	Veneer	2	26718/2	17,050	26752/2	18,500
168	54	12-14	12-14	Laminate	2	26718/5	14,840	26752/5	16,295
168	60	12-14	12-14	Veneer	2	26719/2	17,705	26753/2	19,160
168	60	12-14	12-14	Laminate	2	26719/5	15,150	26753/5	16,595



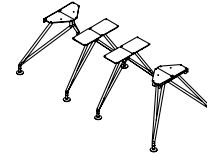
3 BASES

A FRAME TABLES



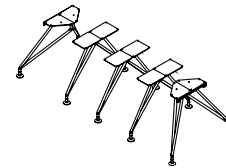
Rectangle shape

L"	x	D"	Sugg Seat Capacity	Top Finish	Top Sections	POWDER COAT BASE		POLISHED CHROME BASE	
						Model Number	List Price	Model Number	List Price
180	48	14-16		Veneer	3	26720/2	16,880	26754/2	18,330
180	48	14-16		Laminate	3	26720/5	14,820	26754/5	16,280
180	54	14-16		Veneer	3	26721/2	17,495	26755/2	18,940
180	54	14-16		Laminate	3	26721/5	15,135	26755/5	16,585
180	60	14-16		Veneer	3	26722/2	18,105	26756/2	19,560
180	60	14-16		Laminate	3	26722/5	15,465	26756/5	16,920



4 BASES

L"	x	D"	Sugg Seat Capacity	Top Finish	Top Sections	POWDER COAT BASE		POLISHED CHROME BASE	
						Model Number	List Price	Model Number	List Price
192	54	14-16		Veneer	4	26723/2	23,545	26757/2	25,705
192	54	14-16		Laminate	4	26723/5	20,895	26757/5	23,065
192	60	14-16		Veneer	4	26724/2	24,180	26758/2	26,355
192	60	14-16		Laminate	4	26724/5	21,245	26758/5	23,415
204	54	16-18		Veneer	4	26725/2	23,945	26759/2	26,120
204	54	16-18		Laminate	4	26725/5	21,255	26759/5	23,425
204	60	16-18		Veneer	4	26726/2	24,610	26760/2	26,765
204	60	16-18		Laminate	4	26726/5	21,615	26760/5	23,785
216	54	16-18		Veneer	4	26727/2	24,360	26761/2	26,535
216	54	16-18		Laminate	4	26727/5	21,650	26761/5	23,815
216	60	16-18		Veneer	4	26728/2	25,050	26762/2	27,220
216	60	16-18		Laminate	4	26728/5	22,000	26762/5	24,165
228	54	16-18		Veneer	4	26729/2	24,790	26763/2	26,945
228	54	16-18		Laminate	4	26729/5	21,905	26763/5	24,080
228	60	16-18		Veneer	4	26730/2	25,620	26764/2	27,790
228	60	16-18		Laminate	4	26730/5	22,310	26764/5	24,480
240	54	18-20		Veneer	4	26731/2	25,190	26765/2	27,355
240	54	18-20		Laminate	4	26731/5	22,195	26765/5	24,360
240	60	18-20		Veneer	4	26732/2	26,055	26766/2	28,225
240	60	18-20		Laminate	4	26732/5	22,600	26766/5	24,770



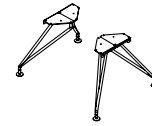
5 BASES

A FRAME TABLES



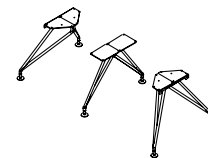
Rectangle shape with soft corner

L"	x	D"	Sugg Seat Capacity	Top Finish	Top Sections	POWDER COAT BASE		POLISHED CHROME BASE	
						Model Number	List Price	Model Number	List Price
84	42	6-8		Veneer	1	26771/2	8,430	26805/2	9,180
84	42	6-8		Laminate	1	26771/5	7,485	26805/5	8,230
96	42	6-8		Veneer	1	26772/2	8,700	26806/2	9,455
96	42	6-8		Laminate	1	26772/5	7,670	26806/5	8,425
96	48	6-8		Veneer	1	26773/2	9,105	26807/2	9,855
96	48	6-8		Laminate	1	26773/5	7,885	26807/5	8,630
108	42	8-10		Veneer	1	26774/2	9,075	26808/2	9,830
108	42	8-10		Laminate	1	26774/5	7,865	26808/5	8,610
108	48	8-10		Veneer	1	26775/2	9,475	26809/2	10,230
108	48	8-10		Laminate	1	26775/5	8,180	26809/5	8,925
120	42	8-10		Veneer	2	26776/2	9,410	26810/2	10,165
120	42	8-10		Laminate	2	26776/5	8,160	26810/5	8,905
120	48	8-10		Veneer	2	26777/2	9,890	26811/2	10,635
120	48	8-10		Laminate	2	26777/5	8,400	26811/5	9,155
120	54	8-10		Veneer	2	26778/2	10,325	26812/2	11,080
120	54	8-10		Laminate	2	26778/5	8,650	26812/5	9,395



2 BASES

L"	x	D"	Sugg Seat Capacity	Top Finish	Top Sections	POWDER COAT BASE		POLISHED CHROME BASE	
						Model Number	List Price	Model Number	List Price
132	48	10-12		Veneer	2	26779/2	15,535	26813/2	17,010
132	48	10-12		Laminate	2	26779/5	13,940	26813/5	15,415
132	54	10-12		Veneer	2	26780/2	16,045	26814/2	17,530
132	54	10-12		Laminate	2	26780/5	14,175	26814/5	15,645
144	48	10-12		Veneer	2	26781/2	15,940	26815/2	17,420
144	48	10-12		Laminate	2	26781/5	14,200	26815/5	15,675
144	54	10-12		Veneer	2	26782/2	16,500	26816/2	17,965
144	54	10-12		Laminate	2	26782/5	14,435	26816/5	15,910
144	60	10-12		Veneer	2	26783/2	16,925	26817/2	18,400
144	60	10-12		Laminate	2	26783/5	14,710	26817/5	16,180
156	48	12-14		Veneer	2	26784/2	16,320	26818/2	17,795
156	48	12-14		Laminate	2	26784/5	14,490	26818/5	15,965
156	54	12-14		Veneer	2	26785/2	16,940	26819/2	18,420
156	54	12-14		Laminate	2	26785/5	14,775	26819/5	16,250
156	60	12-14		Veneer	2	26786/2	17,440	26820/2	18,915
156	60	12-14		Laminate	2	26786/5	15,075	26820/5	16,555
168	48	12-14		Veneer	2	26787/2	16,730	26821/2	18,195
168	48	12-14		Laminate	2	26787/5	14,750	26821/5	16,230
168	54	12-14		Veneer	2	26788/2	17,310	26822/2	18,790
168	54	12-14		Laminate	2	26788/5	15,065	26822/5	16,545
168	60	12-14		Veneer	2	26789/2	17,960	26823/2	19,440
168	60	12-14		Laminate	2	26789/5	15,375	26823/5	16,850



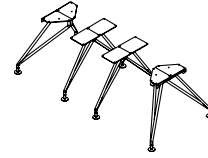
3 BASES

A FRAME TABLES



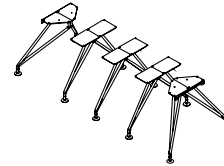
Rectangle shape with soft corner

L"	x	D"	Sugg Seat Capacity	Top Finish	Top Sections	POWDER COAT BASE		POLISHED CHROME BASE	
						Model Number	List Price	Model Number	List Price
180	48	14-16		Veneer	3	26790/2	17,135	26824/2	18,620
180	48	14-16		Laminate	3	26790/5	15,050	26824/5	16,530
180	54	14-16		Veneer	3	26791/2	17,760	26825/2	19,225
180	54	14-16		Laminate	3	26791/5	15,360	26825/5	16,840
180	60	14-16		Veneer	3	26792/2	18,375	26826/2	19,850
180	60	14-16		Laminate	3	26792/5	15,700	26826/5	17,180



4 BASES

L"	x	D"	Sugg Seat Capacity	Top Finish	Top Sections	POWDER COAT BASE		POLISHED CHROME BASE	
						Model Number	List Price	Model Number	List Price
192	54	14-16		Veneer	4	26793/2	23,900	26827/2	26,100
192	54	14-16		Laminate	4	26793/5	21,210	26827/5	23,415
192	60	14-16		Veneer	4	26794/2	24,540	26828/2	26,750
192	60	14-16		Laminate	4	26794/5	21,560	26828/5	23,765
204	54	16-18		Veneer	4	26795/2	24,305	26829/2	26,510
204	54	16-18		Laminate	4	26795/5	21,570	26829/5	23,775
204	60	16-18		Veneer	4	26796/2	24,980	26830/2	27,175
204	60	16-18		Laminate	4	26796/5	21,940	26830/5	24,140
216	54	16-18		Veneer	4	26797/2	24,730	26831/2	26,930
216	54	16-18		Laminate	4	26797/5	21,980	26831/5	24,175
216	60	16-18		Veneer	4	26798/2	25,430	26832/2	27,630
216	60	16-18		Laminate	4	26798/5	22,330	26832/5	24,525
228	54	16-18		Veneer	4	26799/2	25,165	26833/2	27,355
228	54	16-18		Laminate	4	26799/5	22,240	26833/5	24,445
228	60	16-18		Veneer	4	26800/2	26,010	26834/2	28,205
228	60	16-18		Laminate	4	26800/5	22,650	26834/5	24,850
240	54	18-20		Veneer	4	26801/2	25,570	26835/2	27,760
240	54	18-20		Laminate	4	26801/5	22,535	26835/5	24,730
240	60	18-20		Veneer	4	26802/2	26,450	26836/2	28,655
240	60	18-20		Laminate	4	26802/5	22,940	26836/5	25,155



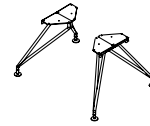
5 BASES

A FRAME TABLES



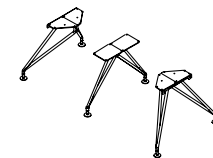
Boat shape

L"	x	D"	Sugg Seat Capacity	Top Finish	Top Sections	POWDER COAT BASE		POLISHED CHROME BASE	
						Model Number	List Price	Model Number	List Price
84	42	6-8		Veneer	1	26841/2	8,550	26875/2	9,320
84	42	6-8		Laminate	1	26841/5	7,595	26875/5	8,355
96	42	6-8		Veneer	1	26842/2	8,830	26876/2	9,595
96	42	6-8		Laminate	1	26842/5	7,790	26876/5	8,545
96	48	6-8		Veneer	1	26843/2	9,235	26877/2	10,000
96	48	6-8		Laminate	1	26843/5	8,005	26877/5	8,765
108	42	8-10		Veneer	1	26844/2	9,215	26878/2	9,980
108	42	8-10		Laminate	1	26844/5	7,985	26878/5	8,735
108	48	8-10		Veneer	1	26845/2	9,620	26879/2	10,380
108	48	8-10		Laminate	1	26845/5	8,300	26879/5	9,060
120	42	8-10		Veneer	2	26846/2	9,545	26880/2	10,315
120	42	8-10		Laminate	2	26846/5	8,280	26880/5	9,040
120	48	8-10		Veneer	2	26847/2	10,035	26881/2	10,795
120	48	8-10		Laminate	2	26847/5	8,525	26881/5	9,285
120	54	8-10		Veneer	2	26848/2	10,480	26882/2	11,240
120	54	8-10		Laminate	2	26848/5	8,780	26882/5	9,530



2 BASES

L"	x	D"	Sugg Seat Capacity	Top Finish	Top Sections	POWDER COAT BASE		POLISHED CHROME BASE	
						Model Number	List Price	Model Number	List Price
132	48	10-12		Veneer	2	26849/2	15,765	26883/2	17,255
132	48	10-12		Laminate	2	26849/5	14,140	26883/5	15,640
132	54	10-12		Veneer	2	26850/2	16,285	26884/2	17,780
132	54	10-12		Laminate	2	26850/5	14,380	26884/5	15,880
144	48	10-12		Veneer	2	26851/2	16,180	26885/2	17,675
144	48	10-12		Laminate	2	26851/5	14,410	26885/5	15,900
144	54	10-12		Veneer	2	26852/2	16,740	26886/2	18,245
144	54	10-12		Laminate	2	26852/5	14,650	26886/5	16,155
144	60	10-12		Veneer	2	26853/2	17,180	26887/2	18,665
144	60	10-12		Laminate	2	26853/5	14,920	26887/5	16,415
156	48	12-14		Veneer	2	26854/2	16,560	26888/2	18,065
156	48	12-14		Laminate	2	26854/5	14,710	26888/5	16,200
156	54	12-14		Veneer	2	26855/2	17,195	26889/2	18,680
156	54	12-14		Laminate	2	26855/5	14,990	26889/5	16,490
156	60	12-14		Veneer	2	26856/2	17,705	26890/2	19,200
156	60	12-14		Laminate	2	26856/5	15,300	26890/5	16,795
168	48	12-14		Veneer	2	26857/2	16,975	26891/2	18,470
168	48	12-14		Laminate	2	26857/5	14,975	26891/5	16,470
168	54	12-14		Veneer	2	26858/2	17,565	26892/2	19,055
168	54	12-14		Laminate	2	26858/5	15,290	26892/5	16,785
168	60	12-14		Veneer	2	26859/2	18,240	26893/2	19,735
168	60	12-14		Laminate	2	26859/5	15,605	26893/5	17,095



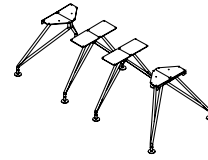
3 BASES

A FRAME TABLES



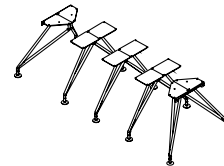
Boat shape

L" x D"	Sugg Seat Capacity	Top Finish	Top Sections	POWDER COAT BASE		POLISHED CHROME BASE	
				Model Number	List Price	Model Number	List Price
180 48	14-16	Veneer	3	26860/2	17,390	26894/2	18,880
180 48	14-16	Laminate	3	26860/5	15,265	26894/5	16,770
180 54	14-16	Veneer	3	26861/2	18,020	26895/2	19,510
180 54	14-16	Laminate	3	26861/5	15,590	26895/5	17,085
180 60	14-16	Veneer	3	26862/2	18,650	26896/2	20,150
180 60	14-16	Laminate	3	26862/5	15,930	26896/5	17,430



4 BASES

L" x D"	Sugg Seat Capacity	Top Finish	Top Sections	POWDER COAT BASE		POLISHED CHROME BASE	
				Model Number	List Price	Model Number	List Price
192 54	14-16	Veneer	4	26863/2	24,255	26897/2	26,480
192 54	14-16	Laminate	4	26863/5	21,525	26897/5	23,760
192 60	14-16	Veneer	4	26864/2	24,910	26898/2	27,150
192 60	14-16	Laminate	4	26864/5	21,885	26898/5	24,120
204 54	16-18	Veneer	4	26865/2	24,665	26899/2	26,905
204 54	16-18	Laminate	4	26865/5	21,895	26899/5	24,130
204 60	16-18	Veneer	4	26866/2	25,350	26900/2	27,570
204 60	16-18	Laminate	4	26866/5	22,265	26900/5	24,500
216 54	16-18	Veneer	4	26867/2	25,095	26901/2	27,335
216 54	16-18	Laminate	4	26867/5	22,300	26901/5	24,530
216 60	16-18	Veneer	4	26868/2	25,805	26902/2	28,040
216 60	16-18	Laminate	4	26868/5	22,660	26902/5	24,890
228 54	16-18	Veneer	4	26869/2	25,535	26903/2	27,755
228 54	16-18	Laminate	4	26869/5	22,565	26903/5	24,805
228 60	16-18	Veneer	4	26870/2	26,390	26904/2	28,625
228 60	16-18	Laminate	4	26870/5	22,980	26904/5	25,215
240 54	18-20	Veneer	4	26871/2	25,950	26905/2	28,180
240 54	18-20	Laminate	4	26871/5	22,865	26905/5	25,095
240 60	18-20	Veneer	4	26872/2	26,840	26906/2	29,075
240 60	18-20	Laminate	4	26872/5	23,280	26906/5	25,515



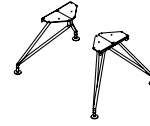
5 BASES

A FRAME TABLES



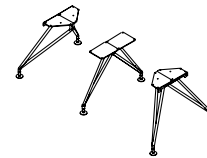
Super Ellipse shape

L"	x	D"	Sugg Seat Capacity	Top Finish	Top Sections	POWDER COAT BASE		POLISHED CHROME BASE	
						Model Number	List Price	Model Number	List Price
84	42	6-8		Veneer	1	26911/2	8,925	26945/2	9,720
84	42	6-8		Laminate	1	26911/5	7,925	26945/5	8,720
96	42	6-8		Veneer	1	26912/2	9,215	26946/2	10,010
96	42	6-8		Laminate	1	26912/5	8,120	26946/5	8,920
96	48	6-8		Veneer	1	26913/2	9,635	26947/2	10,430
96	48	6-8		Laminate	1	26913/5	8,355	26947/5	9,145
108	42	8-10		Veneer	1	26914/2	9,610	26948/2	10,410
108	42	8-10		Laminate	1	26914/5	8,335	26948/5	9,125
108	48	8-10		Veneer	1	26915/2	10,035	26949/2	10,840
108	48	8-10		Laminate	1	26915/5	8,665	26949/5	9,455
120	42	8-10		Veneer	2	26916/2	9,970	26950/2	10,765
120	42	8-10		Laminate	2	26916/5	8,635	26950/5	9,430
120	48	8-10		Veneer	2	26917/2	10,470	26951/2	11,260
120	48	8-10		Laminate	2	26917/5	8,890	26951/5	9,695
120	54	8-10		Veneer	2	26918/2	10,930	26952/2	11,730
120	54	8-10		Laminate	2	26918/5	9,160	26952/5	9,945



2 BASES

L"	x	D"	Sugg Seat Capacity	Top Finish	Top Sections	POWDER COAT BASE		POLISHED CHROME BASE	
						Model Number	List Price	Model Number	List Price
132	48	10-12		Veneer	2	26919/2	16,455	26953/2	18,005
132	48	10-12		Laminate	2	26919/5	14,755	26953/5	16,325
132	54	10-12		Veneer	2	26920/2	16,995	26954/2	18,555
132	54	10-12		Laminate	2	26920/5	15,005	26954/5	16,570
144	48	10-12		Veneer	2	26921/2	16,885	26955/2	18,450
144	48	10-12		Laminate	2	26921/5	15,040	26955/5	16,595
144	54	10-12		Veneer	2	26922/2	17,470	26956/2	19,030
144	54	10-12		Laminate	2	26922/5	15,290	26956/5	16,855
144	60	10-12		Veneer	2	26923/2	17,925	26957/2	19,480
144	60	10-12		Laminate	2	26923/5	15,575	26957/5	17,135
156	48	12-14		Veneer	2	26924/2	17,280	26958/2	18,845
156	48	12-14		Laminate	2	26924/5	15,350	26958/5	16,910
156	54	12-14		Veneer	2	26925/2	17,940	26959/2	19,500
156	54	12-14		Laminate	2	26925/5	15,645	26959/5	17,205
156	60	12-14		Veneer	2	26926/2	18,475	26960/2	20,030
156	60	12-14		Laminate	2	26926/5	15,965	26960/5	17,535
168	48	12-14		Veneer	2	26927/2	17,725	26961/2	19,270
168	48	12-14		Laminate	2	26927/5	15,620	26961/5	17,190
168	54	12-14		Veneer	2	26928/2	18,325	26962/2	19,890
168	54	12-14		Laminate	2	26928/5	15,950	26962/5	17,525
168	60	12-14		Veneer	2	26929/2	19,025	26963/2	20,590
168	60	12-14		Laminate	2	26929/5	16,285	26963/5	17,840



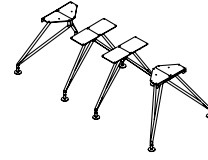
3 BASES

A FRAME TABLES



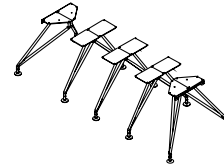
Super Ellipse shape

L"	x	D"	Sugg Seat Capacity	Top Finish	Top Sections	POWDER COAT BASE		POLISHED CHROME BASE	
						Model Number	List Price	Model Number	List Price
180	48	14-16		Veneer	3	26930/2	18,145	26964/2	19,715
180	48	14-16		Laminate	3	26930/5	15,935	26964/5	17,500
180	54	14-16		Veneer	3	26931/2	18,815	26965/2	20,365
180	54	14-16		Laminate	3	26931/5	16,265	26965/5	17,830
180	60	14-16		Veneer	3	26932/2	19,465	26966/2	21,025
180	60	14-16		Laminate	3	26932/5	16,620	26966/5	18,185



4 BASES

L"	x	D"	Sugg Seat Capacity	Top Finish	Top Sections	POWDER COAT BASE		POLISHED CHROME BASE	
						Model Number	List Price	Model Number	List Price
192	54	14-16		Veneer	4	26933/2	25,305	26967/2	27,635
192	54	14-16		Laminate	4	26933/5	22,465	26967/5	24,805
192	60	14-16		Veneer	4	26934/2	25,995	26968/2	28,325
192	60	14-16		Laminate	4	26934/5	22,845	26968/5	25,175
204	54	16-18		Veneer	4	26935/2	25,745	26969/2	28,075
204	54	16-18		Laminate	4	26935/5	22,855	26969/5	25,185
204	60	16-18		Veneer	4	26936/2	26,450	26970/2	28,775
204	60	16-18		Laminate	4	26936/5	23,240	26970/5	25,570
216	54	16-18		Veneer	4	26937/2	26,195	26971/2	28,530
216	54	16-18		Laminate	4	26937/5	23,275	26971/5	25,610
216	60	16-18		Veneer	4	26938/2	26,930	26972/2	29,265
216	60	16-18		Laminate	4	26938/5	23,650	26972/5	25,980
228	54	16-18		Veneer	4	26939/2	26,640	26973/2	28,970
228	54	16-18		Laminate	4	26939/5	23,555	26973/5	25,880
228	60	16-18		Veneer	4	26940/2	27,545	26974/2	29,880
228	60	16-18		Laminate	4	26940/5	23,985	26974/5	26,320
240	54	18-20		Veneer	4	26941/2	27,080	26975/2	29,410
240	54	18-20		Laminate	4	26941/5	23,870	26975/5	26,195
240	60	18-20		Veneer	4	26942/2	28,010	26976/2	30,340
240	60	18-20		Laminate	4	26942/5	24,300	26976/5	26,630



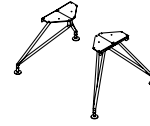
5 BASES

A FRAME TABLES



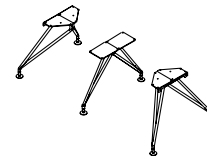
Racetrack shape

L"	x	D"	Sugg Seat Capacity	Top Finish	Top Sections	POWDER COAT BASE		POLISHED CHROME BASE	
						Model Number	List Price	Model Number	List Price
84	42	6-8		Veneer	1	26981/2	8,720	27015/2	9,500
84	42	6-8		Laminate	1	26981/5	7,740	27015/5	8,520
96	42	6-8		Veneer	1	26982/2	8,995	27016/2	9,780
96	42	6-8		Laminate	1	26982/5	7,940	27016/5	8,715
96	48	6-8		Veneer	1	26983/2	9,415	27017/2	10,190
96	48	6-8		Laminate	1	26983/5	8,160	27017/5	8,940
108	42	8-10		Veneer	1	26984/2	9,385	27018/2	10,170
108	42	8-10		Laminate	1	26984/5	8,135	27018/5	8,910
108	48	8-10		Veneer	1	26985/2	9,805	27019/2	10,580
108	48	8-10		Laminate	1	26985/5	8,465	27019/5	9,235
120	42	8-10		Veneer	2	26986/2	9,735	27020/2	10,520
120	42	8-10		Laminate	2	26986/5	8,440	27020/5	9,215
120	48	8-10		Veneer	2	26987/2	10,225	27021/2	11,005
120	48	8-10		Laminate	2	26987/5	8,690	27021/5	9,465
120	54	8-10		Veneer	2	26988/2	10,680	27022/2	11,455
120	54	8-10		Laminate	2	26988/5	8,950	27022/5	9,715



2 BASES

L"	x	D"	Sugg Seat Capacity	Top Finish	Top Sections	POWDER COAT BASE		POLISHED CHROME BASE	
						Model Number	List Price	Model Number	List Price
132	48	10-12		Veneer	2	26989/2	16,070	27023/2	17,590
132	48	10-12		Laminate	2	26989/5	14,415	27023/5	15,940
132	54	10-12		Veneer	2	26990/2	16,600	27024/2	18,125
132	54	10-12		Laminate	2	26990/5	14,660	27024/5	16,185
144	48	10-12		Veneer	2	26991/2	16,495	27025/2	18,010
144	48	10-12		Laminate	2	26991/5	14,690	27025/5	16,210
144	54	10-12		Veneer	2	26992/2	17,065	27026/2	18,600
144	54	10-12		Laminate	2	26992/5	14,930	27026/5	16,465
144	60	10-12		Veneer	2	26993/2	17,505	27027/2	19,030
144	60	10-12		Laminate	2	26993/5	15,215	27027/5	16,735
156	48	12-14		Veneer	2	26994/2	16,880	27028/2	18,420
156	48	12-14		Laminate	2	26994/5	14,995	27028/5	16,515
156	54	12-14		Veneer	2	26995/2	17,530	27029/2	19,045
156	54	12-14		Laminate	2	26995/5	15,285	27029/5	16,805
156	60	12-14		Veneer	2	26996/2	18,055	27030/2	19,570
156	60	12-14		Laminate	2	26996/5	15,595	27030/5	17,120
168	48	12-14		Veneer	2	26997/2	17,310	27031/2	18,830
168	48	12-14		Laminate	2	26997/5	15,260	27031/5	16,785
168	54	12-14		Veneer	2	26998/2	17,905	27032/2	19,430
168	54	12-14		Laminate	2	26998/5	15,585	27032/5	17,110
168	60	12-14		Veneer	2	26999/2	18,595	27033/2	20,120
168	60	12-14		Laminate	2	26999/5	15,905	27033/5	17,430



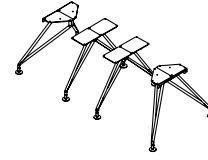
3 BASES

A FRAME TABLES



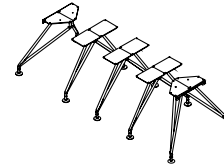
Racetrack shape

L"	x	D"	Sugg Seat Capacity	Top Finish	Top Sections	POWDER COAT BASE		POLISHED CHROME BASE	
						Model Number	List Price	Model Number	List Price
180	48	14-16		Veneer	3	27000/2	17,730	27034/2	19,255
180	48	14-16		Laminate	3	27000/5	15,560	27034/5	17,095
180	54	14-16		Veneer	3	27001/2	18,365	27035/2	19,890
180	54	14-16		Laminate	3	27001/5	15,890	27035/5	17,415
180	60	14-16		Veneer	3	27002/2	19,015	27036/2	20,540
180	60	14-16		Laminate	3	27002/5	16,240	27036/5	17,765










4 BASES

L"	x	D"	Sugg Seat Capacity	Top Finish	Top Sections	POWDER COAT BASE		POLISHED CHROME BASE	
						Model Number	List Price	Model Number	List Price
192	54	14-16		Veneer	4	27003/2	24,710	27037/2	26,995
192	54	14-16		Laminate	4	27003/5	21,940	27037/5	24,220
192	60	14-16		Veneer	4	27004/2	25,395	27038/2	27,675
192	60	14-16		Laminate	4	27004/5	22,310	27038/5	24,590
204	54	16-18		Veneer	4	27005/2	25,155	27039/2	27,425
204	54	16-18		Laminate	4	27005/5	22,325	27039/5	24,605
204	60	16-18		Veneer	4	27006/2	25,835	27040/2	28,105
204	60	16-18		Laminate	4	27006/5	22,700	27040/5	24,985
216	54	16-18		Veneer	4	27007/2	25,590	27041/2	27,860
216	54	16-18		Laminate	4	27007/5	22,735	27041/5	25,015
216	60	16-18		Veneer	4	27008/2	26,310	27042/2	28,580
216	60	16-18		Laminate	4	27008/5	23,100	27042/5	25,380
228	54	16-18		Veneer	4	27009/2	26,020	27043/2	28,300
228	54	16-18		Laminate	4	27009/5	23,000	27043/5	25,275
228	60	16-18		Veneer	4	27010/2	26,905	27044/2	29,175
228	60	16-18		Laminate	4	27010/5	23,430	27044/5	25,705
240	54	18-20		Veneer	4	27011/2	26,450	27045/2	28,725
240	54	18-20		Laminate	4	27011/5	23,305	27045/5	25,590
240	60	18-20		Veneer	4	27012/2	27,360	27046/2	29,635
240	60	18-20		Laminate	4	27012/5	23,735	27046/5	26,010




5 BASES

GROMMETS & CABLE CONDUITS

	Model Number	List Price	Product Description
VOX® PLASTIC GROMMET			
	70286 (black)	\$55	<p>This large rectangular plastic grommet has capacity for the most demanding wire management needs. When not in use the hinged cover swings up to close the grommet. Overall dimension is 4" L x 2" W (interior clearance - 3⁵/₈" L x 1⁵/₈" W).</p> <p>Available in three colours to coordinate with a variety of top finishes.</p>
	70287 (cool grey)	\$55	
	70288 (warm grey)	\$55	
VOX® ALUMINUM GROMMET			
Grommet for Power Cable	23416	\$260	<ul style="list-style-type: none"> • Flush aluminum grommet accommodates two 16 gauge power cables and plugs, or 6 data/voice cables and plugs. • Finished outside diameter 1⁵/₈", inside diameter is 1¹/₄". • Available in five anodized aluminum colours: silver, champagne, light bronze, bronze and black.
			
			
Grommet for Large Power Cable	23418	\$350	<ul style="list-style-type: none"> • Flush aluminum grommet accommodates three 16 gauge power cables and plugs, or 10 data/voice cables and plugs. • Finished outside diameter 2¹/₈", inside diameter is 2¹/₄". • Suitable for international power plugs. • Available in five anodized aluminum colours: silver, champagne, light bronze, bronze and black.
			
			

GROMMETS & CABLE CONDUITS

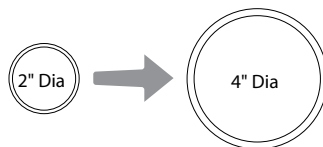
	Model Number	List Price	Product Description
	70277	\$280	<ul style="list-style-type: none"> • A high quality grommet option that offers a nice contrast to any top surface and are built to withstand many years of use. Made of a heavy gauge aluminum extrusion with a large access hole. • Covers will not pull out during use. Overall dimension is 5^{1/4}" L x 2^{1/4}" W (interior clearance – 4^{3/4}" L X 2^{1/4}" W). • Available in five anodized aluminum colours: silver, champagne, light bronze, bronze and black.

VOX® CABLE CONDUIT

Vox® Expandable Cable Conduit



55024-B black	\$940
55024-S silver	\$940
55024-C clear	\$940



The Vox® Expandable Cable Conduit is made of woven, flexible plastic wire. Its unique properties allow it to expand and contract to allow for different cable capacities.

A "U" bracket at the top attaches to the support rail. An 8" diameter counter weight is incorporated at the base which can be positioned to accommodate core drills or receptacle positions. Inside hole diameter is 3.5".

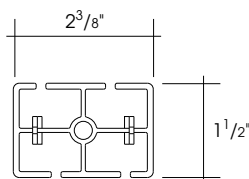
Cable capacity range is from two inches to four inches.

Shipped with extra length, the Vox expandable cable conduit can easily be shortened on site if required.

Vox® Linked Cable Conduit



55025-B black	\$1,020
55025-S silver	\$1,020
55025-C clear	\$1,020



The Vox® Linked Cable Conduit is comprised of a series of plastic elements that are divided into 4 cavities.

As an assembly it bends in a single direction but may also be rotated about its top mount.

A "U" bracket at the top attaches to the support rail.

An 8" diameter counter weight is incorporated at the base which can be positioned to accommodate core drills or receptacle positions. Inside hole diameter is 3.5".

- 2" long segments can be removed to desired length.
- Wire capacity: eighteen 16 gauge cables.

