

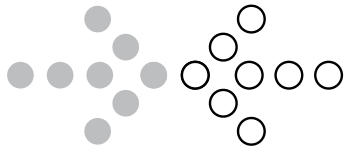


VOX® CONFERENCE TABLES

VOX® CONFERENCE TABLES

Vox® Conference Tables	41-159
Table of Contents	42
Rush Ship Table Program	43-44
Rectangle shape	45-56
Boat shape	57-68
Super Ellipse shape	69-80
Racetrack shape	81-92
Rectangle Wave shape	93-104
Square Wave shape	105
Square shape	106
Round shape	107
Vista shape (closed)	108-119
Vista, Congress & Arena Shapes	120
Modesty Panel Options	121
Veneer Layout Options	122
Vista shape (open)	123-126
Congress shape (closed)	127-133
Congress shape (open)	134-140
Arena shape (closed)	141-143
Arena shape (open)	144-146
Racetrack (Open)	147-149
Racetrack (Closed)	150-152
Vista Shape (Adjustable)	153-155
Project Tables	156-157
Glass Top Conference Tables	158-159

Rush Ship



Need **Vox**[®] tables fast?

Design: Mark Müller

10-day* manufacturing for up to 5 **Vox** tables.



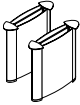
Nienkämper's Vox[®] Rush Ship Program is a quick answer to furnishing the Corporate Room by ensuring a 10-business day manufacturing cycle for select Vox[®] Conference Tables. Vox[®] Rush Ship tables are complete and ready for shipping in ten business days. Shipping time, dependent on geographic location, is two to seven business days for the contiguous United States and Canada.

HOW TO ORDER A VOX RUSH SHIP TABLE

It's simple. Use this order form to indicate the quantity being ordered, up to a maximum of 5 (five) tables in total. Mark your veneer selection, Vox Forum quantity, and Vox Forum placement. Refer to www.nienkamper.com for CAD symbols and drawings.

Fax Order Form to 1-416-298-9535 with a copy of your purchase order.

2 Duo Bases



Silver Anodized Finish

Wood Panels Match Top Selected

Qty. max. of 5	Model No.	Size (L x D) + Shape	No. of Bases	Veneer		Seating Capacity	List Price	MI-RS \$1,700			Vox Forum Placement				Total List Price
				F-01	F-06			1	2	3	FP1	FP2	FP2E	FP3	
	22832/2RS	84" x 42" Boat	2	F-01	F-06	6 to 8	6,170	1	2	3	FP1	FP2	FP2E	FP3	6,360
	22833/2RS	96" x 42" Boat	2	F-01	F-06	6 to 8	6,755	1	2	3	FP1	FP2	FP2E	FP3	6,960
	22836/2RS	120" x 48" Boat	2	F-01	F-06	8 to 10	9,475	1	2	3	FP1	FP2	FP2E	FP3	9,760
	22839/2RS	144" x 48" Boat	3	F-01	F-06	10 to 12	12,255	1	2	3	FP1	FP2	FP2E	FP3	12,625
	22035/2RS	84" x 42" Rectangle	2	F-01	F-06	6 to 8	6,065	1	2	3	FP1	FP2	FP2E	FP3	6,250
	22036/2RS	96" x 42" Rectangle	2	F-01	F-06	6 to 8	6,635	1	2	3	FP1	FP2	FP2E	FP3	6,835
	22040/2RS	120" x 48" Rectangle	2	F-01	F-06	8 to 10	9,280	1	2	3	FP1	FP2	FP2E	FP3	9,560
	22043/2RS	144" x 48" Rectangle	3	F-01	F-06	10 to 12	11,995	1	2	3	FP1	FP2	FP2E	FP3	12,355
Total (maximum of 5)														List Price TOTAL	70,705

Silver Anodized Finish

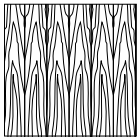


2 T-Bases

Qty. max. of 5	Model No.	Size (L x D) + Shape	No. of Bases	Veneer		Seating Capacity	List Price	MI-RS \$1,700			Vox Forum Placement				Total List Price
				F-01	F-06			1	2	3	FP1	FP2	FP2E	FP3	
	53604/2RS	84" x 42" Boat	2	F-01	F-06	6 to 8	5,865	1	2	3	FP1	FP2	FP2E	FP3	6,045
	53605/2RS	96" x 42" Boat	2	F-01	F-06	6 to 8	6,435	1	2	3	FP1	FP2	FP2E	FP3	6,630
	53610/2RS	120" x 48" Boat	2	F-01	F-06	8 to 10	9,180	1	2	3	FP1	FP2	FP2E	FP3	9,460
	53614/2RS	144" x 48" Boat	3	F-01	F-06	10 to 12	11,770	1	2	3	FP1	FP2	FP2E	FP3	12,125
	54204/2RS	84" x 42" Rectangle	2	F-01	F-06	6 to 8	5,730	1	2	3	FP1	FP2	FP2E	FP3	5,905
	54205/2RS	96" x 42" Rectangle	2	F-01	F-06	6 to 8	6,295	1	2	3	FP1	FP2	FP2E	FP3	6,485
	54210/2RS	120" x 48" Rectangle	2	F-01	F-06	8 to 10	8,985	1	2	3	FP1	FP2	FP2E	FP3	9,255
	54214/2RS	144" x 48" Rectangle	3	F-01	F-06	10 to 12	11,530	1	2	3	FP1	FP2	FP2E	FP3	11,880
Total (maximum of 5)														List Price TOTAL	67,785

TOP SELECTION: VENEER CUT AND FINISH

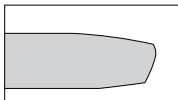
Veneers on Vox Rush Ship tables are available in two species and are Flat Cut Book-Match (V1).



- Natural Maple (F-01)
- Standard Cherry (F-06)

EDGE DETAIL SPECIFICATION

All Vox Rush Ship Conference tables have a Facet edge (FC) detail.



Facet Edge (FC)


VOX FORUM PLACEMENT OPTIONS



FP1 at center



FP2 centered



FP2E at end bases



FP3 equally spaced

TERMS & CONDITIONS

- One to five Vox Rush Ship tables will receive a 10-business day* manufacturing time. Contact Customer Service for orders over five tables.
- Orders can only be accepted in finishes, sizes and details as specified in this program.
- Prices are standard dealer discount.
- Nienkämper will not accept any changes or cancellations on Rush Ship orders.
- All other terms and conditions of sale and warranty that apply are outlined inside of the back cover.
- A fifty percent (50%) deposit may apply.
- * Any orders placed before 1PM EST on any Monday will be ready to ship within 10 business days (the following Friday).
- * Any orders placed after 1 PM EST on any Monday will go into production the following Monday, and will ship 10 business days from that date.

VOX FORUM SELECTION

Vox Rush Ship Tables are available with a quantity of 1, 2 or 3 pre-wired M-series Forums, model "M1-RS" in Clear (silver) Anodized Aluminum. This Forum has 3 modular plates that can be replaced should the client's power/data requirements change at a later date. Alternate plate options are described on pages 208-213, and can be viewed on the Vox Forum Configurator on our web site: www.nienkamper.com.



Vox 6" M-Series Forum "M1-RS", \$1,945 containing:

PLATE 1

Model: 3P, Pre Wired Power contains the following: Single module faceplate with - 1 duplex power receptacle/ 15A-120V - With 2 USB ports 3 Amp/ 5VDC Type a 2.0 - Pre wired with 10' cord & plug.
2USB ports - Type 2.0 rated - 3 Amp/ 5VDC.

PLATE 2

Model: 7V, Single module blank faceplate

PLATE 3

Model: 1E, 2 - AMP CAT6 DATA, 10' cord

VOX® CONFERENCE TABLES - RECTANGLE SHAPE



Specify edge type; add the two letter code after the model number.



Facet Edge "FC"



Taper Edge "TE"

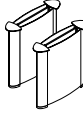


Flowform Edge "FF"
5% upcharge
laminates not available



Camber Edge "CE"
5% upcharge

Anodized Aluminum Base Ends

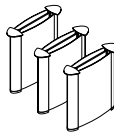


*Based on a chair width of 25".

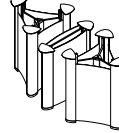
L	x	D	Sugg Seat Capacity	Top Finish	Top Sections	Model Number	2 Duo Bases	List Price
72	36	4 - 6	4 - 6	Wood	1	22033/2	(2-22")	5,200
72	36	4 - 6	4 - 6	P-Lam	1	22033/5	(2-22")	4,480
78	38	4 - 6	4 - 6	Wood	1	22034/2	(2-22")	5,620
78	38	4 - 6	4 - 6	P-Lam	1	22034/5	(2-22")	4,800
84	38	6 - 8	6 - 8	Wood	1	20750/2	(2-22")	5,880
84	38	6 - 8	6 - 8	P-Lam	1	20750/5	(2-22")	4,990
84	42	6 - 8	6 - 8	Wood	1	22035/2	(2-22")	6,250
84	42	6 - 8	6 - 8	P-Lam	1	22035/5	(2-22")	5,280
96	42	6 - 8	6 - 8	Wood	1	22036/2	(2-22")	6,835
96	42	6 - 8	6 - 8	P-Lam	1	22036/5	(2-22")	5,725
96	48	6 - 8	6 - 8	Wood	1	22037/2	(2-24")	7,495
96	48	6 - 8	6 - 8	P-Lam	1	22037/5	(2-24")	6,250
108	42	6 - 8	6 - 8	Wood	1	22038/2	(2-22")	7,415
108	42	6 - 8	6 - 8	P-Lam	1	22038/5	(2-22")	6,145
108	48	8 - 10	8 - 10	Wood	1	20751/2	(2-24")	8,155
108	48	8 - 10	8 - 10	P-Lam	1	20751/5	(2-24")	6,740
120	42	8 - 10	8 - 10	Wood	2	22039/2	(2-24")	8,745
120	42	8 - 10	8 - 10	P-Lam	2	22039/5	(2-24")	7,360
120	48	8 - 10	8 - 10	Wood	2	22040/2	(2-24")	9,560
120	48	8 - 10	8 - 10	P-Lam	2	22040/5	(2-24")	7,990
120	54	8 - 10	8 - 10	Wood	2	20752/2	(2-28")	10,655
132	48	8 - 10	8 - 10	Wood	2	22041/2	(2-24")	10,470
132	54	8 - 10	8 - 10	Wood	2	20042/2	(2-28")	11,575

These models are constructed without support rails – bases are attached directly to tops.

Anodized Aluminum Base Ends



Anodized Aluminum Base Ends



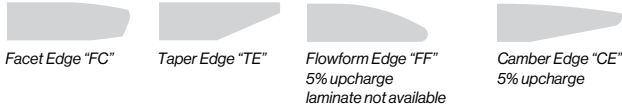

*Based on a chair width of 25".

L	x	D	Sugg Seat Capacity	Top Finish	Top Sections	Model Number	3 Duo Bases	List Price	Model Number	2 Tri Bases 1 Duo Base	List Price
144	48	10 - 12	10 - 12	Wood	2	22043/2	(3-24")	12,355	51214/2	(2-28" dia, 26")	13,245
144	54	10 - 12	10 - 12	Wood	2	22044/2	(3-28")	13,435	51215/2	(2-30" dia, 28")	14,340
144	60	10 - 12	10 - 12	Wood	2	20753/2	(3-32")	14,490	51216/2	(2-30" dia, 32")	15,375
156	48	10 - 12	10 - 12	Wood	2	22045/2	(3-24")	13,240	51217/2	(2-28" dia, 26")	14,110
156	54	12 - 14	12 - 14	Wood	2	22046/2	(3-28")	14,440	51218/2	(2-30" dia, 28")	15,155
156	60	12 - 14	12 - 14	Wood	2	20754/2	(3-32")	15,610	51219/2	(2-30" dia, 32")	16,385
156	66	12 - 14	12 - 14	Wood	3	20755/2	(3-34")	16,885	51220/2	(2-32" dia, 34")	17,705
168	48	12 - 14	12 - 14	Wood	2	22047/2	(3-24")	14,820	51221/2	(2-28" dia, 26")	15,700
168	54	12 - 14	12 - 14	Wood	2	22048/2	(3-28")	16,125	51222/2	(2-30" dia, 28")	17,015
168	60	12 - 14	12 - 14	Wood	2	22049/2	(3-32")	17,420	51223/2	(2-30" dia, 32")	18,295
168	66	12 - 14	12 - 14	Wood	3	20756/2	(3-34")	18,815	51224/2	(2-32" dia, 34")	19,625

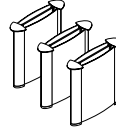


For Rush Ship items, see pages 45-46 for details.

VOX® CONFERENCE TABLES - RECTANGLE SHAPE



Anodized Aluminum Base Ends



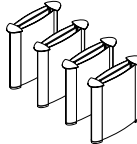
Anodized Aluminum Base Ends




*Based on a chair width of 25".

L" x D"	Sugg Seat Capacity*	Top Finish	Top Sections	Model Number	3 Duo Base	List Price	Model Number	2 Tri Bases 1 Duo Base	List Price
180 x 48	12 - 14	Wood	3	22082/2	(3-24")	15,530	51225/2	(2-28" dia, 26")	16,420
180 x 54	14 - 16	Wood	3	22083/2	(3-28")	16,950	51226/2	(2-30" dia, 28")	19,005
180 x 60	14 - 16	Wood	3	22084/2	(3-32")	18,300	51227/2	(2-30" dia, 32")	19,180
180 x 66	14 - 16	Wood	3	20757/2	(3-34")	19,795	51228/2	(2-32" dia, 34")	21,830
180 x 72	14 - 16	Wood	3	20758/2	(3-36")	21,215	51229/2	(2-34" dia, 36")	22,160
192 x 54	14 - 16	Wood	4	22085/2	(3-28")	18,230	51230/2	(2-30" dia, 28")	19,100
192 x 60	14 - 16	Wood	4	22086/2	(3-32")	19,740	51231/2	(2-30" dia, 32")	21,015
192 x 66	14 - 16	Wood	4	20759/2	(3-34")	21,365	51232/2	(2-32" dia, 34")	22,170
192 x 72	14 - 16	Wood	4	20760/2	(3-36")	22,920	51233/2	(2-34" dia, 36")	23,850
204 x 54	14 - 16	Wood	4	22087/2	(3-28")	19,040	51234/2	(2-30" dia, 28")	19,945
204 x 60	16 - 18	Wood	4	22088/2	(3-32")	20,635	51235/2	(2-30" dia, 32")	21,920
204 x 66	16 - 18	Wood	4	20761/2	(3-34")	22,360	51236/2	(2-32" dia, 34")	23,170
204 x 72	16 - 18	Wood	4	20762/2	(3-36")	24,005	51237/2	(2-34" dia, 36")	24,930
204 x 78	16 - 18	Wood	4	20763/2	(3-38")	25,630	51238/2	(2-36" dia, 38")	26,545
216 x 54	16 - 18	Wood	4	22089/2	(3-28")	20,470	51239/2	(2-30" dia, 28")	21,350
216 x 60	16 - 18	Wood	4	22090/2	(3-32")	22,195	51240/2	(2-30" dia, 32")	23,080
216 x 66	16 - 18	Wood	4	20764/2	(3-34")	24,070	51241/2	(2-32" dia, 34")	24,870
216 x 72	16 - 18	Wood	4	20765/2	(3-36")	25,860	51242/2	(2-34" dia, 36")	26,795
216 x 78	16 - 18	Wood	4	20766/2	(3-38")	27,630	51243/2	(2-36" dia, 38")	28,530

Anodized Aluminum Base Ends



Anodized Aluminum Base Ends



*Based on a chair width of 25".

L" x D"	Sugg Seat Capacity*	Top Finish	Top Sections	Model Number	4 Duo Bases	List Price	Model Number	2 Tri Bases 2 Duo Bases	List Price
228 x 54	16 - 18	Wood	4	22091/2	(4-28")	22,670	51244/2	(2-30" dia, 2-28")	23,545
228 x 60	16 - 18	Wood	4	22092/2	(4-32")	24,565	51245/2	(2-30" dia, 2-32")	25,430
228 x 66	18 - 20	Wood	4	20767/2	(4-34")	27,140	51246/2	(2-32" dia, 2-34")	27,935
228 x 72	18 - 20	Wood	4	20768/2	(4-36")	28,520	51247/2	(2-34" dia, 2-36")	29,440
228 x 78	18 - 20	Wood	4	20769/2	(4-38")	30,455	51248/2	(2-36" dia, 2-38")	31,350
228 x 84	18 - 20	Wood	4	20770/2	(4-40")	32,300	51249/2	(2-38" dia, 2-40")	33,265
240 x 54	16 - 18	Wood	4	22093/2	(4-28")	23,975	51250/2	(2-30" dia, 2-28")	24,855
240 x 60	18 - 20	Wood	4	22094/2	(4-32")	25,995	51251/2	(2-30" dia, 2-32")	26,860
240 x 66	18 - 20	Wood	4	20771/2	(4-34")	28,125	51252/2	(2-32" dia, 2-34")	28,915
240 x 72	18 - 20	Wood	4	20772/2	(4-36")	30,225	51253/2	(2-34" dia, 2-36")	31,175
240 x 78	18 - 20	Wood	4	20773/2	(4-38")	32,310	51254/2	(2-36" dia, 2-38")	33,190
240 x 84	18 - 20	Wood	4	20774/2	(4-40")	34,275	51255/2	(2-38" dia, 2-40")	35,230

VOX® CONFERENCE TABLES - RECTANGLE SHAPE



6" ACCESS BASE



Specify edge type; add the two letter code after the model number.



Facet Edge "FC"



Taper Edge "TE"

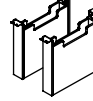


Flowform Edge "FF"
5% upcharge
laminite not available

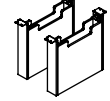


Camber Edge "CE"
5% upcharge

No Trim



With Anodized Aluminum Trim

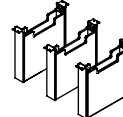


*Based on a chair width of 25".

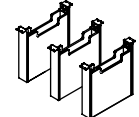
L" x D"	Sugg Seat Capacity	Top Finish	Top Sections	Model Number	Base Size"	2 Access Bases List Price	Model Number	Base Size"	2 Access Bases List Price
72 x 36	4-6	Wood	1	60011/2	2-19	5,540	60012/2	2-19	5,640
72 x 36	4-6	P-Lam	1	60011/5	2-19	4,840	60012/5	2-19	4,945
78 x 38	4-6	Wood	1	60021/2	2-19	5,950	60022/2	2-19	6,065
78 x 38	4-6	P-Lam	1	60021/5	2-19	5,150	60022/5	2-19	5,255
84 x 38	6-8	Wood	1	60031/2	2-19	6,190	60032/2	2-19	6,300
84 x 38	6-8	P-Lam	1	60031/5	2-19	5,335	60032/5	2-19	5,435
84 x 42	6-8	Wood	1	60041/2	2-19	6,555	60042/2	2-19	6,660
84 x 42	6-8	P-Lam	1	60041/5	2-19	5,615	60042/5	2-19	5,730
96 x 42	6-8	Wood	1	60051/2	2-19	7,130	60052/2	2-19	7,235
96 x 42	6-8	P-Lam	1	60051/5	2-19	6,050	60052/5	2-19	6,150
96 x 48	6-8	Wood	1	60061/2	2-24	7,765	60062/2	2-24	7,875
96 x 48	6-8	P-Lam	1	60061/5	2-24	6,555	60062/5	2-24	6,660
108 x 42	8-10	Wood	1	60071/2	2-19	7,690	60072/2	2-19	7,800
108 x 42	8-10	P-Lam	1	60071/5	2-19	6,460	60072/5	2-19	6,575
108 x 48	8-10	Wood	1	60081/2	2-24	8,405	60082/2	2-24	8,515
108 x 48	8-10	P-Lam	1	60081/5	2-24	7,030	60082/5	2-24	7,145
120 x 42	8-10	Wood	2	60091/2	2-19	8,985	60092/2	2-19	9,090
120 x 42	8-10	P-Lam	2	60091/5	2-19	7,635	60092/5	2-19	7,745
120 x 48	8-10	Wood	2	60101/2	2-24	9,770	60102/2	2-24	9,880
120 x 48	8-10	P-Lam	2	60101/5	2-24	8,250	60102/5	2-24	8,355
120 x 54	8-10	Wood	2	60111/2	2-24	10,835	60112/2	2-24	10,940
132 x 48	8-10	Wood	2	60121/2	2-24	10,660	60122/2	2-24	10,765
132 x 54	8-10	Wood	2	60131/2	2-24	11,730	60132/2	2-24	11,830

These models are constructed without support rails - bases are attached directly to tops.

No Trim



With Anodized Aluminum Trim



*Based on a chair width of 25".

L" x D"	Sugg Seat Capacity	Top Finish	Top Sections	Model Number	Base Size"	3 Access Bases List Price	Model Number	Base Size"	3 Access Bases List Price
144 x 48	10-12	Wood	2	60141/2	3-24	12,490	60142/2	3-24	12,605
144 x 54	10-12	Wood	2	60151/2	3-24	13,535	60152/2	3-24	13,645
144 x 60	10-12	Wood	2	60161/2	3-28	14,555	60162/2	3-28	14,665
156 x 48	10-12	Wood	2	60171/2	3-24	13,345	60172/2	3-24	13,455
156 x 54	12-14	Wood	2	60181/2	3-24	14,510	60182/2	3-24	14,620
156 x 60	12-14	Wood	2	60191/2	3-28	15,645	60192/2	3-28	15,755
156 x 66	12-14	Wood	3	60201/2	3-32	16,885	60202/2	3-32	16,995
168 x 48	12-14	Wood	2	60211/2	3-24	14,880	60212/2	3-24	14,990
168 x 54	12-14	Wood	2	60221/2	3-24	16,150	60222/2	3-24	16,255
168 x 60	12-14	Wood	2	60231/2	3-28	17,405	60232/2	3-28	17,520
168 x 66	12-14	Wood	3	60241/2	3-32	18,755	60242/2	3-32	18,860

VOX® CONFERENCE TABLES - RECTANGLE SHAPE



6" ACCESS BASE



Specify edge type; add the two letter code after the model number.



Facet Edge "FC"




Taper Edge "TE"



Flowform Edge "FF"
5% upcharge
laminite not available



Camber Edge "CE"
5% upcharge




No Trim



With Anodized Aluminum Trim

*Based on a chair width of 25".

L"	x	D"	Sugg Seat Capacity	Top Finish	Top Sections	Model Number	Base Size"	3 Access Bases List Price	Model Number	Base Size"	3 Access Bases List Price
180	48	12-14		Wood	3	60251/2	3-24	15,570	60252/2	3-24	15,680
180	54	14-16		Wood	3	60261/2	3-24	16,940	60262/2	3-24	17,055
180	60	14-16		Wood	3	60271/2	3-28	18,260	60272/2	3-28	18,360
180	66	14-16		Wood	3	60281/2	3-32	19,710	60282/2	3-32	19,820
180	72	14-16		Wood	3	60291/2	3-36	21,085	60292/2	3-36	21,195
192	54	14-16		Wood	4	60301/2	3-24	18,175	60302/2	3-24	18,290
192	60	14-16		Wood	4	60311/2	3-28	19,655	60312/2	3-28	19,765
192	66	14-16		Wood	4	60321/2	3-32	21,235	60322/2	3-32	21,345
192	72	14-16		Wood	4	60331/2	3-36	22,740	60332/2	3-36	22,855
204	54	14-16		Wood	4	60341/2	3-24	18,980	60342/2	3-24	19,085
204	60	16-18		Wood	4	60351/2	3-28	20,525	60352/2	3-28	20,635
204	66	16-18		Wood	4	60361/2	3-32	22,195	60362/2	3-32	22,305
204	72	16-18		Wood	4	60371/2	3-36	23,800	60372/2	3-36	23,915
204	78	16-18		Wood	4	60381/2	3-36	25,375	60382/2	3-36	25,485
216	54	16-18		Wood	4	60391/2	3-24	20,360	60392/2	3-24	20,470
216	60	16-18		Wood	4	60401/2	3-28	22,035	60402/2	3-28	22,145
216	66	16-18		Wood	4	60411/2	3-32	23,845	60412/2	3-32	23,960
216	72	16-18		Wood	4	60421/2	3-36	25,600	60422/2	3-36	25,710
216	78	16-18		Wood	4	60431/2	3-36	27,315	60432/2	3-36	27,425



No Trim



With Anodized Aluminum Trim

*Based on a chair width of 25".

L"	x	D"	Sugg Seat Capacity	Top Finish	Top Sections	Model Number	Base Size"	4 Access Bases List Price	Model Number	Base Size"	4 Access Bases List Price
228	54	16-18		Wood	4	60441/2	4-24	22,500	60442/2	4-24	22,605
228	60	16-18		Wood	4	60451/2	4-28	24,340	60452/2	4-28	24,455
228	66	18-20		Wood	4	60461/2	4-32	26,840	60462/2	4-32	26,945
228	72	18-20		wood	4	60471/2	4-36	28,180	60472/2	4-36	28,285
228	78	18-20		Wood	4	60481/2	4-36	30,050	60482/2	4-36	30,160
228	84	18-20		Wood	4	60491/2	4-40	31,845	60492/2	4-40	31,955
240	54	16-18		Wood	4	60501/2	4-24	23,770	60502/2	4-24	23,885
240	60	18-20		wood	4	60511/2	4-28	25,730	60512/2	4-28	25,840
240	66	18-20		Wood	4	60521/2	4-32	27,795	60522/2	4-32	27,905
240	72	18-20		Wood	4	60531/2	4-36	29,830	60532/2	4-36	29,945
240	78	18-20		Wood	4	60541/2	4-36	31,855	60542/2	4-36	31,965
240	84	18-20		Wood	4	60551/2	4-40	33,765	60552/2	4-40	33,875

VOX® CONFERENCE TABLES - RECTANGLE SHAPE



8" ACCESS BASE



Specify edge type; add the two letter code after the model number.



Facet Edge "FC"



Taper Edge "TE"



Flowform Edge "FF"
5% upcharge
laminite not available



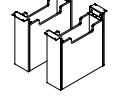
Camber Edge "CE"
5% upcharge

*Based on a chair width of 25".

No Trim



With Anodized Aluminum Trim

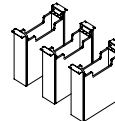


L"	x	D"	Sugg Seat Capacity	Top Finish	Top Sections	Model Number	Base Size"	2 Access Bases List Price	Model Number	Base Size"	2 Access Bases List Price
72	36	4-6		Wood	1	60013/2	2-19	5,540	60014/2	2-19	5,640
72	36	4-6		P-Lam	1	60013/5	2-19	4,840	60014/5	2-19	4,945
78	38	4-6		Wood	1	60023/2	2-19	5,950	60024/2	2-19	6,065
78	38	4-6		P-Lam	1	60023/5	2-19	5,150	60024/5	2-19	5,255
84	38	6-8		Wood	1	60033/2	2-19	6,190	60034/2	2-19	6,300
84	38	6-8		P-Lam	1	60033/5	2-19	5,335	60034/5	2-19	5,435
84	42	6-8		Wood	1	60043/2	2-19	6,555	60044/2	2-19	6,660
84	42	6-8		P-Lam	1	60043/5	2-19	5,615	60044/5	2-19	5,730
96	42	6-8		Wood	1	60053/2	2-19	7,130	60054/2	2-19	7,235
96	42	6-8		P-Lam	1	60053/5	2-19	6,050	60054/5	2-19	6,150
96	48	6-8		Wood	1	60063/2	2-19	7,765	60064/2	2-19	7,875
96	48	6-8		P-Lam	1	60063/5	2-19	6,555	60064/5	2-19	6,660
108	42	8-10		Wood	1	60073/2	2-19	7,690	60074/2	2-19	7,800
108	42	8-10		P-Lam	1	60073/5	2-19	6,460	60074/5	2-19	6,575
108	48	8-10		Wood	1	60083/2	2-24	8,405	60084/2	2-24	8,515
108	48	8-10		P-Lam	1	60083/5	2-24	7,030	60084/5	2-24	7,145
120	42	8-10		Wood	2	60093/2	2-19	8,985	60094/2	2-19	9,090
120	42	8-10		P-Lam	2	60093/5	2-19	7,635	60094/5	2-19	7,745
120	48	8-10		Wood	2	60103/2	2-24	9,770	60104/2	2-24	9,880
120	48	8-10		P-Lam	2	60103/5	2-24	8,250	60104/5	2-24	8,355
120	54	8-10		Wood	2	60113/2	2-24	10,835	60114/2	2-24	10,940
132	48	8-10		Wood	2	60123/2	2-24	10,660	60124/2	2-24	10,765
132	54	8-10		Wood	2	60133/2	2-24	11,730	60134/2	2-24	11,830

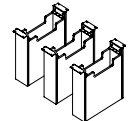
These models are constructed without support rails – bases are attached directly to tops.

*Based on a chair width of 25".

No Trim



With Anodized Aluminum Trim



L"	x	D"	Sugg Seat Capacity	Top Finish	Top Sections	Model Number	Base Size"	3 Access Bases List Price	Model Number	Base Size"	3 Access Bases List Price
144	48	10-12		Wood	2	60143/2	3-24	12,490	60144/2	3-24	12,605
144	54	10-12		Wood	2	60153/2	3-24	13,535	60154/2	3-24	13,645
144	60	10-12		Wood	2	60163/2	3-28	14,555	60164/2	3-28	14,665
156	48	10-12		wood	2	60173/2	3-24	13,345	60174/2	3-24	13,455
156	54	12-14		Wood	2	60183/2	3-24	14,510	60184/2	3-24	14,620
156	60	12-14		Wood	2	60193/2	3-28	15,645	60194/2	3-28	15,755
156	66	12-14		Wood	3	60203/2	3-32	16,885	60204/2	3-32	16,995
168	48	12-14		wood	2	60213/2	3-24	14,880	60214/2	3-24	14,990
168	54	12-14		Wood	2	60223/2	3-24	16,150	60224/2	3-24	16,255
168	60	12-14		Wood	2	60233/2	3-28	17,405	60234/2	3-28	17,520
168	66	12-14		Wood	3	60243/2	3-32	18,755	60244/2	3-32	18,860

VOX® CONFERENCE TABLES - RECTANGLE SHAPE



8" ACCESS BASE



Specify edge type; add the two letter code after the model number.



Facet Edge "FC"



Taper Edge "TE"

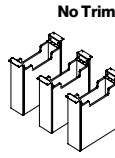


Flowform Edge "FF"
5% upcharge
laminate not available



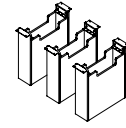
Camber Edge "CE"
5% upcharge

* Based on a chair width of 25".



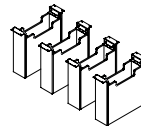
No Trim

With Anodized Aluminum Trim

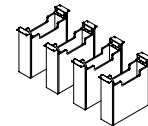


L" x D"	Sugg Seat Capacity	Top Finish	Top Sections	Model Number	Base Size"	3 Access Bases List Price	Model Number	Base Size"	3 Access Bases List Price
180 x 48	12-14	Wood	3	60253/2	3-24	15,570	60254/2	3-24	15,680
180 x 54	14-16	Wood	3	60263/2	3-24	16,940	60264/2	3-24	17,055
180 x 60	14-16	Wood	3	60273/2	3-28	18,260	60274/2	3-28	18,360
180 x 66	14-16	Wood	3	60283/2	3-32	19,710	60284/2	3-32	19,820
180 x 72	14-16	Wood	3	60293/2	3-36	21,085	60294/2	3-36	21,195
192 x 54	14-16	Wood	4	60303/2	3-24	18,175	60304/2	3-24	18,290
192 x 60	14-16	Wood	4	60313/2	3-28	19,655	60314/2	3-28	19,765
192 x 66	14-16	Wood	4	60323/2	3-32	21,235	60324/2	3-32	21,345
192 x 72	14-16	Wood	4	60333/2	3-36	22,740	60334/2	3-36	22,855
204 x 54	14-16	Wood	4	60343/2	3-24	18,980	60344/2	3-24	19,085
204 x 60	16-18	Wood	4	60353/2	3-28	20,525	60354/2	3-28	20,635
204 x 66	16-18	Wood	4	60363/2	3-32	22,195	60364/2	3-32	22,305
204 x 72	16-18	Wood	4	60373/2	3-36	23,800	60374/2	3-36	23,915
204 x 78	16-18	Wood	4	60383/2	3-36	25,375	60384/2	3-36	25,485
216 x 54	16-18	Wood	4	60393/2	3-24	20,360	60394/2	3-24	20,470
216 x 60	16-18	Wood	4	60403/2	3-28	22,035	60404/2	3-28	22,145
216 x 66	16-18	Wood	4	60413/2	3-32	23,845	60414/2	3-32	23,960
216 x 72	16-18	Wood	4	60423/2	3-32	25,600	60424/2	3-32	25,710
216 x 78	16-18	Wood	4	60433/2	3-36	27,315	60434/2	3-36	27,425

No Trim



With Anodized Aluminum Trim



* Based on a chair width of 25".

L" x D"	Sugg Seat Capacity	Top Finish	Top Sections	Model Number	Base Size"	4 Access Bases List Price	Model Number	Base Size"	4 Access Bases List Price
228 x 54	16-18	Wood	4	60443/2	4-24	22,500	60444/2	4-24	22,605
228 x 60	16-18	Wood	4	60453/2	4-28	24,340	60454/2	4-28	24,455
228 x 66	18-20	Wood	4	60463/2	4-32	26,840	60464/2	4-32	26,945
228 x 72	18-20	wood	4	60473/2	4-36	28,180	60474/2	4-36	28,285
228 x 78	18-20	Wood	4	60483/2	4-36	30,050	60484/2	4-36	30,160
228 x 84	18-20	Wood	4	60493/2	4-40	31,845	60494/2	4-40	31,955
240 x 54	16-18	Wood	4	60503/2	4-24	23,770	60504/2	4-24	23,885
240 x 60	18-20	wood	4	60513/2	4-28	25,730	60514/2	4-28	25,840
240 x 66	18-20	Wood	4	60523/2	4-32	27,795	60524/2	4-32	27,905
240 x 72	18-20	Wood	4	60533/2	4-36	29,830	60534/2	4-36	29,945
240 x 78	18-20	Wood	4	60543/2	4-36	31,855	60544/2	4-36	31,965
240 x 84	18-20	Wood	4	60553/2	4-40	33,765	60554/2	4-40	33,875

VOX® CONFERENCE TABLES - RECTANGLE SHAPE



TOWER BASE



Specify edge type; add the two letter code after the model number.



Facet Edge "FC"



Taper Edge "TE"



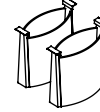
Flowform Edge "FF"
5% upcharge
laminare not available



Camber Edge "CE"
5% upcharge

*Based on a chair width of 25".


L"	x	D"	Sugg Seat Capacity	Top Finish	Top Sections	Model Number	Base Size"	2 Tower Bases List Price
72	36	4-6		Wood	1	83001/2	2-20	5,710
72	36	4-6		P-Lam	1	83001/5	2-20	4,990
78	38	4-6		Wood	1	83002/2	2-20	6,130
78	38	4-6		P-Lam	1	83002/5	2-20	5,305
84	38	6-8		Wood	1	83003/2	2-20	6,380
84	38	6-8		P-Lam	1	83003/5	2-20	5,500
84	42	6-8		Wood	1	83004/2	2-20	6,755
84	42	6-8		P-Lam	1	83004/5	2-20	5,785
96	42	6-8		Wood	1	83005/2	2-20	7,345
96	42	6-8		P-Lam	1	83005/5	2-20	6,235
96	48	6-8		Wood	1	83006/2	2-24	8,000
96	48	6-8		P-Lam	1	83006/5	2-24	6,755
108	42	8-10		Wood	1	83007/2	2-20	7,925
108	42	8-10		P-Lam	1	83007/5	2-20	6,655
108	48	8-10		Wood	1	83008/2	2-24	8,660
108	48	8-10		P-Lam	1	83008/5	2-24	7,245
120	42	8-10		Wood	2	83009/2	2-20	9,255
120	42	8-10		P-Lam	2	83009/5	2-20	7,865
120	48	8-10		Wood	2	83010/2	2-24	10,065
120	48	8-10		P-Lam	2	83010/5	2-24	8,500
120	54	8-10		Wood	2	83011/2	2-24	11,165
132	48	8-10		Wood	2	83012/2	2-24	10,980
132	54	8-10		Wood	2	83013/2	2-24	12,085
144	48	10-12		Wood	2	83014/2	2-24	12,865
144	54	10-12		Wood	2	83015/2	2-24	13,945
144	60	10-12		Wood	2	83016/2	2-30	14,995



These models are constructed without support rails – bases are attached directly to tops.

*Based on a chair width of 25".

L"	x	D"	Sugg Seat Capacity	Top Finish	Top Sections	Model Number	Base Size"	3 Tower Bases List Price
156	48	10-12		Wood	2	83017/2	3-24	13,750
156	54	12-14		Wood	2	83018/2	3-24	14,950
156	60	12-14		Wood	2	83019/2	3-30	16,115
156	66	12-14		Wood	3	83020/2	3-30	17,395
168	48	12-14		Wood	2	83021/2	3-24	15,330
168	54	12-14		Wood	2	83022/2	3-24	16,635
168	60	12-14		Wood	2	83023/2	3-30	17,930
168	66	12-14		Wood	3	83024/2	3-30	19,320



VOX® CONFERENCE TABLES - RECTANGLE SHAPE



TOWER BASE



Specify edge type; add the two letter code after the model number.



Facet Edge "FC"



Taper Edge "TE"




Flowform Edge "FF"
5% upcharge
laminated not available



Camber Edge "CE"
5% upcharge


*Based on a chair width of 25".

L"	x	D"	Sugg Seat Capacity	Top Finish	Top Sections	Model Number	Base Size"	3 Tower Bases List Price
180	48	12-14		Wood	3	83025/2	3-24	16,040
180	54	14-16		Wood	3	83026/2	3-24	17,450
180	60	14-16		Wood	3	83027/2	3-30	18,810
180	66	14-16		Wood	3	83028/2	3-30	20,305
180	72	14-16		Wood	3	83029/2	3-36	21,720
192	54	14-16		Wood	4	83030/2	3-24	18,725
192	60	14-16		Wood	4	83031/2	3-30	20,245
192	66	14-16		Wood	4	83032/2	3-30	21,875
192	72	14-16		Wood	4	83033/2	3-36	23,425
204	54	14-16		Wood	4	83034/2	3-24	19,550
204	60	16-18		Wood	4	83035/2	3-30	21,145
204	66	16-18		Wood	4	83036/2	3-30	22,865
204	72	16-18		Wood	4	83037/2	3-36	24,515
204	78	16-18		Wood	4	83038/2	3-36	26,140
216	54	16-18		Wood	4	83039/2	3-24	20,975
216	60	16-18		Wood	4	83040/2	3-30	22,700
216	66	16-18		Wood	4	83041/2	3-30	24,565
216	72	16-18		Wood	4	83042/2	3-36	26,370
216	78	16-18		Wood	4	83043/2	3-36	28,135



*Based on a chair width of 25".

L"	x	D"	Sugg Seat Capacity	Top Finish	Top Sections	Model Number	Base Size"	4 Tower Bases List Price
228	54	16-18		Wood	4	83044/2	4-24	23,175
228	60	16-18		Wood	4	83045/2	4-30	25,075
228	66	18-20		Wood	4	83046/2	4-30	27,650
228	72	18-20		wood	4	83047/2	4-36	29,030
228	78	18-20		Wood	4	83048/2	4-36	30,955
228	84	18-20		Wood	4	83049/2	4-36	32,805
240	54	16-18		Wood	4	83050/2	4-24	24,485
240	60	18-20		wood	4	83051/2	4-30	26,505
240	66	18-20		Wood	4	83052/2	4-30	28,630
240	72	18-20		Wood	4	83053/2	4-36	30,725
240	78	18-20		Wood	4	83054/2	4-36	32,815
240	84	18-20		Wood	4	83055/2	4-36	34,780



VOX® CONFERENCE TABLES - RECTANGLE SHAPE



TAPER BASES



Specify edge type; add the two letter code after the model number.



Facet Edge "FC"



Taper Edge "TE"



Flowform Edge "FF"
5% upcharge
laminates not available



Camber Edge "CE"
5% upcharge

Mirror-Polished



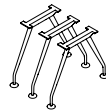
Metallic Silver Paint



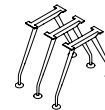
*Based on a chair width of 25".

L	x	D	Sugg Seat Capacity	Top Finish	Top Sections	Model Number	2 Taper Bases	List Price	Model Number	2 Taper Bases	List Price
72	36	4-6	4-6	Wood	1	51301/2	(2-24")	7,025	54101/2	(2-24")	5,510
72	36	4-6	4-6	P-Lam	1	51301/5	(2-24")	6,305	54101/5	(2-24")	4,815
78	38	4-6	4-6	Wood	1	51302/2	(2-24")	7,445	54102/2	(2-24")	5,925
78	38	4-6	4-6	P-Lam	1	51302/5	(2-24")	6,630	54102/5	(2-24")	5,120
84	38	6-8	6-8	Wood	1	51303/2	(2-24")	7,750	54103/2	(2-24")	6,250
84	38	6-8	6-8	P-Lam	1	51303/5	(2-24")	6,880	54103/5	(2-24")	5,375
84	42	6-8	6-8	Wood	1	51304/2	(2-26")	8,235	54104/2	(2-26")	6,765
84	42	6-8	6-8	P-Lam	1	51304/5	(2-26")	7,250	54104/5	(2-26")	5,800
96	42	6-8	6-8	Wood	1	51305/2	(2-26")	8,800	54105/2	(2-26")	7,340
96	42	6-8	6-8	P-Lam	1	51305/5	(2-26")	7,690	54105/5	(2-26")	6,245
96	48	6-8	6-8	Wood	1	51306/2	(2-28")	9,550	54106/2	(2-28")	8,075
96	48	6-8	6-8	P-Lam	1	51306/5	(2-28")	8,285	54106/5	(2-28")	6,815
108	42	6-8	6-8	Wood	1	51307/2	(2-26")	9,440	54107/2	(2-26")	7,990
108	42	6-8	6-8	P-Lam	1	51307/5	(2-26")	8,195	54107/5	(2-26")	6,745
108	48	8-10	8-10	Wood	1	51308/2	(2-28")	10,210	54108/2	(2-28")	8,720
108	48	8-10	8-10	P-Lam	1	51308/5	(2-28")	8,795	54108/5	(2-28")	7,305
120	42	8-10	8-10	Wood	2	51309/2	(2-26")	10,090	54109/2	(2-26")	8,615
120	42	8-10	8-10	P-Lam	2	51309/5	(2-26")	8,705	54109/5	(2-26")	7,235
120	48	8-10	8-10	Wood	2	51310/2	(2-28")	10,940	54110/2	(2-28")	9,440
120	48	8-10	8-10	P-Lam	2	51310/5	(2-28")	9,355	54110/5	(2-28")	7,865
120	54	8-10	8-10	Wood	2	51311/2	(2-30")	11,835	54111/2	(2-30")	10,360
132	48	8-10	8-10	Wood	2	51312/2	(2-28")	11,835	54112/2	(2-28")	10,350
132	54	8-10	8-10	Wood	2	51313/2	(2-30")	12,765	54113/2	(2-30")	11,280

Mirror-Polished



Metallic Silver Paint



*Based on a chair width of 25".

L	x	D	Sugg Seat Capacity	Top Finish	Top Sections	Model Number	3 Taper Bases	List Price	Model Number	3 Taper Bases	List Price
144	48	10-12	10-12	Wood	2	51314/2	(3-28")	14,400	54114/2	(3-28")	12,165
144	54	10-12	10-12	Wood	2	51315/2	(3-30")	15,415	54115/2	(3-30")	13,180
144	60	10-12	10-12	Wood	2	51316/2	(3-32")	16,870	54116/2	(3-32")	14,480
156	48	10-12	10-12	Wood	2	51317/2	(3-28")	15,270	54117/2	(3-28")	13,040
156	54	12-14	12-14	Wood	2	51318/2	(3-30")	16,390	54118/2	(3-30")	14,175
156	60	12-14	12-14	Wood	2	51319/2	(3-32")	17,955	54119/2	(3-32")	15,585
156	66	12-14	12-14	Wood	3	51320/2	(3-34")	19,075	54120/2	(3-34")	16,710
168	48	12-14	12-14	Wood	2	51321/2	(3-28")	16,870	54121/2	(3-28")	14,630
168	54	12-14	12-14	Wood	2	51322/2	(3-30")	18,100	54122/2	(3-30")	15,865
168	60	12-14	12-14	Wood	2	51323/2	(3-32")	19,775	54123/2	(3-32")	17,400
168	66	12-14	12-14	Wood	3	51324/2	(3-34")	21,005	54124/2	(3-34")	18,640

VOX® CONFERENCE TABLES - RECTANGLE SHAPE



TAPER BASES



Facet Edge "FC"



Taper Edge "TE"



Flowform Edge "FF"
5% upcharge
laminare not available



Camber Edge "CE"
5% upcharge

Mirror-Polished



Metallic Silver Paint



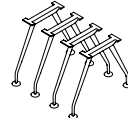
*Based on a chair width of 25".

L	x	D	Sugg Seat Capacity	Top Finish	Top Sections	Model Number	3 Taper Baes	List Price	Model Number	3 Taper Baes	List Price
180	48	12 - 14	Wood	3	51325/2	(3-28")	17,570	54125/2	(3-28")	15,335	
180	54	14 - 16	Wood	3	51326/2	(3-30")	18,890	54126/2	(3-30")	16,665	
180	60	14 - 16	Wood	3	51327/2	(3-32")	20,655	54127/2	(3-32")	18,285	
180	66	14 - 16	Wood	3	51328/2	(3-34")	21,990	54128/2	(3-34")	19,600	
180	72	14 - 16	Wood	3	51329/2	(3-36")	23,380	54129/2	(3-36")	20,975	

Mirror-Polished



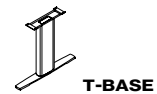
Metallic Silver Paint



*Based on a chair width of 25".

L	x	D	Sugg Seat Capacity	Top Finish	Top Sections	Model Number	4 Taper Baes	List Price	Model Number	4 Taper Baes	List Price
192	54	14 - 16	Wood	4	51330/2	(4-30")	21,965	54130/2	(4-30")	18,995	
192	60	14 - 16	Wood	4	51331/2	(4-32")	24,020	54131/2	(4-32")	20,850	
192	66	14 - 16	Wood	4	51332/2	(4-34")	25,475	54132/2	(4-34")	22,300	
192	72	14 - 16	Wood	4	51333/2	(4-36")	27,055	54133/2	(4-36")	23,815	
204	54	14 - 16	Wood	4	51334/2	(4-30")	22,790	54134/2	(4-30")	19,820	
204	60	16 - 18	Wood	4	51335/2	(4-32")	24,925	54135/2	(4-32")	21,765	
204	66	16 - 18	Wood	4	51336/2	(4-34")	26,480	54136/2	(4-34")	23,310	
204	72	16 - 18	Wood	4	51337/2	(4-36")	28,145	54137/2	(4-36")	24,910	
204	78	16 - 18	Wood	4	51338/2	(4-38")	29,750	54138/2	(4-38")	26,525	
216	54	16 - 18	Wood	4	51339/2	(4-30")	24,215	54139/2	(4-30")	21,235	
216	60	16 - 18	Wood	4	51340/2	(4-32")	26,495	54140/2	(4-32")	23,320	
216	66	16 - 18	Wood	4	51341/2	(4-34")	28,195	54141/2	(4-34")	25,005	
216	72	16 - 18	Wood	4	51342/2	(4-36")	29,980	54142/2	(4-36")	26,725	
216	78	16 - 18	Wood	4	51343/2	(4-38")	31,740	54143/2	(4-38")	28,510	
228	54	16 - 18	Wood	4	51344/2	(4-30")	25,220	54144/2	(4-30")	22,245	
228	60	16 - 18	Wood	4	51345/2	(4-32")	27,625	54145/2	(4-32")	24,465	
228	66	18 - 20	Wood	4	51346/2	(4-34")	30,030	54146/2	(4-34")	26,840	
228	72	18 - 20	Wood	4	51347/2	(4-36")	31,355	54147/2	(4-36")	28,115	
228	78	18 - 20	Wood	4	51348/2	(4-38")	33,200	54148/2	(4-38")	29,975	
228	84	18 - 20	Wood	4	51349/2	(4-40")	35,010	54149/2	(4-40")	31,800	
240	54	16 - 18	Wood	4	51350/2	(4-30")	26,545	54150/2	(4-30")	23,555	
240	60	18 - 20	Wood	4	51351/2	(4-32")	29,065	54151/2	(4-32")	25,910	
240	66	18 - 20	Wood	4	51352/2	(4-34")	31,010	54152/2	(4-34")	27,835	
240	72	18 - 20	Wood	4	51353/2	(4-36")	33,060	54153/2	(4-36")	29,820	
240	78	18 - 20	Wood	4	51354/2	(4-38")	35,065	54154/2	(4-38")	31,825	
240	84	18 - 20	Wood	4	51355/2	(4-40")	37,020	54155/2	(4-40")	33,770	

VOX® CONFERENCE TABLES - RECTANGLE SHAPE



Specify edge type; add the two letter code after the model number.



Facet Edge "FC"



Taper Edge "TE"

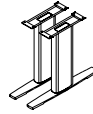


Flowform Edge "FF"
5% upcharge
laminates not available

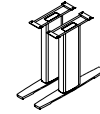


Camber Edge "CE"
5% upcharge

Mirror-Polished



Anodized Aluminum

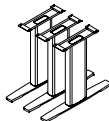


*Based on a chair width of 25".

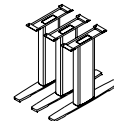
L	x	D	Sugg Seat Capacity	Top Finish	Top Sections	Model Number	2 T-Baes	List Price	Model Number	2 T-Baes	List Price
72	36	4-6	4-6	Wood	1	51401/2	(2-24")	6,310	54201/2	(2-24")	4,790
72	36	4-6	4-6	P-Lam	1	51401/5	(2-24")	5,595	54201/5	(2-24")	4,065
78	38	4-6	4-6	Wood	1	51402/2	(2-24")	6,740	54202/2	(2-24")	5,210
78	38	4-6	4-6	P-Lam	1	51402/5	(2-24")	5,920	54202/5	(2-24")	4,390
84	38	6-8	6-8	Wood	1	51403/2	(2-24")	6,990	54203/2	(2-24")	5,460
84	38	6-8	6-8	P-Lam	1	51403/5	(2-24")	6,120	54203/5	(2-24")	4,580
84	42	6-8	6-8	Wood	1	51404/2	(2-26")	7,415	54204/2	(2-26")	5,905
84	42	6-8	6-8	P-Lam	1	51404/5	(2-26")	6,440	54204/5	(2-26")	4,935
96	42	6-8	6-8	Wood	1	51405/2	(2-26")	7,985	54205/2	(2-26")	6,485
96	42	6-8	6-8	P-Lam	1	51405/5	(2-26")	6,880	54205/5	(2-26")	5,375
96	48	6-8	6-8	Wood	1	51406/2	(2-28")	8,690	54206/2	(2-28")	7,180
96	48	6-8	6-8	P-Lam	1	51406/5	(2-28")	7,425	54206/5	(2-28")	5,915
108	42	6-8	6-8	Wood	1	51407/2	(2-26")	8,560	54207/2	(2-26")	7,060
108	42	6-8	6-8	P-Lam	1	51407/5	(2-26")	7,320	54207/5	(2-26")	5,815
108	48	8-10	8-10	Wood	1	51408/2	(2-28")	9,345	54208/2	(2-28")	7,845
108	48	8-10	8-10	P-Lam	1	51408/5	(2-28")	7,920	54208/5	(2-28")	6,430
120	42	8-10	8-10	Wood	2	51409/2	(2-26")	9,895	54209/2	(2-26")	8,370
120	42	8-10	8-10	P-Lam	2	51409/5	(2-26")	8,510	54209/5	(2-26")	7,015
120	48	8-10	8-10	Wood	2	51410/2	(2-28")	10,760	54210/2	(2-28")	9,255
120	48	8-10	8-10	P-Lam	2	51410/5	(2-28")	9,180	54210/5	(2-28")	7,675
120	54	8-10	8-10	Wood	2	51411/2	(2-30")	12,000	54211/2	(2-30")	10,395
132	48	8-10	8-10	Wood	2	51412/2	(2-28")	11,665	54212/2	(2-28")	10,175
132	54	8-10	8-10	Wood	2	51413/2	(2-30")	12,900	54213/2	(2-30")	11,315

These models are constructed without support rails - bases are attached directly to tops.

Mirror-Polished



Anodized Aluminum



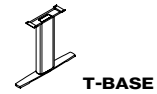
*Based on a chair width of 25".

L	x	D	Sugg Seat Capacity	Top Finish	Top Sections	Model Number	3 T-Baes	List Price	Model Number	3 T-Baes	List Price
144	48	10-12	10-12	Wood	2	51414/2	(3-28")	14,130	54214/2	(3-28")	11,880
144	54	10-12	10-12	Wood	2	51415/2	(3-30")	15,655	54215/2	(3-30")	13,240
144	60	10-12	10-12	Wood	2	51416/2	(3-32")	16,730	54216/2	(3-32")	14,305
156	48	10-12	10-12	Wood	2	51417/2	(3-28")	15,020	54217/2	(3-28")	12,765
156	54	12-14	12-14	Wood	2	51418/2	(3-30")	16,635	54218/2	(3-30")	14,225
156	60	12-14	12-14	Wood	2	51419/2	(3-32")	17,845	54219/2	(3-32")	15,415
156	*66	12-14	12-14	Wood	2	51420/2	(3-34")	19,115	54220/2	(3-34")	16,575
168	48	12-14	12-14	Wood	2	51421/2	(3-28")	16,605	54221/2	(3-28")	14,345
168	54	12-14	12-14	Wood	2	51422/2	(3-30")	18,335	54222/2	(3-30")	15,930
168	60	12-14	12-14	Wood	2	51423/2	(3-32")	19,655	54223/2	(3-32")	17,230
168	*66	12-14	12-14	Wood	2	51424/2	(3-34")	21,055	54224/2	(3-34")	18,495



For Rush Ship items, see pages 45-46 for details.

VOX® CONFERENCE TABLES - RECTANGLE SHAPE



Specify edge type; add the two letter code after the model number.

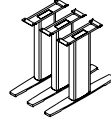


Taper Edge "TE"

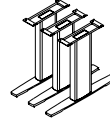
Flowform Edge "FF"
5% upcharge
laminate not available

Camber Edge "CE"
5% upcharge

Mirror-Polished



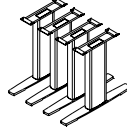
Anodized Aluminum



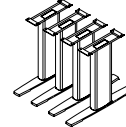
*Based on a chair width of 25".

L	x	D	Sugg Seat Capacity	Top Finish	Top Sections	Model Number	3 T-Baes	List Price	Model Number	3 T-Baes	List Price
180	48	12 - 14	Wood	3	51425/2	(3-28")	17,315	54225/2	(3-28")	15,050	
180	54	14 - 16	Wood	3	51426/2	(3-30")	19,125	54226/2	(3-30")	16,715	
180	60	14 - 16	Wood	3	51427/2	(3-32")	20,540	54227/2	(3-32")	18,110	
180	66	14 - 16	Wood	3	51428/2	(3-34")	22,020	54228/2	(3-34")	19,470	
180	72	14 - 16	Wood	3	51429/2	(3-36")	24,005	54229/2	(3-36")	21,170	

Mirror-Polished



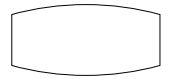
Anodized Aluminum



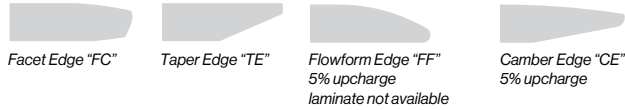
*Based on a chair width of 25".

L	x	D	Sugg Seat Capacity	Top Finish	Top Sections	Model Number	4 T-Baes	List Price	Model Number	4 T-Baes	List Price
192	54	14 - 16	Wood	4	51430/2	(4-30")	22,290	54230/2	(4-30")	19,070	
192	60	14 - 16	Wood	4	51431/2	(4-32")	23,870	54231/2	(4-32")	20,620	
192	66	14 - 16	Wood	4	51432/2	(4-34")	25,545	54232/2	(4-34")	22,135	
192	72	14 - 16	Wood	4	51433/2	(4-36")	27,865	54233/2	(4-36")	24,095	
204	54	14 - 16	Wood	4	51434/2	(4-30")	23,105	54234/2	(4-30")	19,880	
204	60	16 - 18	Wood	4	51435/2	(4-32")	24,785	54235/2	(4-32")	21,530	
204	66	16 - 18	Wood	4	51436/2	(4-34")	26,545	54236/2	(4-34")	23,145	
204	72	16 - 18	Wood	4	51437/2	(4-36")	28,955	54237/2	(4-36")	25,175	
204	78	16 - 18	Wood	4	51438/2	(4-38")	30,550	54238/2	(4-38")	26,840	
216	54	16 - 18	Wood	4	51439/2	(4-30")	24,525	54239/2	(4-30")	21,315	
216	60	16 - 18	Wood	4	51440/2	(4-32")	26,335	54240/2	(4-32")	23,095	
216	66	16 - 18	Wood	4	51441/2	(4-34")	28,240	54241/2	(4-34")	24,850	
216	72	16 - 18	Wood	4	51442/2	(4-36")	30,815	54242/2	(4-36")	27,015	
216	78	16 - 18	Wood	4	51443/2	(4-38")	32,560	54243/2	(4-38")	28,835	
228	54	16 - 18	Wood	4	51444/2	(4-30")	25,540	54244/2	(4-30")	22,325	
228	60	16 - 18	Wood	4	51445/2	(4-32")	27,465	54245/2	(4-32")	24,225	
228	66	18 - 20	Wood	4	51446/2	(4-34")	30,070	54246/2	(4-34")	26,690	
228	72	18 - 20	Wood	4	51447/2	(4-36")	32,155	54247/2	(4-36")	28,380	
228	78	18 - 20	Wood	4	51448/2	(4-38")	34,030	54248/2	(4-38")	30,305	
228	84	18 - 20	Wood	4	51449/2	(4-40")	35,925	54249/2	(4-40")	32,210	
240	54	16 - 18	Wood	4	51450/2	(4-30")	26,840	54250/2	(4-30")	23,630	
240	60	18 - 20	Wood	4	51451/2	(4-32")	28,920	54251/2	(4-32")	25,670	
240	66	18 - 20	Wood	4	51452/2	(4-34")	31,050	54252/2	(4-34")	27,670	
240	72	18 - 20	Wood	4	51453/2	(4-36")	33,890	54253/2	(4-36")	30,095	
240	78	18 - 20	Wood	4	51454/2	(4-38")	35,875	54254/2	(4-38")	32,160	
240	84	18 - 20	Wood	4	51455/2	(4-40")	37,915	54255/2	(4-40")	34,185	

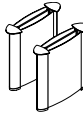
VOX® CONFERENCE TABLES - BOAT SHAPE



Specify edge type; add the two letter code after the model number.



Anodized Aluminum Base Ends

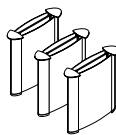


*Based on a chair width of 25".

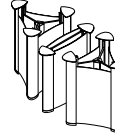
L	x	D	Sugg Seat Capacity	Top Finish	Top Sections	Model Number	2 Duo Baess	List Price
72	36	4 - 6	Wood	1	22830/2	(2-22")	5,280	
72	36	4 - 6	P-Lam	1	22830/5	(2-22")	4,540	
78	38	4 - 6	Wood	1	22831/2	(2-22")	5,725	
78	38	4 - 6	P-Lam	1	22831/5	(2-22")	4,880	
84	38	6 - 8	Wood	1	20700/2	(2-22")	5,970	
84	38	6 - 8	P-Lam	1	20700/5	(2-22")	5,070	
84	42	6 - 8	Wood	1	22832/2	(2-22")	6,370	
84	42	6 - 8	P-Lam	1	22832/5	(2-22")	5,375	
96	42	6 - 8	Wood	1	22833/2	(2-22")	6,965	
96	42	6 - 8	P-Lam	1	22833/5	(2-22")	5,825	
96	48	6 - 8	Wood	1	22030/2	(2-24")	7,670	
96	48	6 - 8	P-Lam	1	22030/5	(2-24")	6,360	
108	42	6 - 8	Wood	1	22834/2	(2-22")	7,570	
108	42	6 - 8	P-Lam	1	22834/5	(2-22")	6,285	
108	48	8 - 10	Wood	1	20701/2	(2-24")	8,345	
108	48	8 - 10	P-Lam	1	20701/5	(2-24")	6,880	
120	42	8 - 10	Wood	2	22835/2	(2-24")	8,920	
120	42	8 - 10	P-Lam	2	22835/5	(2-24")	7,500	
120	48	8 - 10	Wood	2	22836/2	(2-24")	9,760	
120	48	8 - 10	P-Lam	2	22836/5	(2-24")	8,150	
120	54	8 - 10	Wood	2	20702/2	(2-28")	10,885	
132	48	8 - 10	Wood	2	22837/2	(2-24")	10,710	
132	54	8 - 10	Wood	2	22838/2	(2-28")	11,830	

These models are constructed without support rails – bases are attached directly to tops.

Anodized Aluminum Base Ends



Anodized Aluminum Base Ends



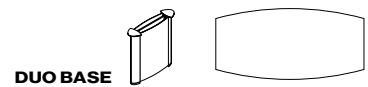
*Based on a chair width of 25".

L	x	D	Sugg Seat Capacity	Top Finish	Top Sections	Model Number	3 Duo Baess	List Price	Model Number	2 Tri Bases 1 Duo Base	List Price
144	48	10 - 12	Wood	2	22839/2	(2-24", 26")	12,625	50014/2	(2-28" dia, 26")	13,490	
144	54	10 - 12	Wood	2	22840/2	(2-24", 28")	13,740	50015/2	(2-28" dia, 28")	14,625	
144	60	10 - 12	Wood	2	20703/2	(2-26", 32")	14,815	50016/2	(2-28" dia, 32")	15,695	
156	48	10 - 12	Wood	2	22841/2	(2-24", 26")	13,505	50017/2	(2-28" dia, 26")	14,400	
156	54	12 - 14	Wood	2	22842/2	(2-24", 28")	14,750	50018/2	(2-28" dia, 28")	15,465	
156	60	12 - 14	Wood	2	20704/2	(2-26", 32")	15,950	50019/2	(2-28" dia, 32")	16,725	
156	66	12 - 14	Wood	3	20705/2	(2-28", 34")	17,270	50020/2	(2-30" dia, 34")	18,085	
168	48	12 - 14	Wood	2	22843/2	(2-24", 26")	15,120	50021/2	(2-28" dia, 26")	16,015	
168	54	12 - 14	Wood	2	22844/2	(2-24", 28")	16,480	50022/2	(2-28" dia, 28")	17,365	
168	60	12 - 14	Wood	2	22845/2	(2-26", 32")	17,795	50023/2	(2-28" dia, 32")	18,660	
168	66	12 - 14	Wood	3	20706/2	(2-28", 34")	19,225	50024/2	(2-30" dia, 34")	20,045	

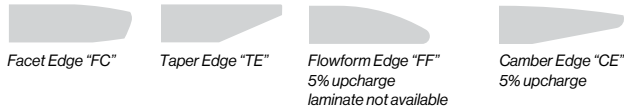


For Rush Ship items, see pages 45-46 for details.

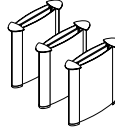
VOX® CONFERENCE TABLES - BOAT SHAPE



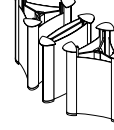
Specify edge type; add the two letter code after the model number.



Anodized Aluminum Base Ends



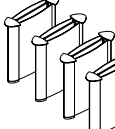
Anodized Aluminum Base Ends



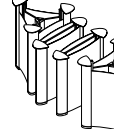
* Based on a chair width of 25".

L	x	D	Sugg Seat Capacity	Top Finish	Top Sections	Model Number	3 Duo Baess	List Price	Model Number	2 Tri Bases 1 Duo Base	List Price
180	48	12 - 14	Wood	3	22846/2	(2-24", 26")	15,865	50025/2	(2-28" dia, 26")	16,730	
180	54	14 - 16	Wood	3	22847/2	(2-24", 28")	17,295	50026/2	(2-28" dia, 28")	19,375	
180	60	14 - 16	Wood	3	22848/2	(2-26", 32")	18,705	50027/2	(2-28" dia, 32")	19,585	
180	66	14 - 16	Wood	3	20707/2	(2-28", 34")	20,235	50028/2	(2-30" dia, 34")	22,270	
180	72	14 - 16	Wood	3	20708/2	(2-30", 36")	21,695	50029/2	(2-32" dia, 36")	22,645	
192	54	14 - 16	Wood	4	22849/2	(2-24", 28")	18,640	50030/2	(2-28" dia, 28")	19,505	
192	60	14 - 16	Wood	4	22850/2	(2-26", 32")	20,190	50031/2	(2-28" dia, 32")	21,450	
192	66	14 - 16	Wood	4	20709/2	(2-28", 34")	21,860	50032/2	(2-30" dia, 34")	22,670	
192	72	14 - 16	Wood	4	20710/2	(2-30", 36")	23,450	50033/2	(2-32" dia, 36")	24,385	
204	54	14 - 16	Wood	4	22851/2	(2-24", 28")	19,475	50034/2	(2-28" dia, 28")	20,360	
204	60	16 - 18	Wood	4	22852/2	(2-26", 32")	21,115	50035/2	(2-28" dia, 32")	22,390	
204	66	16 - 18	Wood	4	20711/2	(2-28", 34")	22,885	50036/2	(2-30" dia, 34")	23,690	
204	72	16 - 18	Wood	4	20712/2	(2-30", 36")	24,570	50037/2	(2-32" dia, 36")	25,515	
204	78	16 - 18	Wood	4	20713/2	(2-32", 38")	26,255	50038/2	(2-34" dia, 38")	27,165	
216	54	16 - 18	Wood	4	22853/2	(2-24", 28")	20,935	50039/2	(2-28" dia, 28")	21,825	
216	60	16 - 18	Wood	4	22854/2	(2-26", 32")	22,725	50040/2	(2-28" dia, 32")	23,605	
216	66	16 - 18	Wood	4	20714/2	(2-28", 34")	24,645	50041/2	(2-30" dia, 34")	25,445	
216	72	16 - 18	Wood	4	20715/2	(2-30", 36")	26,480	50042/2	(2-32" dia, 36")	27,415	
216	78	16 - 18	Wood	4	20716/2	(2-32", 38")	28,320	50043/2	(2-34" dia, 38")	29,210	

Anodized Aluminum Base Ends



Anodized Aluminum Base Ends



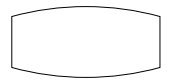
* Based on a chair width of 25".

L	x	D	Sugg Seat Capacity	Top Finish	Top Sections	Model Number	4 Duo Baess	List Price	Model Number	2 Tri Bases 2 Duo Bases	List Price
228	54	16 - 18	Wood	4	22855/2	(2-24", 2-28")	23,170	50044/2	(2-28" dia, 2-28")	24,060	
228	60	16 - 18	Wood	4	22856/2	(2-26", 2-32")	25,125	50045/2	(2-28" dia, 2-32")	25,990	
228	66	18 - 20	Wood	4	20717/2	(2-28", 2-34")	27,760	50046/2	(2-30" dia, 2-34")	28,575	
228	72	18 - 20	Wood	4	20718/2	(2-30", 2-36")	29,200	50047/2	(2-32" dia, 2-36")	30,125	
228	78	18 - 20	Wood	4	20719/2	(2-32", 2-38")	31,190	50048/2	(2-34" dia, 2-38")	32,070	
228	84	18 - 20	Wood	4	20720/2	(2-34", 2-40")	33,075	50049/2	(2-36" dia, 2-40")	34,035	
240	54	16 - 18	Wood	4	22857/2	(2-24", 2-28")	24,520	50050/2	(2-28" dia, 2-28")	25,400	
240	60	18 - 20	Wood	4	22858/2	(2-26", 2-32")	26,600	50051/2	(2-28" dia, 2-32")	27,475	
240	66	18 - 20	Wood	4	20721/2	(2-28", 2-34")	28,770	50052/2	(2-30" dia, 2-34")	29,590	
240	72	18 - 20	Wood	4	20722/2	(2-30", 2-36")	30,955	50053/2	(2-32" dia, 2-36")	31,905	
240	78	18 - 20	Wood	4	20723/2	(2-32", 2-38")	33,095	50054/2	(2-34" dia, 2-38")	33,975	
240	84	18 - 20	Wood	4	20724/2	(2-34", 2-40")	35,115	50055/2	(2-36" dia, 2-40")	36,095	

VOX® CONFERENCE TABLES - BOAT SHAPE



6" ACCESS BASE



Specify edge type; add the two letter code after the model number.



Facet Edge "FC"



Taper Edge "TE"



Flowform Edge "FF"
5% upcharge
laminate not available

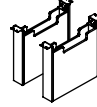


Camber Edge "CE"
5% upcharge

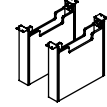
*Based on a chair width of 25".

L"	x	D"	Sugg Seat Capacity	Top Finish	Top Sections	Model Number	Base Size"	2 Access Bases List Price	Model Number	Base Size"	2 Access Bases List Price
72	36	4-6		Wood	1	61011/2	2-19	5,615	61012/2	2-19	5,730
72	36	4-6		P-Lam	1	61011/5	2-19	4,895	61012/5	2-19	5,010
78	38	4-6		Wood	1	61021/2	2-19	6,050	61022/2	2-19	6,150
78	38	4-6		P-Lam	1	61021/5	2-19	5,230	61022/5	2-19	5,345
84	38	6-8		Wood	1	61031/2	2-19	6,290	61032/2	2-19	6,405
84	38	6-8		P-Lam	1	61031/5	2-19	5,415	61032/5	2-19	5,530
84	42	6-8		Wood	1	61041/2	2-19	6,675	61042/2	2-19	6,790
84	42	6-8		P-Lam	1	61041/5	2-19	5,710	61042/5	2-19	5,810
96	42	6-8		Wood	1	61051/2	2-19	7,245	61052/2	2-19	7,355
96	42	6-8		P-Lam	1	61051/5	2-19	6,145	61052/5	2-19	6,260
96	48	6-8		Wood	1	61061/2	2-24	7,935	61062/2	2-24	8,045
96	48	6-8		P-Lam	1	61061/5	2-24	6,665	61062/5	2-24	6,780
108	42	8-10		Wood	1	61071/2	2-19	7,835	61072/2	2-19	7,945
108	42	8-10		P-Lam	1	61071/5	2-19	6,595	61072/5	2-19	6,695
108	48	8-10		Wood	1	61081/2	2-24	8,595	61082/2	2-24	8,700
108	48	8-10		P-Lam	1	61081/5	2-24	7,170	61082/5	2-24	7,280
120	42	8-10		Wood	2	61091/2	2-19	9,155	61092/2	2-19	9,260
120	42	8-10		P-Lam	2	61091/5	2-19	7,770	61092/5	2-19	7,880
120	48	8-10		Wood	2	61101/2	2-24	9,970	61102/2	2-24	10,075
120	48	8-10		P-Lam	2	61101/5	2-24	8,400	61102/5	2-24	8,510
120	54	8-10		Wood	2	61111/2	2-24	11,060	61112/2	2-24	11,175
132	48	8-10		Wood	2	61121/2	2-24	10,885	61122/2	2-24	11,000
132	54	8-10		Wood	2	61131/2	2-24	11,975	61132/2	2-24	12,090

No Trim



With Anodized Aluminum Trim

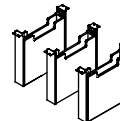


These models are constructed without support rails - bases are attached directly to tops.

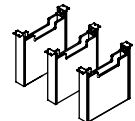
*Based on a chair width of 25".

L"	x	D"	Sugg Seat Capacity	Top Finish	Top Sections	Model Number	Base Size"	3 Access Bases List Price	Model Number	Base Size"	3 Access Bases List Price
144	48	10-12		Wood	2	61141/2	3-24	12,745	61142/2	3-24	12,850
144	54	10-12		Wood	2	61151/2	3-24	13,825	61152/2	3-24	13,935
144	60	10-12		Wood	2	61161/2	3-28	14,875	61162/2	3-28	14,985
156	48	10-12		Wood	2	61171/2	3-24	13,600	61172/2	3-24	13,710
156	54	12-14		Wood	2	61181/2	3-24	14,815	61182/2	3-24	14,920
156	60	12-14		Wood	2	61191/2	3-28	15,980	61192/2	3-28	16,085
156	66	12-14		Wood	3	61201/2	3-32	17,255	61202/2	3-32	17,370
168	48	12-14		Wood	2	61211/2	3-24	15,170	61212/2	3-24	15,275
168	54	12-14		Wood	2	61221/2	3-24	16,495	61222/2	3-24	16,600
168	60	12-14		Wood	2	61231/2	3-28	17,770	61232/2	3-28	17,885
168	66	12-14		Wood	3	61241/2	3-32	19,160	61242/2	3-32	19,265

No Trim



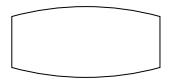
With Anodized Aluminum Trim



VOX® CONFERENCE TABLES - BOAT SHAPE



6" ACCESS BASE



Specify edge type; add the two letter code after the model number.



Facet Edge "FC"



Taper Edge "TE"




Flowform Edge "FF"
5% upcharge
laminare not available



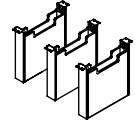
Camber Edge "CE"
5% upcharge

* Based on a chair width of 25".



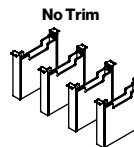
No Trim

With Anodized Aluminum Trim



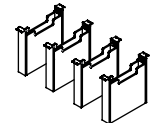
L" x D"	Sugg Seat Capacity	Top Finish	Top Sections	Model Number	Base Size"	3 Access Bases List Price	Model Number	Base Size"	3 Access Bases List Price
180 x 48	12-14	Wood	3	61251/2	3-24	15,890	61252/2	3-24	16,000
180 x 54	14-16	Wood	3	61261/2	3-24	17,280	61262/2	3-24	17,395
180 x 60	14-16	Wood	3	61271/2	3-28	18,655	61272/2	3-28	18,765
180 x 66	14-16	Wood	3	61281/2	3-32	20,135	61282/2	3-32	20,245
180 x 72	14-16	Wood	3	61291/2	3-36	21,550	61292/2	3-36	21,660
192 x 54	14-16	Wood	4	61301/2	3-24	18,585	61302/2	3-24	18,690
192 x 60	14-16	Wood	4	61311/2	3-28	20,095	61312/2	3-28	20,200
192 x 66	14-16	Wood	4	61321/2	3-32	21,715	61322/2	3-32	21,825
192 x 72	14-16	Wood	4	61331/2	3-36	23,260	61332/2	3-36	23,375
204 x 54	14-16	Wood	4	61341/2	3-24	19,395	61342/2	3-24	19,510
204 x 60	16-18	Wood	4	61351/2	3-28	20,995	61352/2	3-28	21,100
204 x 66	16-18	Wood	4	61361/2	3-32	22,710	61362/2	3-32	22,820
204 x 72	16-18	Wood	4	61371/2	3-36	24,345	61372/2	3-36	24,460
204 x 78	16-18	Wood	4	61381/2	3-36	25,980	61382/2	3-36	26,090
216 x 54	16-18	Wood	4	61391/2	3-24	20,820	61392/2	3-24	20,925
216 x 60	16-18	Wood	4	61401/2	3-28	22,550	61402/2	3-28	22,660
216 x 66	16-18	Wood	4	61411/2	3-32	24,420	61412/2	3-32	24,520
216 x 72	16-18	Wood	4	61421/2	3-36	26,195	61422/2	3-32	26,305
216 x 78	16-18	Wood	4	61431/2	3-36	27,990	61432/2	3-36	28,095

* Based on a chair width of 25".



No Trim

With Anodized Aluminum Trim

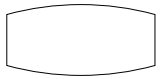


L" x D"	Sugg Seat Capacity	Top Finish	Top Sections	Model Number	Base Size"	4 Access Bases List Price	Model Number	Base Size"	4 Access Bases List Price
228 x 54	16-18	Wood	4	61441/2	4-24	22,980	61442/2	4-24	23,090
228 x 60	16-18	Wood	4	61451/2	4-28	24,880	61452/2	4-28	24,995
228 x 66	18-20	Wood	4	61461/2	4-32	27,445	61462/2	4-32	27,555
228 x 72	18-20	wood	4	61471/2	4-36	28,835	61472/2	4-36	28,940
228 x 78	18-20	Wood	4	61481/2	4-36	30,765	61482/2	4-36	30,875
228 x 84	18-20	Wood	4	61491/2	4-40	32,595	61492/2	4-40	32,705
240 x 54	16-18	Wood	4	61501/2	4-24	24,300	61502/2	4-24	24,405
240 x 60	18-20	wood	4	61511/2	4-28	26,315	61512/2	4-28	26,425
240 x 66	18-20	Wood	4	61521/2	4-32	28,425	61522/2	4-32	28,535
240 x 72	18-20	Wood	4	61531/2	4-36	30,540	61532/2	4-36	30,655
240 x 78	18-20	Wood	4	61541/2	4-36	32,625	61542/2	4-36	32,730
240 x 84	18-20	Wood	4	61551/2	4-40	34,580	61552/2	4-40	34,695

VOX® CONFERENCE TABLES - BOAT SHAPE



8" ACCESS BASE



Specify edge type; add the two letter code after the model number.



Facet Edge "FC"



Taper Edge "TE"



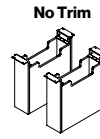
Flowform Edge "FF"
5% upcharge
laminates not available



Camber Edge "CE"
5% upcharge

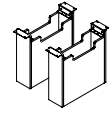
* Based on a chair width of 25".

L"	x	D"	Sugg Seat Capacity	Top Finish	Top Sections	Model Number	Base Size"	2 Access Bases List Price	Model Number	Base Size"	2 Access Bases List Price
72	36	4-6		Wood	1	61013/2	2-19	5,615	61014/2	2-19	5,730
72	36	4-6		P-Lam	1	61013/5	2-19	4,895	61014/5	2-19	5,010
78	38	4-6		Wood	1	61023/2	2-19	6,050	61024/2	2-19	6,150
78	38	4-6		P-Lam	1	61023/5	2-19	5,230	61024/5	2-19	5,345
84	38	6-8		Wood	1	61033/2	2-19	6,290	61034/2	2-19	6,405
84	38	6-8		P-Lam	1	61033/5	2-19	5,415	61034/5	2-19	5,530
84	42	6-8		Wood	1	61043/2	2-19	6,675	61044/2	2-19	6,790
84	42	6-8		P-Lam	1	61043/5	2-19	5,710	61044/5	2-19	5,810
96	42	6-8		Wood	1	61053/2	2-19	7,245	61054/2	2-19	7,355
96	42	6-8		P-Lam	1	61053/5	2-19	6,145	61054/5	2-19	6,260
96	48	6-8		Wood	1	61063/2	2-24	7,935	61064/2	2-24	8,045
96	48	6-8		P-Lam	1	61063/5	2-24	6,665	61064/5	2-24	6,780
108	42	8-10		Wood	1	61073/2	2-19	7,835	61074/2	2-19	7,945
108	42	8-10		P-Lam	1	61073/5	2-19	6,595	61074/5	2-19	6,695
108	48	8-10		Wood	1	61083/2	2-24	8,595	61084/2	2-24	8,700
108	48	8-10		P-Lam	1	61083/5	2-24	7,170	61084/5	2-24	7,280
120	42	8-10		Wood	2	61093/2	2-19	9,155	61094/2	2-19	9,260
120	42	8-10		P-Lam	2	61093/5	2-19	7,770	61094/5	2-19	7,880
120	48	8-10		Wood	2	61103/2	2-24	9,970	61104/2	2-24	10,075
120	48	8-10		P-Lam	2	61103/5	2-24	8,400	61104/5	2-24	8,510
120	54	8-10		Wood	2	61113/2	2-24	11,060	61114/2	2-24	11,175
132	48	8-10		Wood	2	61123/2	2-24	10,885	61124/2	2-24	11,000
132	54	8-10		Wood	2	61133/2	2-24	11,975	61134/2	2-24	12,090



No Trim

With Anodized Aluminum Trim



These models are constructed without support rails – bases are attached directly to tops.

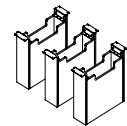
* Based on a chair width of 25".

L"	x	D"	Sugg Seat Capacity	Top Finish	Top Sections	Model Number	Base Size"	3 Access Bases List Price	Model Number	Base Size"	3 Access Bases List Price
144	48	10-12		Wood	2	61143/2	3-24	12,745	61144/2	3-24	12,850
144	54	10-12		Wood	2	61153/2	3-24	13,825	61154/2	3-24	13,935
144	60	10-12		Wood	2	61163/2	3-28	14,875	61164/2	3-28	14,985
156	48	10-12		Wood	2	61173/2	3-24	13,600	61174/2	3-24	13,710
156	54	12-14		Wood	2	61183/2	3-24	14,815	61184/2	3-24	14,920
156	60	12-14		Wood	2	61193/2	3-28	15,980	61194/2	3-28	16,085
156	66	12-14		Wood	3	61203/2	3-32	17,255	61204/2	3-32	17,370
168	48	12-14		Wood	2	61213/2	3-24	15,170	61214/2	3-24	15,275
168	54	12-14		Wood	2	61223/2	3-24	16,495	61224/2	3-24	16,600
168	60	12-14		Wood	2	61233/2	3-28	17,770	61234/2	3-28	17,885
168	66	12-14		Wood	3	61243/2	3-32	19,160	61244/2	3-32	19,265



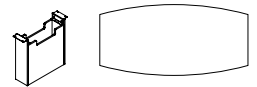
No Trim

With Anodized Aluminum Trim

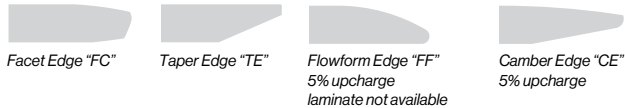


VOX® CONFERENCE TABLES - BOAT SHAPE

8" ACCESS BASE



Specify edge type; add the two letter code after the model number.



*Based on a chair width of 25".

L" x D"	Sugg Seat Capacity	Top Finish	Top Sections	Model Number	Base Size"	3 Access Bases List Price	Model Number	Base Size"	3 Access Bases List Price
180 x 48	12-14	Wood	3	61253/2	3-24	15,890	61254/2	3-24	16,000
180 x 54	14-16	Wood	3	61263/2	3-24	17,280	61264/2	3-24	17,395
180 x 60	14-16	Wood	3	61273/2	3-28	18,655	61274/2	3-28	18,765
180 x 66	14-16	Wood	3	61283/2	3-32	20,135	61284/2	3-32	20,245
180 x 72	14-16	Wood	3	61293/2	3-36	21,550	61294/2	3-36	21,660
192 x 54	14-16	Wood	4	61303/2	3-24	18,585	61304/2	3-24	18,690
192 x 60	14-16	Wood	4	61313/2	3-28	20,095	61314/2	3-28	20,200
192 x 66	14-16	Wood	4	61323/2	3-32	21,715	61324/2	3-32	21,825
192 x 72	14-16	Wood	4	61333/2	3-36	23,260	61334/2	3-36	23,375
204 x 54	14-16	Wood	4	61343/2	3-24	19,395	61344/2	3-24	19,510
204 x 60	16-18	Wood	4	61353/2	3-28	20,995	61354/2	3-28	21,100
204 x 66	16-18	Wood	4	61363/2	3-32	22,710	61364/2	3-32	22,820
204 x 72	16-18	Wood	4	61373/2	3-36	24,345	61374/2	3-36	24,460
204 x 78	16-18	Wood	4	61383/2	3-36	25,980	61384/2	3-36	26,090
216 x 54	16-18	Wood	4	61393/2	3-24	20,820	61394/2	3-24	20,925
216 x 60	16-18	Wood	4	61403/2	3-28	22,550	61404/2	3-28	22,660
216 x 66	16-18	Wood	4	61413/2	3-32	24,420	61414/2	3-32	24,520
216 x 72	16-18	Wood	4	61423/2	3-36	26,195	61424/2	3-36	26,305
216 x 78	16-18	Wood	4	61433/2	3-36	27,990	61434/2	3-36	28,095

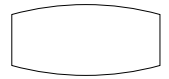
*Based on a chair width of 25".

L" x D"	Sugg Seat Capacity	Top Finish	Top Sections	Model Number	Base Size"	4 Access Bases List Price	Model Number	Base Size"	4 Access Bases List Price
228 x 54	16-18	Wood	4	61443/2	4-24	22,980	61444/2	4-24	23,090
228 x 60	16-18	Wood	4	61453/2	4-28	24,880	61454/2	4-28	24,995
228 x 66	18-20	Wood	4	61463/2	4-32	27,445	61464/2	4-32	27,555
228 x 72	18-20	wood	4	61473/2	4-36	28,835	61474/2	4-36	28,940
228 x 78	18-20	Wood	4	61483/2	4-36	30,765	61484/2	4-36	30,875
228 x 84	18-20	Wood	4	61493/2	4-40	32,595	61494/2	4-40	32,705
240 x 54	16-18	Wood	4	61503/2	4-24	24,300	61504/2	4-24	24,405
240 x 60	18-20	wood	4	61513/2	4-28	26,315	61514/2	4-28	26,425
240 x 66	18-20	Wood	4	61523/2	4-32	28,425	61524/2	4-32	28,535
240 x 72	18-20	Wood	4	61533/2	4-36	30,540	61534/2	4-36	30,655
240 x 78	18-20	Wood	4	61543/2	4-36	32,625	61544/2	4-36	32,730
240 x 84	18-20	Wood	4	61553/2	4-40	34,580	61554/2	4-40	34,695

VOX® CONFERENCE TABLES - BOAT SHAPE



TOWER BASE



Specify edge type; add the two letter code after the model number.



Facet Edge "FC"



Taper Edge "TE"



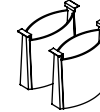
Flowform Edge "FF"
5% upcharge
laminates not available



Camber Edge "CE"
5% upcharge

*Based on a chair width of 25".


L"	x	D"	Sugg Seat Capacity	Top Finish	Top Sections	Model Number	Base Size"	2 Tower Bases List Price
72	36	4-6		Wood	1	83101/2	2-20	5,785
72	36	4-6		P-Lam	1	83101/5	2-20	5,045
78	38	4-6		Wood	1	83102/2	2-20	6,235
78	38	4-6		P-Lam	1	83102/5	2-20	5,390
84	38	6-8		Wood	1	83103/2	2-20	6,480
84	38	6-8		P-Lam	1	83103/5	2-20	5,580
84	42	6-8		Wood	1	83104/2	2-20	6,880
84	42	6-8		P-Lam	1	83104/5	2-20	5,885
96	42	6-8		Wood	1	83105/2	2-20	7,465
96	42	6-8		P-Lam	1	83105/5	2-20	6,330
96	48	6-8		Wood	1	83106/2	2-24	8,175
96	48	6-8		P-Lam	1	83106/5	2-24	6,865
108	42	8-10		Wood	1	83107/2	2-20	8,075
108	42	8-10		P-Lam	1	83107/5	2-20	6,795
108	48	8-10		Wood	1	83108/2	2-24	8,855
108	48	8-10		P-Lam	1	83108/5	2-24	7,390
120	42	8-10		Wood	2	83109/2	2-20	9,430
120	42	8-10		P-Lam	2	83109/5	2-20	8,005
120	48	8-10		Wood	2	83110/2	2-24	10,270
120	48	8-10		P-Lam	2	83110/5	2-24	8,655
120	54	8-10		Wood	2	83111/2	2-24	11,395
132	48	8-10		Wood	2	83112/2	2-24	11,215
132	54	8-10		Wood	2	83113/2	2-24	12,335
144	48	10-12		Wood	2	83114/2	2-24	13,130
144	54	10-12		Wood	2	83115/2	2-24	14,240
144	60	10-12		Wood	2	83116/2	2-30	15,325



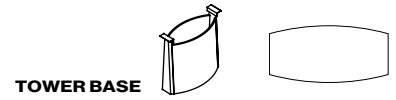
These models are constructed without support rails – bases are attached directly to tops.

*Based on a chair width of 25".

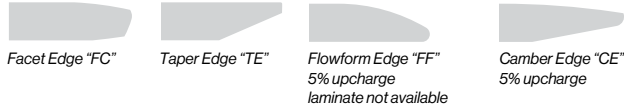
L"	x	D"	Sugg Seat Capacity	Top Finish	Top Sections	Model Number	Base Size"	3 Tower Bases List Price
156	48	10-12		Wood	2	83117/2	3-24	14,010
156	54	12-14		Wood	2	83118/2	3-24	15,260
156	60	12-14		Wood	2	83119/2	3-30	16,460
156	66	12-14		Wood	3	83120/2	3-30	17,775
168	48	12-14		Wood	2	83121/2	3-24	15,630
168	54	12-14		Wood	2	83122/2	3-24	16,990
168	60	12-14		Wood	2	83123/2	3-30	18,305
168	66	12-14		Wood	3	83124/2	3-30	19,735



VOX® CONFERENCE TABLES - BOAT SHAPE




Specify edge type; add the two letter code after the model number.




*Based on a chair width of 25".

L" x D"	Sugg Seat Capacity	Top Finish	Top Sections	Model Number	Base Size"	3 Tower Bases List Price
180 x 48	12-14	Wood	3	83125/2	3-24	16,370
180 x 54	14-16	Wood	3	83126/2	3-24	17,800
180 x 60	14-16	Wood	3	83127/2	3-30	19,215
180 x 66	14-16	Wood	3	83128/2	3-30	20,740
180 x 72	14-16	Wood	3	83129/2	3-36	22,200
192 x 54	14-16	Wood	4	83130/2	3-24	19,145
192 x 60	14-16	Wood	4	83131/2	3-30	20,700
192 x 66	14-16	Wood	4	83132/2	3-30	22,370
192 x 72	14-16	Wood	4	83133/2	3-36	23,960
204 x 54	14-16	Wood	4	83134/2	3-24	19,980
204 x 60	16-18	Wood	4	83135/2	3-30	21,625
204 x 66	16-18	Wood	4	83136/2	3-30	23,395
204 x 72	16-18	Wood	4	83137/2	3-36	25,080
204 x 78	16-18	Wood	4	83138/2	3-36	26,760
216 x 54	16-18	Wood	4	83139/2	3-24	21,445
216 x 60	16-18	Wood	4	83140/2	3-30	23,230
216 x 66	16-18	Wood	4	83141/2	3-30	25,155
216 x 72	16-18	Wood	4	83142/2	3-36	26,985
216 x 78	16-18	Wood	4	83143/2	3-36	28,830



*Based on a chair width of 25".

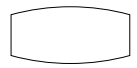
L" x D"	Sugg Seat Capacity	Top Finish	Top Sections	Model Number	Base Size"	4 Tower Bases List Price
228 x 54	16-18	Wood	4	83144/2	4-24	23,670
228 x 60	16-18	Wood	4	83145/2	4-30	25,630
228 x 66	18-20	Wood	4	83146/2	4-30	28,270
228 x 72	18-20	wood	4	83147/2	4-36	29,705
228 x 78	18-20	Wood	4	83148/2	4-36	31,690
228 x 84	18-20	Wood	4	83149/2	4-36	33,575
240 x 54	16-18	Wood	4	83150/2	4-24	25,030
240 x 60	18-20	wood	4	83151/2	4-30	27,105
240 x 66	18-20	Wood	4	83152/2	4-30	29,280
240 x 72	18-20	Wood	4	83153/2	4-36	31,460
240 x 78	18-20	Wood	4	83154/2	4-36	33,605
240 x 84	18-20	Wood	4	83155/2	4-36	35,620



VOX® CONFERENCE TABLES - BOAT SHAPE



TAPER BASE



Specify edge type; add the two letter code after the model number.



Facet Edge "FC"



Taper Edge "TE"



Flowform Edge "FF"
5% upcharge
laminare not available



Camber Edge "CE"
5% upcharge

Mirror-Polished



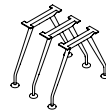
Metallic Silver Paint



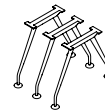
* Based on a chair width of 25".

L	x	D	Sugg Seat Capacity	Top Finish	Top Sections	Model Number	2 Taper Baess	List Price	Model Number	2 Taper Baess	List Price
72	36	4-6		Wood	1	50101/2	(2-24")	7,105	53501/2	(2-24")	5,595
72	36	4-6		P-Lam	1	50101/5	(2-24")	6,370	53501/5	(2-24")	4,875
78	38	4-6		Wood	1	50102/2	(2-24")	7,535	53502/2	(2-24")	6,055
78	38	4-6		P-Lam	1	50102/5	(2-24")	6,705	53502/5	(2-24")	5,210
84	38	6-8		Wood	1	50103/2	(2-24")	7,860	53503/2	(2-24")	6,345
84	38	6-8		P-Lam	1	50103/5	(2-24")	6,960	53503/5	(2-24")	5,460
84	42	6-8		Wood	1	50104/2	(2-26")	8,350	53504/2	(2-26")	6,890
84	42	6-8		P-Lam	1	50104/5	(2-26")	7,340	53504/5	(2-26")	5,900
96	42	6-8		Wood	1	50105/2	(2-26")	8,950	53505/2	(2-26")	7,490
96	42	6-8		P-Lam	1	50105/5	(2-26")	7,815	53505/5	(2-26")	6,330
96	48	6-8		Wood	1	50106/2	(2-28")	9,725	53506/2	(2-28")	8,235
96	48	6-8		P-Lam	1	50106/5	(2-28")	8,435	53506/5	(2-28")	6,925
108	42	6-8		Wood	1	50107/2	(2-26")	9,605	53507/2	(2-26")	8,150
108	42	6-8		P-Lam	1	50107/5	(2-26")	8,335	53507/5	(2-26")	6,860
108	48	8-10		Wood	1	50108/2	(2-28")	10,405	53508/2	(2-28")	8,905
108	48	8-10		P-Lam	1	50108/5	(2-28")	8,920	53508/5	(2-28")	7,445
120	42	8-10		Wood	2	50109/2	(2-26")	10,265	53509/2	(2-26")	8,795
120	42	8-10		P-Lam	2	50109/5	(2-26")	8,840	53509/5	(2-26")	7,375
120	48	8-10		Wood	2	50110/2	(2-28")	11,135	53510/2	(2-28")	9,645
120	48	8-10		P-Lam	2	50110/5	(2-28")	9,505	53510/5	(2-28")	8,010
120	54	8-10		Wood	2	50111/2	(2-30")	12,085	53511/2	(2-30")	10,590
132	48	8-10		Wood	2	50112/2	(2-28")	12,070	53512/2	(2-28")	10,580
132	54	8-10		Wood	2	50113/2	(2-30")	13,020	53513/2	(2-30")	11,535

Mirror-Polished



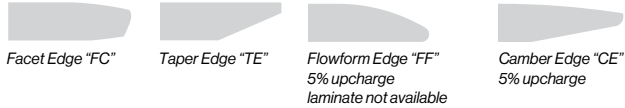
Metallic Silver Paint



* Based on a chair width of 25".

L	x	D	Sugg Seat Capacity	Top Finish	Top Sections	Model Number	3 Taper Baess	List Price	Model Number	3 Taper Baess	List Price
144	48	10-12		Wood	2	50114/2	(3-28")	14,650	53514/2	(3-28")	12,425
144	54	10-12		Wood	2	50115/2	(3-30")	15,690	53515/2	(3-30")	13,465
144	60	10-12		Wood	2	50116/2	(3-32")	17,180	53516/2	(3-32")	14,795
156	48	10-12		Wood	2	50117/2	(3-28")	15,555	53517/2	(3-28")	13,315
156	54	12-14		Wood	2	50118/2	(3-30")	16,710	53518/2	(3-30")	14,475
156	60	12-14		Wood	2	50119/2	(3-32")	18,305	53519/2	(3-32")	15,930
156	66	12-14		Wood	3	50120/2	(3-34")	19,465	53520/2	(3-34")	17,075
168	48	12-14		Wood	2	50121/2	(3-28")	17,175	53521/2	(3-28")	14,930
168	54	12-14		Wood	2	50122/2	(3-30")	18,450	53522/2	(3-30")	16,200
168	60	12-14		Wood	2	50123/2	(3-32")	20,155	53523/2	(3-32")	17,780
168	66	12-14		Wood	3	50124/2	(3-34")	21,425	53524/2	(3-34")	19,045

VOX® CONFERENCE TABLES - BOAT SHAPE



*Based on a chair width of 25".

L	x	D	Sugg Seat Capacity	Top Finish	Top Sections	Model Number	3 Taper Bases	List Price	Model Number	3 Taper Bases	List Price
180	48	12-14	Wood	3	50125/2	(3-28")	17,905	53525/2	(3-28")	15,675	
180	54	14-16	Wood	3	50126/2	(3-30")	19,250	53526/2	(3-30")	17,015	
180	60	14-16	Wood	3	50127/2	(3-32")	21,065	53527/2	(3-32")	18,690	
180	66	14-16	Wood	3	50128/2	(3-34")	22,440	53528/2	(3-34")	20,055	
180	72	14-16	Wood	3	50129/2	(3-36")	23,875	53529/2	(3-36")	21,445	



*Based on a chair width of 25".

L	x	D	Sugg Seat Capacity	Top Finish	Top Sections	Model Number	4 Taper Bases	List Price	Model Number	4 Taper Bases	List Price
192	54	14-16	Wood	4	50130/2	(4-30")	22,380	53530/2	(4-30")	19,405	
192	60	14-16	Wood	4	50131/2	(4-32")	24,475	53531/2	(4-32")	21,285	
192	66	14-16	Wood	4	50132/2	(4-34")	25,975	53532/2	(4-34")	22,800	
192	72	14-16	Wood	4	50133/2	(4-36")	27,600	53533/2	(4-36")	24,365	
204	54	14-16	Wood	4	50134/2	(4-30")	23,230	53534/2	(4-30")	20,235	
204	60	16-18	Wood	4	50135/2	(4-32")	25,405	53535/2	(4-32")	22,250	
204	66	16-18	Wood	4	50136/2	(4-34")	27,000	53536/2	(4-34")	23,845	
204	72	16-18	Wood	4	50137/2	(4-36")	28,725	53537/2	(4-36")	25,490	
204	78	16-18	Wood	4	50138/2	(4-38")	30,375	53538/2	(4-38")	27,140	
216	54	16-18	Wood	4	50139/2	(4-30")	24,675	53539/2	(4-30")	21,695	
216	60	16-18	Wood	4	50140/2	(4-32")	27,005	53540/2	(4-32")	23,845	
216	66	16-18	Wood	4	50141/2	(4-34")	28,760	53541/2	(4-34")	25,590	
216	72	16-18	Wood	4	50142/2	(4-36")	30,620	53542/2	(4-36")	27,380	
216	78	16-18	Wood	4	50143/2	(4-38")	32,410	53543/2	(4-38")	29,200	
228	54	16-18	Wood	4	50144/2	(4-30")	25,720	53544/2	(4-30")	22,740	
228	60	16-18	Wood	4	50145/2	(4-32")	28,195	53545/2	(4-32")	25,015	
228	66	18-20	Wood	4	50146/2	(4-34")	30,655	53546/2	(4-34")	27,475	
228	72	18-20	Wood	4	50147/2	(4-36")	32,000	53547/2	(4-36")	28,770	
228	78	18-20	Wood	4	50148/2	(4-38")	33,925	53548/2	(4-38")	30,695	
228	84	18-20	Wood	4	50149/2	(4-40")	35,800	53549/2	(4-40")	32,570	
240	54	16-18	Wood	4	50150/2	(4-30")	27,075	53550/2	(4-30")	24,105	
240	60	18-20	Wood	4	50151/2	(4-32")	29,675	53551/2	(4-32")	26,510	
240	66	18-20	Wood	4	50152/2	(4-34")	31,650	53552/2	(4-34")	28,495	
240	72	18-20	Wood	4	50153/2	(4-36")	33,770	53553/2	(4-36")	30,545	
240	78	18-20	Wood	4	50154/2	(4-38")	35,830	53554/2	(4-38")	32,600	
240	84	18-20	Wood	4	50155/2	(4-40")	37,850	53555/2	(4-40")	34,605	

VOX® CONFERENCE TABLES - BOAT SHAPE



T-BASE

Specify edge type; add the two letter code after the model number.



Facet Edge "FC"



Taper Edge "TE"

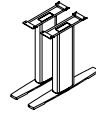


Flowform Edge "FF"
5% upcharge
laminates not available

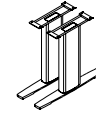


Camber Edge "CE"
5% upcharge

Mirror-Polished



Anodized Aluminum

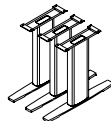


*Based on a chair width of 25".

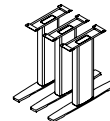
L	x	D	Sugg Seat Capacity	Top Finish	Top Sections	Model Number	2 T-Bases	List Price	Model Number	2 T-Bases	List Price
72	36	4 - 6	4 - 6	Wood	1	50201/2	(2-24")	6,425	53601/2	(2-24")	4,880
72	36	4 - 6	4 - 6	P-Lam	1	50201/5	(2-24")	5,680	53601/5	(2-24")	4,145
78	38	4 - 6	4 - 6	Wood	1	50202/2	(2-24")	6,845	53602/2	(2-24")	5,300
78	38	4 - 6	4 - 6	P-Lam	1	50202/5	(2-24")	6,015	53602/5	(2-24")	4,470
84	38	6 - 8	6 - 8	Wood	1	50203/2	(2-24")	7,105	53603/2	(2-24")	5,565
84	38	6 - 8	6 - 8	P-Lam	1	50203/5	(2-24")	6,220	53603/5	(2-24")	4,670
84	42	6 - 8	6 - 8	Wood	1	50204/2	(2-26")	7,530	53604/2	(2-26")	6,045
84	42	6 - 8	6 - 8	P-Lam	1	50204/5	(2-26")	6,515	53604/5	(2-26")	5,030
96	42	6 - 8	6 - 8	Wood	1	50205/2	(2-26")	8,120	53605/2	(2-26")	6,630
96	42	6 - 8	6 - 8	P-Lam	1	50205/5	(2-26")	6,980	53605/5	(2-26")	5,490
96	48	6 - 8	6 - 8	Wood	1	50206/2	(2-28")	8,855	53606/2	(2-28")	7,340
96	48	6 - 8	6 - 8	P-Lam	1	50206/5	(2-28")	7,560	53606/5	(2-28")	6,060
108	42	6 - 8	6 - 8	Wood	1	50207/2	(2-26")	8,720	53607/2	(2-26")	7,225
108	42	6 - 8	6 - 8	P-Lam	1	50207/5	(2-26")	7,445	53607/5	(2-26")	5,925
108	48	8 - 10	8 - 10	Wood	1	50208/2	(2-28")	9,530	53608/2	(2-28")	8,030
108	48	8 - 10	8 - 10	P-Lam	1	50208/5	(2-28")	8,065	53608/5	(2-28")	6,560
120	42	8 - 10	8 - 10	Wood	2	50209/2	(2-26")	10,070	53609/2	(2-26")	8,560
120	42	8 - 10	8 - 10	P-Lam	2	50209/5	(2-26")	8,650	53609/5	(2-26")	7,145
120	48	8 - 10	8 - 10	Wood	2	50210/2	(2-28")	10,955	53610/2	(2-28")	9,460
120	48	8 - 10	8 - 10	P-Lam	2	50210/5	(2-28")	9,340	53610/5	(2-28")	7,830
120	54	8 - 10	8 - 10	Wood	2	50211/2	(2-30")	12,250	53611/2	(2-30")	10,635
132	48	8 - 10	8 - 10	Wood	2	50212/2	(2-28")	11,895	53612/2	(2-28")	10,395
132	54	8 - 10	8 - 10	Wood	2	50213/2	(2-30")	13,180	53613/2	(2-30")	11,575

These models are constructed without support rails – bases are attached directly to tops.

Mirror-Polished



Anodized Aluminum



*Based on a chair width of 25".

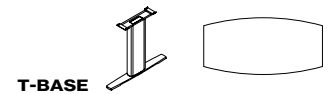
L	x	D	Sugg Seat Capacity	Top Finish	Top Sections	Model Number	3 T-Bases	List Price	Model Number	3 T-Bases	List Price
144	48	10 - 12	10 - 12	Wood	2	50214/2	(3-28")	14,390	53614/2	(3-28")	12,125
144	54	10 - 12	10 - 12	Wood	2	50215/2	(3-30")	15,930	53615/2	(3-30")	13,505
144	60	10 - 12	10 - 12	Wood	2	50216/2	(3-32")	17,055	53616/2	(3-32")	14,630
156	48	10 - 12	10 - 12	Wood	2	50217/2	(3-28")	15,295	53617/2	(3-28")	13,025
156	54	12 - 14	12 - 14	Wood	2	50218/2	(3-30")	16,955	53618/2	(3-30")	14,535
156	60	12 - 14	12 - 14	Wood	2	50219/2	(3-32")	18,185	53619/2	(3-32")	15,760
156	*66	12 - 14	12 - 14	Wood	2	50220/2	(3-34")	19,490	53620/2	(3-34")	16,960
168	48	12 - 14	12 - 14	Wood	2	50221/2	(3-28")	16,900	53621/2	(3-28")	14,655
168	54	12 - 14	12 - 14	Wood	2	50222/2	(3-30")	18,675	53622/2	(3-30")	16,265
168	60	12 - 14	12 - 14	Wood	2	50223/2	(3-32")	20,030	53623/2	(3-32")	17,610
168	*66	12 - 14	12 - 14	Wood	2	50224/2	(3-34")	21,450	53624/2	(3-34")	18,920



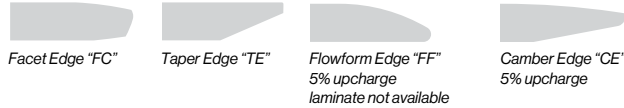
For Rush Ship items, see pages 45-46 for details.

VOX® CONFERENCE TABLES

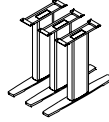
BOAT SHAPE



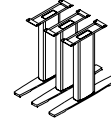
Specify edge type, add the two letter code after the model number.



Mirror-Polished



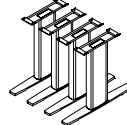
Anodized Aluminum



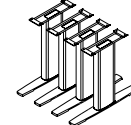
*Based on a chair width of 25".

L	x	D	Sugg Seat Capacity	Top Finish	Top Sections	Model Number	3 T-Bases	List Price	Model Number	3 T-Bases	List Price
180	48	12-14	Wood	3	50225/2	(3-28")	17,635	53625/2	(3-28")	15,380	
180	54	14-16	Wood	3	50226/2	(3-30")	19,490	53626/2	(3-30")	17,090	
180	60	14-16	Wood	3	50227/2	(3-32")	20,940	53627/2	(3-32")	18,525	
180	66	14-16	Wood	3	50228/2	(3-34")	22,465	53628/2	(3-34")	19,940	
180	72	14-16	Wood	3	50229/2	(3-36")	24,485	53629/2	(3-36")	21,660	

Mirror-Polished

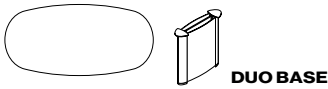


Anodized Aluminum

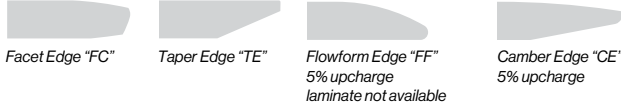


*Based on a chair width of 25".

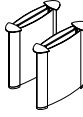
L	x	D	Sugg Seat Capacity	Top Finish	Top Sections	Model Number	4 T-Bases	List Price	Model Number	4 T-Bases	List Price
192	54	14-16	Wood	4	50230/2	(4-30")	22,685	53630/2	(4-30")	19,475	
192	60	14-16	Wood	4	50231/2	(4-32")	24,315	53631/2	(4-32")	21,080	
192	66	14-16	Wood	4	50232/2	(4-34")	26,025	53632/2	(4-34")	22,640	
192	72	14-16	Wood	4	50233/2	(4-36")	28,400	53633/2	(4-36")	24,635	
204	54	14-16	Wood	4	50234/2	(4-30")	23,550	53634/2	(4-30")	20,330	
204	60	16-18	Wood	4	50235/2	(4-32")	25,220	53635/2	(4-32")	22,015	
204	66	16-18	Wood	4	50236/2	(4-34")	27,055	53636/2	(4-34")	23,670	
204	72	16-18	Wood	4	50237/2	(4-36")	29,540	53637/2	(4-36")	25,760	
204	78	16-18	Wood	4	50238/2	(4-38")	31,200	53638/2	(4-38")	27,465	
216	54	16-18	Wood	4	50239/2	(4-30")	24,995	53639/2	(4-30")	21,785	
216	60	16-18	Wood	4	50240/2	(4-32")	26,845	53640/2	(4-32")	23,615	
216	66	16-18	Wood	4	50241/2	(4-34")	28,815	53641/2	(4-34")	25,415	
216	72	16-18	Wood	4	50242/2	(4-36")	31,440	53642/2	(4-36")	27,650	
216	78	16-18	Wood	4	50243/2	(4-38")	33,230	53643/2	(4-38")	29,520	
228	54	16-18	Wood	4	50244/2	(4-30")	26,035	53644/2	(4-30")	22,830	
228	60	16-18	Wood	4	50245/2	(4-32")	28,020	53645/2	(4-32")	24,785	
228	66	18-20	Wood	4	50246/2	(4-34")	30,695	53646/2	(4-34")	27,320	
228	72	18-20	Wood	4	50247/2	(4-36")	32,830	53647/2	(4-36")	29,045	
228	78	18-20	Wood	4	50248/2	(4-38")	34,745	53648/2	(4-38")	31,035	
228	84	18-20	Wood	4	50249/2	(4-40")	36,710	53649/2	(4-40")	32,985	
240	54	16-18	Wood	4	50250/2	(4-30")	27,375	53650/2	(4-30")	24,180	
240	60	18-20	Wood	4	50251/2	(4-32")	29,515	53651/2	(4-32")	26,255	
240	66	18-20	Wood	4	50252/2	(4-34")	31,730	53652/2	(4-34")	28,325	
240	72	18-20	Wood	4	50253/2	(4-36")	34,590	53653/2	(4-36")	30,825	
240	78	18-20	Wood	4	50254/2	(4-38")	36,665	53654/2	(4-38")	32,945	
240	84	18-20	Wood	4	50255/2	(4-40")	38,750	53655/2	(4-40")	35,040	



Specify edge type; add the two letter code after the model number.



Anodized Aluminum Base Ends

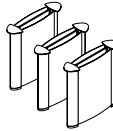


*Based on a chair width of 25".

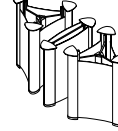
L	x	D	Sugg Seat Capacity	Top Finish	Top Sections	Model Number	2 Duo Bases	List Price
72	36	4-6	4-6	Wood	1	22860/2	(2-22")	5,560
72	36	4-6	4-6	P-Lam	1	22860/5	(2-22")	4,755
78	38	6-8	6-8	Wood	1	22861/2	(2-22")	6,045
78	38	6-8	6-8	P-Lam	1	22861/5	(2-22")	5,120
84	38	6-8	6-8	Wood	1	20776/2	(2-22")	6,305
84	38	6-8	6-8	P-Lam	1	20776/5	(2-22")	5,340
84	42	6-8	6-8	Wood	1	22862/2	(2-22")	6,745
84	42	6-8	6-8	P-Lam	1	22862/5	(2-22")	5,665
96	42	6-8	6-8	Wood	1	22863/2	(2-22")	7,410
96	42	6-8	6-8	P-Lam	1	22863/5	(2-22")	6,140
96	48	6-8	6-8	Wood	1	22031/2	(2-24")	8,155
96	48	6-8	6-8	P-Lam	1	22031/5	(2-24")	6,740
108	42	6-8	6-8	Wood	1	22864/2	(2-22")	8,045
108	42	6-8	6-8	P-Lam	1	22864/5	(2-22")	6,650
108	48	8-10	8-10	Wood	1	20777/2	(2-24")	8,885
108	48	8-10	8-10	P-Lam	1	20777/5	(2-24")	7,300
120	42	8-10	8-10	Wood	2	22865/2	(2-24")	9,465
120	42	8-10	8-10	P-Lam	2	22865/5	(2-24")	7,915
120	48	8-10	8-10	Wood	2	22866/2	(2-24")	10,380
120	48	8-10	8-10	P-Lam	2	22866/5	(2-24")	8,610
120	54	8-10	8-10	Wood	2	20778/2	(2-28")	11,580
132	48	10-12	10-12	Wood	2	22867/2	(2-24")	11,400
132	54	10-12	10-12	Wood	2	22868/2	(2-28")	12,610

These models are constructed without support rails – bases are attached directly to tops.

Anodized Aluminum Base Ends



Anodized Aluminum Base Ends

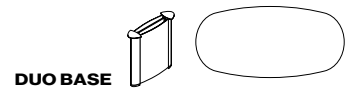


*Based on a chair width of 25".

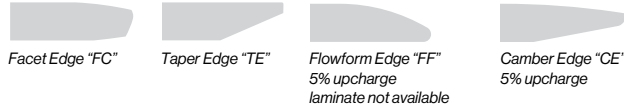
L	x	D	Sugg Seat Capacity	Top Finish	Top Sections	Model Number	3 Duo Bases	List Price	Model Number	2 Tri Bases 1 Duo Base	List Price
144	48	10-12	10-12	Wood	2	22869/2	(2-24", 26")	13,365	50414/2	(2-28" dia, 26")	14,240
144	54	10-12	10-12	Wood	2	22870/2	(2-24", 28")	14,580	50415/2	(2-28" dia, 28")	15,465
144	60	10-12	10-12	Wood	2	20779/2	(2-26", 32")	15,750	50416/2	(2-28" dia, 32")	16,635
156	48	12-14	12-14	Wood	2	22871/2	(2-24", 26")	14,345	50417/2	(2-28" dia, 26")	15,235
156	54	12-14	12-14	Wood	2	22872/2	(2-24", 28")	15,690	50418/2	(2-28" dia, 28")	16,385
156	60	12-14	12-14	Wood	2	20780/2	(2-26", 32")	15,990	50419/2	(2-28" dia, 32")	17,775
156	66	12-14	12-14	Wood	3	20781/2	(2-28", 34")	16,415	50420/2	(2-30" dia, 34")	19,220
168	48	12-14	12-14	Wood	2	22873/2	(2-24", 26")	16,045	50421/2	(2-28" dia, 26")	16,920
168	54	12-14	12-14	Wood	2	22874/2	(2-24", 28")	17,520	50422/2	(2-28" dia, 28")	18,400
168	60	12-14	12-14	Wood	2	22875/2	(2-26", 32")	18,965	50423/2	(2-28" dia, 32")	19,830
168	66	12-14	12-14	Wood	3	20782/2	(2-28", 34")	20,485	50424/2	(2-30" dia, 34")	21,315

VOX® CONFERENCE TABLES

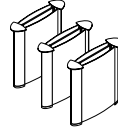
SUPER ELLIPSE SHAPE



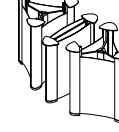
Specify edge type; add the two letter code after the model number.



Anodized Aluminum Base Ends



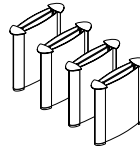
Anodized Aluminum Base Ends




*Based on a chair width of 25".

L" x D"	Sugg Seat Capacity*	Top Finish	Top Sections	Model Number	3 Duo Bases	List Price	Model Number	2 Tri Bases 1 Duo Base	List Price
180 x 48	14 - 16	Wood	3	22876/2	(2-24", 26")	16,860	50425/2	(2-28" dia, 26")	17,735
180 x 54	14 - 16	Wood	3	22877/2	(2-24", 28")	18,410	50426/2	(2-28" dia, 28")	20,475
180 x 60	14 - 16	Wood	3	22878/2	(2-26", 32")	19,945	50427/2	(2-28" dia, 32")	20,810
180 x 66	14 - 16	Wood	3	20783/2	(2-28", 34")	21,600	50428/2	(2-30" dia, 34")	23,620
180 x 72	14 - 16	Wood	3	20784/2	(2-30", 36")	23,175	50429/2	(2-32" dia, 36")	24,125
192 x 54	14 - 16	Wood	4	22879/2	(2-24", 28")	19,845	50430/2	(2-28" dia, 28")	20,735
192 x 60	14 - 16	Wood	4	22880/2	(2-26", 32")	21,535	50431/2	(2-28" dia, 32")	22,800
192 x 66	14 - 16	Wood	4	20785/2	(2-28", 34")	23,340	50432/2	(2-30" dia, 34")	24,140
192 x 72	14 - 16	Wood	4	20786/2	(2-30", 36")	25,070	50433/2	(2-32" dia, 36")	26,010
204 x 54	16 - 18	Wood	4	22881/2	(2-24", 28")	20,765	50434/2	(2-28" dia, 28")	21,650
204 x 60	16 - 18	Wood	4	22882/2	(2-26", 32")	22,555	50435/2	(2-28" dia, 32")	23,815
204 x 66	16 - 18	Wood	4	20787/2	(2-28", 34")	24,470	50436/2	(2-30" dia, 34")	25,270
204 x 72	16 - 18	Wood	4	20788/2	(2-30", 36")	26,310	50437/2	(2-32" dia, 36")	27,240
204 x 78	16 - 18	Wood	4	20789/2	(2-32", 38")	28,130	50438/2	(2-34" dia, 38")	29,025
216 x 54	16 - 18	Wood	4	22883/2	(2-24", 28")	22,350	50439/2	(2-28" dia, 28")	23,230
216 x 60	16 - 18	Wood	4	22884/2	(2-26", 32")	24,300	50440/2	(2-28" dia, 32")	25,170
216 x 66	16 - 18	Wood	4	20790/2	(2-28", 34")	26,375	50441/2	(2-30" dia, 34")	27,175
216 x 72	16 - 18	Wood	4	20791/2	(2-30", 36")	28,375	50442/2	(2-32" dia, 36")	29,295
216 x 78	16 - 18	Wood	4	20792/2	(2-32", 38")	30,350	50443/2	(2-34" dia, 38")	31,240

Anodized Aluminum Base Ends

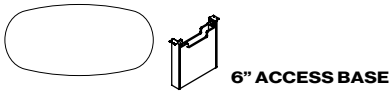


Anodized Aluminum Base Ends



*Based on a chair width of 25".

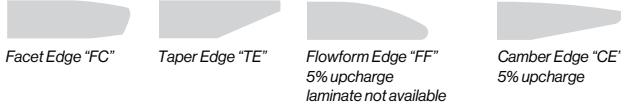
L x D	Sugg Seat Capacity*	Top Finish	Top Sections	Model Number	4 Duo Bases	List Price	Model Number	2 Tri Bases 2 Duo Base	List Price
228 x 54	18 - 20	Wood	4	22885/2	(2-24", 2-28")	24,665	50444/2	(2-28" dia, 2-28")	25,550
228 x 60	18 - 20	Wood	4	22886/2	(2-26", 2-32")	26,810	50445/2	(2-28" dia, 2-32")	27,675
228 x 66	18 - 20	Wood	4	20793/2	(2-28", 2-34")	29,670	50446/2	(2-30" dia, 2-34")	30,460
228 x 72	18 - 20	Wood	4	20794/2	(2-30", 2-36")	31,205	50447/2	(2-32" dia, 2-36")	32,135
228 x 78	18 - 20	Wood	4	20795/2	(2-32", 2-38")	33,355	50448/2	(2-34" dia, 2-38")	34,260
228 x 84	18 - 20	Wood	4	20796/2	(2-34", 2-40")	35,425	50449/2	(2-36" dia, 2-40")	36,375
240 x 54	18 - 20	Wood	4	22887/2	(2-24", 2-28")	26,150	50450/2	(2-28" dia, 2-28")	27,015
240 x 60	18 - 20	Wood	4	22888/2	(2-26", 2-32")	28,400	50451/2	(2-28" dia, 2-32")	29,285
240 x 66	18 - 20	Wood	4	20797/2	(2-28", 2-34")	30,750	50452/2	(2-30" dia, 2-34")	31,555
240 x 72	18 - 20	Wood	4	20798/2	(2-30", 2-36")	33,120	50453/2	(2-32" dia, 2-36")	34,060
240 x 78	18 - 20	Wood	4	20799/2	(2-32", 2-38")	35,430	50454/2	(2-34" dia, 2-38")	36,310
240 x 84	18 - 20	Wood	4	20800/2	(2-34", 2-40")	37,645	50455/2	(2-36" dia, 2-40")	38,600



VOX® CONFERENCE TABLES

SUPER ELLIPSE SHAPE DESIGN - NIENKAMPER

Specify edge type; add the two letter code after the model number.



*Based on a chair width of 25".

L"	x	D"	Sugg Seat Capacity	Top Finish	Top Sections	Model Number	Base Size"	2 Access Bases List Price	Model Number	Base Size"	2 Access Bases List Price
72	36	4-6		Wood	1	62011/2	2-19	5,890	62012/2	2-19	5,990
72	36	4-6		P-Lam	1	62011/5	2-19	5,100	62012/5	2-19	5,215
78	38	4-6		Wood	1	62021/2	2-19	6,345	62022/2	2-19	6,460
78	38	4-6		P-Lam	1	62021/5	2-19	5,455	62022/5	2-19	5,570
84	38	6-8		Wood	1	62031/2	2-19	6,615	62032/2	2-19	6,720
84	38	6-8		P-Lam	1	62031/5	2-19	5,675	62032/5	2-19	5,775
84	42	6-8		Wood	1	62041/2	2-19	7,035	62042/2	2-19	7,150
84	42	6-8		P-Lam	1	62041/5	2-19	5,980	62042/5	2-19	6,095
96	42	6-8		Wood	1	62051/2	2-19	7,685	62052/2	2-19	7,795
96	42	6-8		P-Lam	1	62051/5	2-19	6,455	62052/5	2-19	6,565
96	48	6-8		Wood	1	62061/2	2-24	8,405	62062/2	2-24	8,515
96	48	6-8		P-Lam	1	62061/5	2-24	7,030	62062/5	2-24	7,145
108	42	8-10		Wood	1	62071/2	2-19	8,300	62072/2	2-19	8,410
108	42	8-10		P-Lam	1	62071/5	2-19	6,950	62072/5	2-19	7,055
108	48	8-10		Wood	1	62081/2	2-24	9,120	62082/2	2-24	9,225
108	48	8-10		P-Lam	1	62081/5	2-24	7,575	62082/5	2-24	7,685
120	42	8-10		Wood	2	62091/2	2-19	9,680	62092/2	2-19	9,785
120	42	8-10		P-Lam	2	62091/5	2-19	8,170	62092/5	2-19	8,280
120	48	8-10		Wood	2	62101/2	2-24	10,565	62102/2	2-24	10,680
120	48	8-10		P-Lam	2	62101/5	2-24	8,850	62102/5	2-24	8,960
120	54	8-10		Wood	2	62111/2	2-24	11,735	62112/2	2-24	11,835
132	48	8-10		Wood	2	62121/2	2-24	11,560	62122/2	2-24	11,665
132	54	8-10		Wood	2	62131/2	2-24	12,725	62132/2	2-24	12,835

These models are constructed without support rails - bases are attached directly to tops.

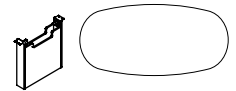
*Based on a chair width of 25".

L"	x	D"	Sugg Seat Capacity	Top Finish	Top Sections	Model Number	Base Size"	3 Access Bases List Price	Model Number	Base Size"	3 Access Bases List Price
144	48	10-12		Wood	2	62141/2	3-24	13,465	62142/2	3-24	13,575
144	54	10-12		Wood	2	62151/2	3-24	14,645	62152/2	3-24	14,750
144	60	10-12		Wood	2	62161/2	3-28	15,780	62162/2	3-28	15,890
156	48	10-12		Wood	2	62171/2	3-24	14,415	62172/2	3-24	14,525
156	54	12-14		Wood	2	62181/2	3-24	15,720	62182/2	3-24	15,830
156	60	12-14		Wood	2	62191/2	3-28	16,985	62192/2	3-28	17,090
156	66	12-14		Wood	3	62201/2	3-32	18,355	62202/2	3-32	18,470
168	48	12-14		Wood	2	62211/2	3-24	16,065	62212/2	3-24	16,175
168	54	12-14		Wood	2	62221/2	3-24	17,485	62222/2	3-24	17,600
168	60	12-14		Wood	2	62231/2	3-28	18,895	62232/2	3-28	19,005
168	66	12-14		Wood	3	62241/2	3-32	20,375	62242/2	3-32	20,485

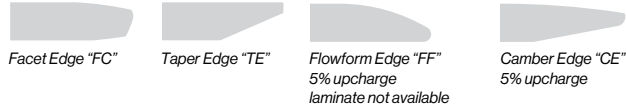
VOX® CONFERENCE TABLES

SUPER ELLIPSE SHAPE DESIGN - NIENKÄMPER

6" ACCESS BASE



Specify edge type; add the two letter code after the model number.

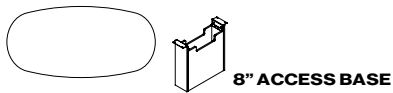


*Based on a chair width of 25".

L"	x	D"	Sugg Seat Capacity	Top Finish	Top Sections	Model Number	Base Size"	No Trim 3 Access Bases List Price	Model Number	Base Size"	With Anodized Aluminum Trim 3 Access Bases List Price
180	48	12-14		Wood	3	62251/2	3-24	16,860	62252/2	3-24	16,965
180	54	14-16		Wood	3	62261/2	3-24	18,350	62262/2	3-24	18,465
180	60	14-16		Wood	3	62271/2	3-28	19,850	62272/2	3-28	19,960
180	66	14-16		Wood	3	62281/2	3-32	21,455	62282/2	3-32	21,565
180	72	14-16		Wood	3	62291/2	3-32	22,985	62292/2	3-32	23,095
192	54	14-16		Wood	4	62301/2	3-24	19,760	62302/2	3-24	19,870
192	60	14-16		Wood	4	62311/2	3-28	21,395	62312/2	3-28	21,510
192	66	14-16		Wood	4	62321/2	3-32	23,150	62322/2	3-32	23,260
192	72	14-16		Wood	4	62331/2	3-32	24,830	62332/2	3-32	24,935
204	54	14-16		Wood	4	62341/2	3-24	20,655	62342/2	3-24	20,760
204	60	16-18		Wood	4	62351/2	3-28	22,385	62352/2	3-28	22,500
204	66	16-18		Wood	4	62361/2	3-32	24,250	62362/2	3-32	24,350
204	72	16-18		Wood	4	62371/2	3-32	26,030	62372/2	3-32	26,140
204	78	16-18		Wood	4	62381/2	3-32	27,800	62382/2	3-32	27,910
216	54	16-18		Wood	4	62391/2	3-24	22,185	62392/2	3-24	22,295
216	60	16-18		Wood	4	62401/2	3-28	24,085	62402/2	3-28	24,185
216	66	16-18		Wood	4	62411/2	3-32	26,100	62412/2	3-32	26,205
216	72	16-18		Wood	4	62421/2	3-32	28,035	62422/2	3-32	28,145
216	78	16-18		Wood	4	62431/2	3-32	29,960	62432/2	3-32	30,075

*Based on a chair width of 25".

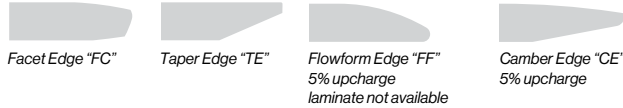
L"	x	D"	Sugg Seat Capacity	Top Finish	Top Sections	Model Number	Base Size"	No Trim 4 Access Bases List Price	Model Number	Base Size"	With Anodized Aluminum Trim 4 Access Bases List Price
228	54	16-18		Wood	4	62441/2	4-24	24,440	62442/2	4-24	24,540
228	60	16-18		Wood	4	62451/2	4-28	26,515	62452/2	4-28	26,630
228	66	18-20		Wood	4	62461/2	4-32	29,295	62462/2	4-32	29,410
228	72	18-20		wood	4	62471/2	4-32	30,785	62472/2	4-32	30,890
228	78	18-20		Wood	4	62481/2	4-32	32,870	62482/2	4-32	32,985
228	84	18-20		Wood	4	62491/2	4-36	34,885	62492/2	4-36	34,990
240	54	16-18		Wood	4	62501/2	4-24	25,880	62502/2	4-24	25,985
240	60	18-20		wood	4	62511/2	4-28	28,065	62512/2	4-28	28,175
240	66	18-20		Wood	4	62521/2	4-32	30,345	62522/2	4-32	30,460
240	72	18-20		Wood	4	62531/2	4-32	32,650	62532/2	4-32	32,755
240	78	18-20		Wood	4	62541/2	4-32	34,890	62542/2	4-32	34,995
240	84	18-20		Wood	4	62551/2	4-36	37,040	62552/2	4-36	37,150



VOX® CONFERENCE TABLES

SUPER ELLIPSE SHAPE DESIGN - NIENKÄMPER

Specify edge type; add the two letter code after the model number.



*Based on a chair width of 25".

L"	x	D"	Sugg Seat Capacity	Top Finish	Top Sections	Model Number	Base Size"	2 Access Bases List Price	Model Number	Base Size"	2 Access Bases List Price
72	36	4-6		Wood	1	62013/2	2-19	5,890	62014/2	2-19	5,990
72	36	4-6		P-Lam	1	62013/5	2-19	5,100	62014/5	2-19	5,215
78	38	4-6		Wood	1	62023/2	2-19	6,345	62024/2	2-19	6,460
78	38	4-6		P-Lam	1	62023/5	2-19	5,455	62024/5	2-19	5,570
84	38	6-8		Wood	1	62033/2	2-19	6,615	62034/2	2-19	6,720
84	38	6-8		P-Lam	1	62033/5	2-19	5,675	62034/5	2-19	5,775
84	42	6-8		Wood	1	62043/2	2-19	7,035	62044/2	2-19	7,150
84	42	6-8		P-Lam	1	62043/5	2-19	5,980	62044/5	2-19	6,095
96	42	6-8		Wood	1	62053/2	2-19	7,685	62054/2	2-19	7,795
96	42	6-8		P-Lam	1	62053/5	2-19	6,455	62054/5	2-19	6,565
96	48	6-8		Wood	1	62063/2	2-24	8,405	62064/2	2-24	8,515
96	48	6-8		P-Lam	1	62063/5	2-24	7,030	62064/5	2-24	7,145
108	42	8-10		Wood	1	62073/2	2-19	8,300	62074/2	2-19	8,410
108	42	8-10		P-Lam	1	62073/5	2-19	6,950	62074/5	2-19	7,055
108	48	8-10		Wood	1	62083/2	2-24	9,120	62084/2	2-24	9,225
108	48	8-10		P-Lam	1	62083/5	2-24	7,575	62084/5	2-24	7,685
120	42	8-10		Wood	2	62093/2	2-19	9,680	62094/2	2-19	9,785
120	42	8-10		P-Lam	2	62093/5	2-19	8,170	62094/5	2-19	8,280
120	48	8-10		Wood	2	62103/2	2-24	10,565	62104/2	2-24	10,680
120	48	8-10		P-Lam	2	62103/5	2-24	8,850	62104/5	2-24	8,960
120	54	8-10		Wood	2	62113/2	2-24	11,735	62114/2	2-24	11,835
132	48	8-10		Wood	2	62123/2	2-24	11,560	62124/2	2-24	11,665
132	54	8-10		Wood	2	62133/2	2-24	12,725	62134/2	2-24	12,835

These models are constructed without support rails - bases are attached directly to tops.

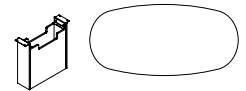
*Based on a chair width of 25".

L"	x	D"	Sugg Seat Capacity	Top Finish	Top Sections	Model Number	Base Size"	3 Access Bases List Price	Model Number	Base Size"	3 Access Bases List Price
144	48	10-12		Wood	2	62143/2	3-24	13,465	62144/2	3-24	13,575
144	54	10-12		Wood	2	62153/2	3-24	14,645	62154/2	3-24	14,750
144	60	10-12		Wood	2	62163/2	3-28	15,780	62164/2	3-28	15,890
156	48	10-12		Wood	2	62173/2	3-24	13,465	62174/2	3-24	14,525
156	54	12-14		Wood	2	62183/2	3-24	14,645	62184/2	3-24	15,830
156	60	12-14		Wood	2	62193/2	3-28	15,780	62194/2	3-28	17,090
156	66	12-14		Wood	3	62203/2	3-32	17,255	62204/2	3-32	18,470
168	48	12-14		Wood	2	62213/2	3-24	16,065	62214/2	3-24	16,175
168	54	12-14		Wood	2	62223/2	3-24	17,485	62224/2	3-24	17,600
168	60	12-14		Wood	2	62233/2	3-28	18,895	62234/2	3-28	19,005
168	66	12-14		Wood	3	62243/2	3-32	20,375	62244/2	3-32	20,485

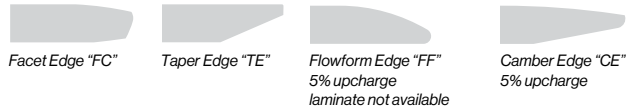
VOX® CONFERENCE TABLES

SUPER ELLIPSE SHAPE DESIGN - NIENKAMPER

8" ACCESS BASE



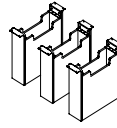
Specify edge type; add the two letter code after the model number.



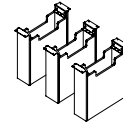
*Based on a chair width of 25".

L"	x	D"	Sugg Seat Capacity	Top Finish	Top Sections	Model Number	Base Size"	3 Access Bases List Price	Model Number	Base Size"	3 Access Bases List Price
180	48	12-14		Wood	3	62253/2	3-24	16,860	62254/2	3-24	16,965
180	54	14-16		Wood	3	62263/2	3-24	18,350	62264/2	3-24	18,465
180	60	14-16		Wood	3	62273/2	3-28	19,850	62274/2	3-28	19,960
180	66	14-16		Wood	3	62283/2	3-32	21,455	62284/2	3-32	21,565
180	72	14-16		Wood	3	62293/2	3-32	22,985	62294/2	3-32	23,095
192	54	14-16		Wood	4	62303/2	3-24	19,760	62304/2	3-24	19,870
192	60	14-16		Wood	4	62313/2	3-28	21,395	62314/2	3-28	21,510
192	66	14-16		Wood	4	62323/2	3-32	23,150	62324/2	3-32	23,260
192	72	14-16		Wood	4	62333/2	3-32	24,830	62334/2	3-32	24,935
204	54	14-16		Wood	4	62343/2	3-24	20,655	62344/2	3-24	20,760
204	60	16-18		Wood	4	62353/2	3-28	22,385	62354/2	3-28	22,500
204	66	16-18		Wood	4	62363/2	3-32	24,250	62364/2	3-32	24,350
204	72	16-18		Wood	4	62373/2	3-32	26,030	62374/2	3-32	26,140
204	78	16-18		Wood	4	62383/2	3-32	27,800	62384/2	3-32	27,910
216	54	16-18		Wood	4	62393/2	3-24	22,185	62394/2	3-24	22,295
216	60	16-18		Wood	4	62403/2	3-28	24,085	62404/2	3-28	24,185
216	66	16-18		Wood	4	62413/2	3-32	26,100	62414/2	3-32	26,205
216	72	16-18		Wood	4	62423/2	3-32	28,035	62424/2	3-32	28,145
216	78	16-18		Wood	4	62433/2	3-32	29,960	62434/2	3-32	30,075

No Trim



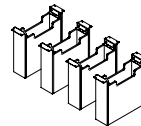
With Anodized Aluminum Trim



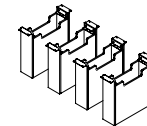
*Based on a chair width of 25".

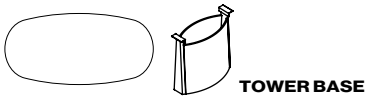
L"	x	D"	Sugg Seat Capacity	Top Finish	Top Sections	Model Number	Base Size"	4 Access Bases List Price	Model Number	Base Size"	4 Access Bases List Price
228	54	16-18		Wood	4	62443/2	4-24	24,440	62444/2	4-24	24,540
228	60	16-18		Wood	4	62453/2	4-28	26,515	62454/2	4-28	26,630
228	66	18-20		Wood	4	62463/2	4-32	29,295	62464/2	4-32	29,410
228	72	18-20		wood	4	62473/2	4-32	30,785	62474/2	4-32	30,890
228	78	18-20		Wood	4	62483/2	4-32	32,870	62484/2	4-32	32,985
228	84	18-20		Wood	4	62493/2	4-36	34,885	62494/2	4-36	34,990
240	54	16-18		Wood	4	62503/2	4-24	25,880	62504/2	4-24	25,985
240	60	18-20		wood	4	62513/2	4-28	28,065	62514/2	4-28	28,175
240	66	18-20		Wood	4	62523/2	4-32	30,345	62524/2	4-32	30,460
240	72	18-20		Wood	4	62533/2	4-32	32,650	62534/2	4-32	32,755
240	78	18-20		Wood	4	62543/2	4-32	34,890	62544/2	4-32	34,995
240	84	18-20		Wood	4	62553/2	4-36	37,040	62554/2	4-36	38,265

No Trim



With Anodized Aluminum Trim





VOX® CONFERENCE TABLES

SUPER ELLIPSE SHAPE DESIGN - NIENKAMPER

Specify edge type; add the two letter code after the model number.



Facet Edge "FC"



Taper Edge "TE"



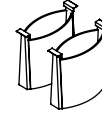
Flowform Edge "FF"
5% upcharge
laminates not available



Camber Edge "CE"
5% upcharge

*Based on a chair width of 25".

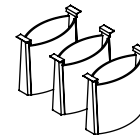
L"	x	D"	Sugg Seat Capacity	Top Finish	Top Sections	Model Number	Base Size"	2 Tower Bases List Price
72	36	4-6		Wood	1	83201/2	2-20	6,070
72	36	4-6		P-Lam	1	83201/5	2-20	5,255
78	38	4-6		Wood	1	83202/2	2-20	6,540
78	38	4-6		P-Lam	1	83202/5	2-20	5,620
84	38	6-8		Wood	1	83203/2	2-20	6,815
84	38	6-8		P-Lam	1	83203/5	2-20	5,850
84	42	6-8		Wood	1	83204/2	2-20	7,250
84	42	6-8		P-Lam	1	83204/5	2-20	6,160
96	42	6-8		Wood	1	83205/2	2-20	7,920
96	42	6-8		P-Lam	1	83205/5	2-20	6,650
96	48	6-8		Wood	1	83206/2	2-24	8,660
96	48	6-8		P-Lam	1	83206/5	2-24	7,245
108	42	8-10		Wood	1	83207/2	2-20	8,550
108	42	8-10		P-Lam	1	83207/5	2-20	7,160
108	48	8-10		Wood	1	83208/2	2-24	9,395
108	48	8-10		P-Lam	1	83208/5	2-24	7,805
120	42	8-10		Wood	2	83209/2	2-20	9,975
120	42	8-10		P-Lam	2	83209/5	2-20	8,420
120	48	8-10		Wood	2	83210/2	2-24	10,885
120	48	8-10		P-Lam	2	83210/5	2-24	9,120
120	54	8-10		Wood	2	83211/2	2-24	12,090
132	48	8-10		Wood	2	83212/2	2-24	11,910
132	54	8-10		Wood	2	83213/2	2-24	13,110
144	48	10-12		Wood	2	83214/2	2-24	13,870
144	54	10-12		Wood	2	83215/2	2-24	15,085
144	60	10-12		Wood	2	83216/2	2-30	16,255



These models are constructed without support rails - bases are attached directly to tops.

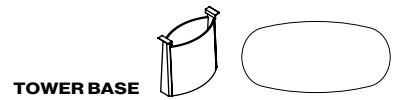
*Based on a chair width of 25".

L"	x	D"	Sugg Seat Capacity	Top Finish	Top Sections	Model Number	Base Size"	3 Tower Bases List Price
156	48	10-12		Wood	2	83217/2	3-24	14,850
156	54	12-14		Wood	2	83218/2	3-24	16,195
156	60	12-14		Wood	2	83219/2	3-30	17,495
156	66	12-14		Wood	3	83220/2	3-30	18,910
168	48	12-14		Wood	2	83221/2	3-24	16,550
168	54	12-14		Wood	2	83222/2	3-24	18,010
168	60	12-14		Wood	2	83223/2	3-30	19,465
168	66	12-14		Wood	3	83224/2	3-30	20,990

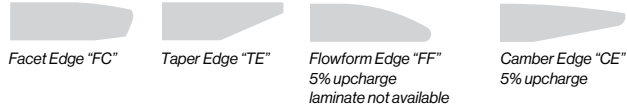


VOX® CONFERENCE TABLES

SUPER ELLIPSE SHAPE DESIGN - NIENKAMPER

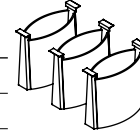


Specify edge type, add the two letter code after the model number.




*Based on a chair width of 25".

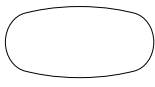
L"	x	D"	Sugg Seat Capacity	Top Finish	Top Sections	Model Number	Base Size"	3 Tower Bases List Price
180	48	12-14		Wood	3	83225/2	3-24	17,370
180	54	14-16		Wood	3	83226/2	3-24	18,905
180	60	14-16		Wood	3	83227/2	3-30	20,450
180	66	14-16		Wood	3	83228/2	3-30	22,100
180	72	14-16		Wood	3	83229/2	3-36	23,675
192	54	14-16		Wood	4	83230/2	3-24	20,355
192	60	14-16		Wood	4	83231/2	3-30	22,040
192	66	14-16		Wood	4	83232/2	3-30	23,845
192	72	14-16		Wood	4	83233/2	3-36	25,575
204	54	14-16		Wood	4	83234/2	3-24	21,275
204	60	16-18		Wood	4	83235/2	3-30	23,060
204	66	16-18		Wood	4	83236/2	3-30	24,980
204	72	16-18		Wood	4	83237/2	3-36	26,815
204	78	16-18		Wood	4	83238/2	3-36	28,635
216	54	16-18		Wood	4	83239/2	3-24	22,855
216	60	16-18		Wood	4	83240/2	3-30	24,810
216	66	16-18		Wood	4	83241/2	3-30	26,885
216	72	16-18		Wood	4	83242/2	3-36	28,880
216	78	16-18		Wood	4	83243/2	3-36	30,860



*Based on a chair width of 25".

L"	x	D"	Sugg Seat Capacity	Top Finish	Top Sections	Model Number	Base Size"	4 Tower Bases List Price
228	54	16-18		Wood	4	83244/2	4-24	25,175
228	60	16-18		Wood	4	83245/2	4-30	27,315
228	66	18-20		Wood	4	83246/2	4-30	30,175
228	72	18-20		wood	4	83247/2	4-36	31,710
228	78	18-20		Wood	4	83248/2	4-36	33,860
228	84	18-20		Wood	4	83249/2	4-36	35,935
240	54	16-18		Wood	4	83250/2	4-24	26,660
240	60	18-20		wood	4	83251/2	4-30	28,910
240	66	18-20		Wood	4	83252/2	4-30	31,260
240	72	18-20		Wood	4	83253/2	4-36	33,630
240	78	18-20		Wood	4	83254/2	4-36	35,940
240	84	18-20		Wood	4	83255/2	4-36	38,155





TAPER BASE

VOX® CONFERENCE TABLES

SUPER ELLIPSE SHAPE

Specify edge type; add the two letter code after the model number.



Facet Edge "FC"



Taper Edge "TE"



Flowform Edge "FF"
5% upcharge
laminates not available



Camber Edge "CE"
5% upcharge

Mirror-Polished




Metallic Silver Paint



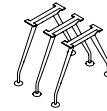
*Based on a chair width of 25".

L	x	D	Sugg Seat Capacity	Top Finish	Top Sections	Model Number	2 Taper Bases	List Price	Model Number	2 Taper Bases	List Price
72	36	4 - 6	4 - 6	Wood	1	50501/2	(2-24")	7,395	53701/2	(2-24")	5,890
72	36	4 - 6	4 - 6	P-Lam	1	50501/5	(2-24")	6,600	53701/5	(2-24")	5,080
78	38	4 - 6	4 - 6	Wood	1	50502/2	(2-24")	7,860	53702/2	(2-24")	6,345
78	38	4 - 6	4 - 6	P-Lam	1	50502/5	(2-24")	6,945	53702/5	(2-24")	5,455
84	38	6 - 8	6 - 8	Wood	1	50503/2	(2-24")	8,190	53703/2	(2-24")	6,680
84	38	6 - 8	6 - 8	P-Lam	1	50503/5	(2-24")	7,225	53703/5	(2-24")	5,725
84	42	6 - 8	6 - 8	Wood	1	50504/2	(2-26")	8,720	53704/2	(2-26")	7,270
84	42	6 - 8	6 - 8	P-Lam	1	50504/5	(2-26")	7,640	53704/5	(2-26")	6,170
96	42	6 - 8	6 - 8	Wood	1	50505/2	(2-26")	9,370	53705/2	(2-26")	7,915
96	42	6 - 8	6 - 8	P-Lam	1	50505/5	(2-26")	8,120	53705/5	(2-26")	6,670
96	48	6 - 8	6 - 8	Wood	1	50506/2	(2-28")	10,200	53706/2	(2-28")	8,720
96	48	6 - 8	6 - 8	P-Lam	1	50506/5	(2-28")	8,795	53706/5	(2-28")	7,305
108	42	6 - 8	6 - 8	Wood	1	50507/2	(2-26")	10,095	53707/2	(2-26")	8,625
108	42	6 - 8	6 - 8	P-Lam	1	50507/5	(2-26")	8,695	53707/5	(2-26")	7,235
108	48	8 - 10	8 - 10	Wood	1	50508/2	(2-28")	10,950	53708/2	(2-28")	9,465
108	48	8 - 10	8 - 10	P-Lam	1	50508/5	(2-28")	9,355	53708/5	(2-28")	7,860
120	42	8 - 10	8 - 10	Wood	2	50509/2	(2-26")	10,795	53709/2	(2-26")	9,340
120	42	8 - 10	8 - 10	P-Lam	2	50509/5	(2-26")	9,250	53709/5	(2-26")	7,795
120	48	8 - 10	8 - 10	Wood	2	50510/2	(2-28")	11,745	53710/2	(2-28")	10,265
120	48	8 - 10	8 - 10	P-Lam	2	50510/5	(2-28")	9,955	53710/5	(2-28")	8,485
120	54	8 - 10	8 - 10	Wood	2	50511/2	(2-30")	12,785	53711/2	(2-30")	11,285
132	48	8 - 10	8 - 10	Wood	2	50512/2	(2-28")	12,735	53712/2	(2-28")	11,260
132	54	8 - 10	8 - 10	Wood	2	50513/2	(2-30")	13,795	53713/2	(2-30")	12,305

Mirror-Polished



Metallic Silver Paint

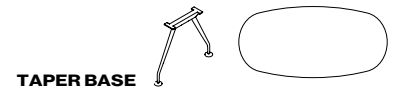


*Based on a chair width of 25".

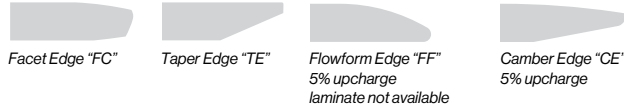
L	x	D	Sugg Seat Capacity	Top Finish	Top Sections	Model Number	3 Taper Bases	List Price	Model Number	3 Taper Bases	List Price
144	48	10 - 12	10 - 12	Wood	2	50514/2	(3-28")	15,410	53714/2	(3-28")	13,170
144	54	10 - 12	10 - 12	Wood	2	50515/2	(3-30")	16,530	53715/2	(3-30")	14,300
144	60	10 - 12	10 - 12	Wood	2	50516/2	(3-32")	18,115	53716/2	(3-32")	15,745
156	48	10 - 12	10 - 12	Wood	2	50517/2	(3-28")	16,380	53717/2	(3-28")	14,165
156	54	12 - 14	12 - 14	Wood	2	50518/2	(3-30")	17,635	53718/2	(3-30")	15,415
156	60	12 - 14	12 - 14	Wood	2	50519/2	(3-32")	19,355	53719/2	(3-32")	16,965
156	66	12 - 14	12 - 14	Wood	3	50520/2	(3-34")	20,610	53720/2	(3-34")	18,230
168	48	12 - 14	12 - 14	Wood	2	50521/2	(3-28")	18,085	53721/2	(3-28")	15,850
168	54	12 - 14	12 - 14	Wood	2	50522/2	(3-30")	19,470	53722/2	(3-30")	17,235
168	60	12 - 14	12 - 14	Wood	2	50523/2	(3-32")	21,305	53723/2	(3-32")	18,920
168	66	12 - 14	12 - 14	Wood	3	50524/2	(3-34")	22,680	53724/2	(3-34")	20,310

VOX® CONFERENCE TABLES

SUPER ELLIPSE SHAPE



Specify edge type, add the two letter code after the model number.



Mirror-Polished



Metallic Silver Paint



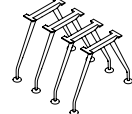
*Based on a chair width of 25".

L" x D"	Sugg Seat Capacity*	Top Finish	Top Sections	Model Number	3 Taper Bases	List Price	Model Number	3 Taper Bases	List Price
180 x 48	12 - 14	Wood	3	50525/2	(3-28")	18,890	53725/2	(3-28")	16,645
180 x 54	14 - 16	Wood	3	50526/2	(3-30")	20,360	53726/2	(3-30")	18,120
180 x 60	14 - 16	Wood	3	50527/2	(3-32")	22,290	53727/2	(3-32")	19,935
180 x 66	14 - 16	Wood	3	50528/2	(3-34")	23,770	53728/2	(3-34")	21,410
180 x 72	14 - 16	Wood	3	50529/2	(3-36")	25,365	53729/2	(3-36")	22,925

Mirror-Polished

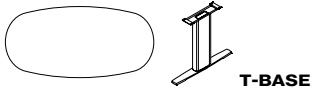


Metallic Silver Paint



*Based on a chair width of 25".

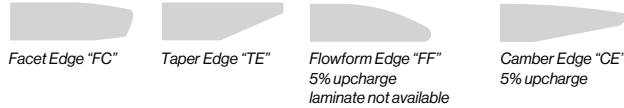
L" x D"	Sugg Seat Capacity*	Top Finish	Top Sections	Model Number	4 Taper Bases	List Price	Model Number	4 Taper Bases	List Price
192 x 54	14 - 16	Wood	4	50530/2	(4-30")	23,605	53730/2	(4-30")	20,615
192 x 60	14 - 16	Wood	4	50531/2	(4-32")	25,815	53731/2	(4-32")	22,655
192 x 66	14 - 16	Wood	4	50532/2	(4-34")	27,460	53732/2	(4-34")	24,300
192 x 72	14 - 16	Wood	4	50533/2	(4-36")	29,210	53733/2	(4-36")	25,985
204 x 54	14 - 16	Wood	4	50534/2	(4-30")	24,510	53734/2	(4-30")	21,530
204 x 60	16 - 18	Wood	4	50535/2	(4-32")	26,840	53735/2	(4-32")	23,675
204 x 66	16 - 18	Wood	4	50536/2	(4-34")	28,585	53736/2	(4-34")	25,415
204 x 72	16 - 18	Wood	4	50537/2	(4-36")	30,440	53737/2	(4-36")	27,215
204 x 78	16 - 18	Wood	4	50538/2	(4-38")	32,230	53738/2	(4-38")	29,010
216 x 54	16 - 18	Wood	4	50539/2	(4-30")	26,075	53739/2	(4-30")	23,105
216 x 60	16 - 18	Wood	4	50540/2	(4-32")	28,585	53740/2	(4-32")	25,415
216 x 66	16 - 18	Wood	4	50541/2	(4-34")	30,490	53741/2	(4-34")	27,325
216 x 72	16 - 18	Wood	4	50542/2	(4-36")	32,510	53742/2	(4-36")	29,280
216 x 78	16 - 18	Wood	4	50543/2	(4-38")	34,450	53743/2	(4-38")	31,225
228 x 54	16 - 18	Wood	4	50544/2	(4-30")	27,215	53744/2	(4-30")	24,245
228 x 60	16 - 18	Wood	4	50545/2	(4-32")	29,860	53745/2	(4-32")	26,695
228 x 66	18 - 20	Wood	4	50546/2	(4-34")	32,560	53746/2	(4-34")	29,390
228 x 72	18 - 20	Wood	4	50547/2	(4-36")	34,030	53747/2	(4-36")	30,810
228 x 78	18 - 20	Wood	4	50548/2	(4-38")	36,115	53748/2	(4-38")	32,885
228 x 84	18 - 20	Wood	4	50549/2	(4-40")	38,145	53749/2	(4-40")	34,920
240 x 54	16 - 18	Wood	4	50550/2	(4-30")	28,690	53750/2	(4-30")	25,720
240 x 60	18 - 20	Wood	4	50551/2	(4-32")	31,465	53751/2	(4-32")	28,290
240 x 66	18 - 20	Wood	4	50552/2	(4-34")	33,660	53752/2	(4-34")	30,475
240 x 72	18 - 20	Wood	4	50553/2	(4-36")	35,950	53753/2	(4-36")	32,730
240 x 78	18 - 20	Wood	4	50554/2	(4-38")	38,180	53754/2	(4-38")	34,950
240 x 84	18 - 20	Wood	4	50555/2	(4-40")	40,370	53755/2	(4-40")	37,135



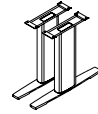
VOX® CONFERENCE TABLES

SUPER ELLIPSE SHAPE

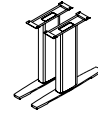
Specify edge type; add the two letter code after the model number.



Mirror-Polished



Anodized Aluminum

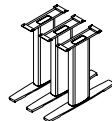


*Based on a chair width of 25".

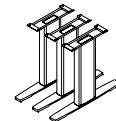
L	x	D	Sugg Seat Capacity	Top Finish	Top Sections	Model Number	2 T-Bases	List Price	Model Number	2 T-Bases	List Price
72	36	4-6	4-6	Wood	1	50601/2	(2-24")	6,675	53801/2	(2-24")	5,150
72	36	4-6	4-6	P-Lam	1	50601/5	(2-24")	5,890	53801/5	(2-24")	4,355
78	38	4-6	4-6	Wood	1	50602/2	(2-24")	7,155	53802/2	(2-24")	5,625
78	38	4-6	4-6	P-Lam	1	50602/5	(2-24")	6,260	53802/5	(2-24")	4,715
84	38	6-8	6-8	Wood	1	50603/2	(2-24")	7,445	53803/2	(2-24")	5,910
84	38	6-8	6-8	P-Lam	1	50603/5	(2-24")	6,460	53803/5	(2-24")	4,915
84	42	6-8	6-8	Wood	1	50604/2	(2-26")	7,910	53804/2	(2-26")	6,420
84	42	6-8	6-8	P-Lam	1	50604/5	(2-26")	6,815	53804/5	(2-26")	5,300
96	42	6-8	6-8	Wood	1	50605/2	(2-26")	8,550	53805/2	(2-26")	7,055
96	42	6-8	6-8	P-Lam	1	50605/5	(2-26")	7,310	53805/5	(2-26")	5,810
96	48	6-8	6-8	Wood	1	50606/2	(2-28")	9,340	53806/2	(2-28")	7,830
96	48	6-8	6-8	P-Lam	1	50606/5	(2-28")	7,920	53806/5	(2-28")	6,430
108	42	6-8	6-8	Wood	1	50607/2	(2-26")	9,210	53807/2	(2-26")	7,690
108	42	6-8	6-8	P-Lam	1	50607/5	(2-26")	7,815	53807/5	(2-26")	6,295
108	48	8-10	8-10	Wood	1	50608/2	(2-28")	10,090	53808/2	(2-28")	8,580
108	48	8-10	8-10	P-Lam	1	50608/5	(2-28")	8,485	53808/5	(2-28")	6,970
120	42	8-10	8-10	Wood	2	50609/2	(2-26")	10,595	53809/2	(2-26")	9,105
120	42	8-10	8-10	P-Lam	2	50609/5	(2-26")	9,055	53809/5	(2-26")	7,560
120	48	8-10	8-10	Wood	2	50610/2	(2-28")	11,575	53810/2	(2-28")	10,070
120	48	8-10	8-10	P-Lam	2	50610/5	(2-28")	9,805	53810/5	(2-28")	8,285
120	54	8-10	8-10	Wood	2	50611/2	(2-30")	12,925	53811/2	(2-30")	11,325
132	48	8-10	8-10	Wood	2	50612/2	(2-28")	12,600	53812/2	(2-28")	11,065
132	54	8-10	8-10	Wood	2	50613/2	(2-30")	13,945	53813/2	(2-30")	12,335

These models are constructed without support rails – bases are attached directly to tops.

Mirror-Polished



Anodized Aluminum

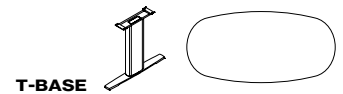


*Based on a chair width of 25".

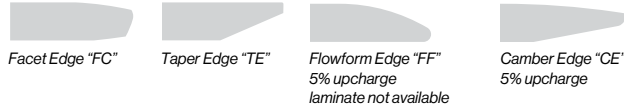
L	x	D	Sugg Seat Capacity	Top Finish	Top Sections	Model Number	3 T-Bases	List Price	Model Number	3 T-Bases	List Price
144	48	10-12	10-12	Wood	2	50614/2	(3-28")	15,130	53814/2	(3-28")	12,875
144	54	10-12	10-12	Wood	2	50615/2	(3-30")	16,775	53815/2	(3-30")	14,355
144	60	10-12	10-12	Wood	2	50616/2	(3-32")	17,995	53816/2	(3-32")	15,570
156	48	10-12	10-12	Wood	2	50617/2	(3-28")	16,115	53817/2	(3-28")	13,860
156	54	12-14	12-14	Wood	2	50618/2	(3-30")	17,890	53818/2	(3-30")	15,475
156	60	12-14	12-14	Wood	2	50619/2	(3-32")	19,225	53819/2	(3-32")	16,790
156	*66	12-14	12-14	Wood	2	50620/2	(3-34")	20,635	53820/2	(3-34")	18,100
168	48	12-14	12-14	Wood	2	50621/2	(3-28")	17,810	53821/2	(3-28")	15,570
168	54	12-14	12-14	Wood	2	50622/2	(3-30")	19,705	53822/2	(3-30")	17,295
168	60	12-14	12-14	Wood	2	50623/2	(3-32")	21,180	53823/2	(3-32")	18,735
168	*66	12-14	12-14	Wood	2	50624/2	(3-34")	22,725	53824/2	(3-34")	20,180

VOX® CONFERENCE TABLES

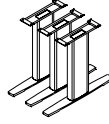
SUPER ELLIPSE SHAPE



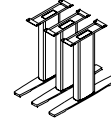
Specify edge type, add the two letter code after the model number.



Mirror-Polished



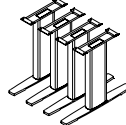
Anodized Aluminum



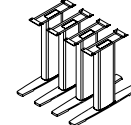
*Based on a chair width of 25".

L	x	D	Sugg Seat Capacity	Top Finish	Top Sections	Model Number	3 T-Bases	List Price	Model Number	3 T-Bases	List Price
180	48	12-14	Wood	3	50625/2	(3-28")	18,630	53825/2	(3-28")	16,365	
180	54	14-16	Wood	3	50626/2	(3-30")	20,610	53826/2	(3-30")	18,185	
180	60	14-16	Wood	3	50627/2	(3-32")	22,185	53827/2	(3-32")	19,750	
180	66	14-16	Wood	3	50628/2	(3-34")	23,815	53828/2	(3-34")	21,260	
180	72	14-16	Wood	3	50629/2	(3-36")	25,970	53829/2	(3-36")	23,125	

Mirror-Polished



Anodized Aluminum



*Based on a chair width of 25".

L	x	D	Sugg Seat Capacity	Top Finish	Top Sections	Model Number	4 T-Bases	List Price	Model Number	4 T-Bases	List Price
192	54	14-16	Wood	4	50630/2	(4-30")	23,930	53830/2	(4-30")	20,700	
192	60	14-16	Wood	4	50631/2	(4-32")	25,670	53831/2	(4-32")	22,420	
192	66	14-16	Wood	4	50632/2	(4-34")	27,520	53832/2	(4-34")	24,125	
192	72	14-16	Wood	4	50633/2	(4-36")	30,030	53833/2	(4-36")	26,240	
204	54	14-16	Wood	4	50634/2	(4-30")	24,835	53834/2	(4-30")	21,615	
204	60	16-18	Wood	4	50635/2	(4-32")	26,695	53835/2	(4-32")	23,445	
204	66	16-18	Wood	4	50636/2	(4-34")	28,630	53836/2	(4-34")	25,245	
204	72	16-18	Wood	4	50637/2	(4-36")	31,240	53837/2	(4-36")	27,475	
204	78	16-18	Wood	4	50638/2	(4-38")	33,060	53838/2	(4-38")	29,345	
216	54	16-18	Wood	4	50639/2	(4-30")	26,400	53839/2	(4-30")	23,195	
216	60	16-18	Wood	4	50640/2	(4-32")	28,425	53840/2	(4-32")	25,185	
216	66	16-18	Wood	4	50641/2	(4-34")	30,540	53841/2	(4-34")	27,160	
216	72	16-18	Wood	4	50642/2	(4-36")	33,315	53842/2	(4-36")	29,550	
216	78	16-18	Wood	4	50643/2	(4-38")	35,270	53843/2	(4-38")	31,565	
228	54	16-18	Wood	4	50644/2	(4-30")	27,550	53844/2	(4-30")	24,320	
228	60	16-18	Wood	4	50645/2	(4-32")	29,705	53845/2	(4-32")	26,455	
228	66	18-20	Wood	4	50646/2	(4-34")	32,590	53846/2	(4-34")	29,220	
228	72	18-20	Wood	4	50647/2	(4-36")	34,830	53847/2	(4-36")	31,050	
228	78	18-20	Wood	4	50648/2	(4-38")	36,935	53848/2	(4-38")	33,200	
228	84	18-20	Wood	4	50649/2	(4-40")	39,060	53849/2	(4-40")	35,340	
240	54	16-18	Wood	4	50650/2	(4-30")	29,020	53850/2	(4-30")	25,795	
240	60	18-20	Wood	4	50651/2	(4-32")	31,300	53851/2	(4-32")	28,065	
240	66	18-20	Wood	4	50652/2	(4-34")	33,695	53852/2	(4-34")	30,305	
240	72	18-20	Wood	4	50653/2	(4-36")	36,760	53853/2	(4-36")	32,985	
240	78	18-20	Wood	4	50654/2	(4-38")	38,995	53854/2	(4-38")	35,290	
240	84	18-20	Wood	4	50655/2	(4-40")	41,285	53855/2	(4-40")	37,565	



DUO BASE

VOX® CONFERENCE TABLES

RACETRACK SHAPE

Specify edge type; add the two letter code after the model number.



Facet Edge "FC"



Taper Edge "TE"

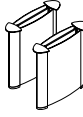


Flowform Edge "FF"
5% upcharge
laminates not available



Camber Edge "CE"
5% upcharge

Anodized Aluminum Base Ends

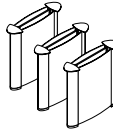


*Based on a chair width of 25".

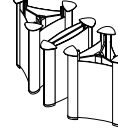
L	x	D	Sugg Seat Capacity	Top Finish	Top Sections	Model Number	2 Duo Bases	List Price
72	36	4-6	4-6	Wood	1	22001/2	(2-22")	5,425
72	36	4-6	4-6	P-Lam	1	22001/5	(2-22")	4,660
78	38	4-6	4-6	Wood	1	22002/2	(2-22")	5,900
78	38	4-6	4-6	P-Lam	1	22002/5	(2-22")	5,010
84	38	6-8	6-8	Wood	1	20725/2	(2-22")	6,145
84	38	6-8	6-8	P-Lam	1	20725/5	(2-22")	5,215
84	42	6-8	6-8	Wood	1	22003/2	(2-22")	6,585
84	42	6-8	6-8	P-Lam	1	22003/5	(2-22")	5,535
96	42	6-8	6-8	Wood	1	22004/2	(2-22")	7,205
96	42	6-8	6-8	P-Lam	1	22004/5	(2-22")	6,000
96	48	6-8	6-8	Wood	1	22032/2	(2-24")	7,940
96	48	6-8	6-8	P-Lam	1	22032/5	(2-24")	6,565
108	42	6-8	6-8	Wood	1	22005/2	(2-22")	7,830
108	42	6-8	6-8	P-Lam	1	22005/5	(2-22")	6,490
108	48	8-10	8-10	Wood	1	20726/2	(2-24")	8,650
108	48	8-10	8-10	P-Lam	1	20726/5	(2-24")	7,105
120	42	8-10	8-10	Wood	2	22006/2	(2-24")	9,130
120	42	8-10	8-10	P-Lam	2	22006/5	(2-24")	7,725
120	48	8-10	8-10	Wood	2	22007/2	(2-24")	10,115
120	48	8-10	8-10	P-Lam	2	22007/5	(2-24")	8,410
120	54	8-10	8-10	Wood	2	20727/2	(2-28")	11,280
132	48	8-10	8-10	Wood	2	22008/2	(2-24")	11,100
132	54	8-10	8-10	Wood	2	22009/2	(2-28")	12,260

These models are constructed without support rails – bases are attached directly to tops.

Anodized Aluminum Base Ends



Anodized Aluminum Base Ends

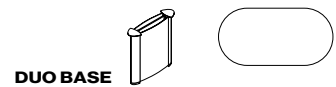


*Based on a chair width of 25".

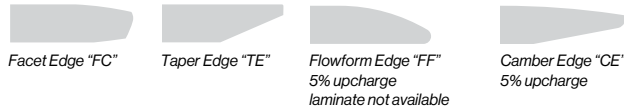
L	x	D	Sugg Seat Capacity	Top Finish	Top Sections	Model Number	3 Duo Bases	List Price	Model Number	2 Tri Bases 1 Duo Base	List Price
144	48	10-12	10-12	Wood	2	22010/2	(3-24")	13,020	50814/2	(2-28" dia, 26")	13,900
144	54	10-12	10-12	Wood	2	22011/2	(3-28")	14,195	50815/2	(2-30" dia, 28")	15,080
144	60	10-12	10-12	Wood	2	20728/2	(3-32")	15,330	50816/2	(2-30" dia, 32")	16,205
156	48	10-12	10-12	Wood	2	22012/2	(3-24")	13,990	50817/2	(2-28" dia, 26")	14,855
156	54	12-14	12-14	Wood	2	22013/2	(3-28")	15,270	50818/2	(2-30" dia, 28")	15,975
156	60	12-14	12-14	Wood	2	20729/2	(3-32")	16,530	50819/2	(2-30" dia, 32")	17,310
156	66	12-14	12-14	Wood	3	20730/2	(3-34")	17,905	50820/2	(2-32" dia, 34")	18,705
168	48	12-14	12-14	Wood	2	22014/2	(3-24")	15,640	50821/2	(2-28" dia, 26")	16,515
168	54	12-14	12-14	Wood	2	22015/2	(3-28")	17,055	50822/2	(2-30" dia, 28")	17,940
168	60	12-14	12-14	Wood	2	22016/2	(3-32")	18,450	50823/2	(2-30" dia, 32")	19,310
168	66	12-14	12-14	Wood	3	20731/2	(3-34")	19,940	50824/2	(2-32" dia, 34")	20,750

VOX® CONFERENCE TABLES

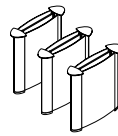
RACETRACK SHAPE



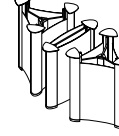
Specify edge type; add the two letter code after the model number.



Anodized Aluminum Base Ends



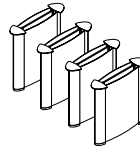
Anodized Aluminum Base Ends




*Based on a chair width of 25".

L	x	D	Sugg Seat Capacity	Top Finish	Top Sections	Model Number	3 Duo Bases	List Price	Model Number	2 Tri Bases 1 Duo Base	List Price
180	48	12-14	Wood	3	22017/2	(3-24")	16,405	50825/2	(2-28" dia, 26")	17,280	
180	54	14-16	Wood	3	22018/2	(3-28")	17,915	50826/2	(2-30" dia, 28")	19,980	
180	60	14-16	Wood	3	22019/2	(3-32")	19,405	50827/2	(2-30" dia, 32")	20,240	
180	66	14-16	Wood	3	20732/2	(3-34")	20,995	50828/2	(2-32" dia, 34")	23,030	
180	72	14-16	Wood	3	20733/2	(3-36")	22,530	50829/2	(2-34" dia, 36")	23,460	
192	54	14-16	Wood	4	22020/2	(3-28")	19,310	50830/2	(2-30" dia, 28")	20,195	
192	60	14-16	Wood	4	22021/2	(3-32")	20,935	50831/2	(2-30" dia, 32")	22,205	
192	66	14-16	Wood	4	20734/2	(3-34")	22,680	50832/2	(2-32" dia, 34")	23,480	
192	72	14-16	Wood	4	20735/2	(3-36")	24,350	50833/2	(2-34" dia, 36")	25,295	
204	54	14-16	Wood	4	22022/2	(3-28")	20,195	50834/2	(2-30" dia, 28")	21,080	
204	60	16-18	Wood	4	22023/2	(3-32")	21,920	50835/2	(2-30" dia, 32")	23,190	
204	66	16-18	Wood	4	20736/2	(3-34")	23,760	50836/2	(2-32" dia, 34")	24,570	
204	72	16-18	Wood	4	20737/2	(3-36")	25,540	50837/2	(2-34" dia, 36")	26,470	
204	78	16-18	Wood	4	20738/2	(3-38")	27,310	50838/2	(2-36" dia, 38")	28,200	
216	54	16-18	Wood	4	22024/2	(3-28")	21,725	50839/2	(2-30" dia, 28")	22,610	
216	60	16-18	Wood	4	22025/2	(3-32")	23,605	50840/2	(2-30" dia, 32")	24,475	
216	66	16-18	Wood	4	20739/2	(3-34")	25,600	50841/2	(2-32" dia, 34")	26,400	
216	72	16-18	Wood	4	20740/2	(3-36")	27,540	50842/2	(2-34" dia, 36")	28,460	
216	78	16-18	Wood	4	20741/2	(3-38")	29,440	50843/2	(2-36" dia, 38")	30,335	

Anodized Aluminum Base Ends

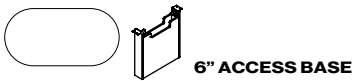


Anodized Aluminum Base Ends

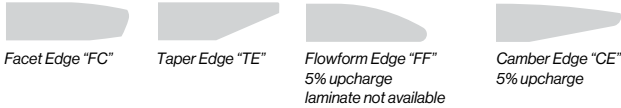


*Based on a chair width of 25".

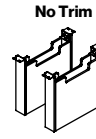
L	x	D	Sugg Seat Capacity	Top Finish	Top Sections	Model Number	4 Duo Bases	List Price	Model Number	2 Tri Bases 2 Duo Bases	List Price
228	54	16-18	Wood	4	22026/2	(4-28")	24,005	50844/2	(2-30" dia, 2-28")	24,875	
228	60	16-18	Wood	4	22027/2	(4-32")	26,055	50845/2	(2-30" dia, 2-32")	26,925	
228	66	18-20	Wood	4	20742/2	(4-34")	28,835	50846/2	(2-32" dia, 2-34")	29,620	
228	72	18-20	Wood	4	20743/2	(4-36")	30,305	50847/2	(2-34" dia, 2-36")	31,225	
228	78	18-20	Wood	4	20744/2	(4-38")	32,380	50848/2	(2-36" dia, 2-38")	33,280	
228	84	18-20	Wood	4	20745/2	(4-40")	34,360	50849/2	(2-38" dia, 2-40")	35,340	
240	54	16-18	Wood	4	22028/2	(4-28")	25,415	50850/2	(2-30" dia, 2-28")	26,310	
240	60	18-20	Wood	4	22029/2	(4-32")	27,610	50851/2	(2-30" dia, 2-32")	28,485	
240	66	18-20	Wood	4	20746/2	(4-34")	29,885	50852/2	(2-32" dia, 2-34")	30,685	
240	72	18-20	Wood	4	20747/2	(4-36")	32,145	50853/2	(2-34" dia, 2-36")	33,105	
240	78	18-20	Wood	4	20748/2	(4-38")	34,390	50854/2	(2-36" dia, 2-38")	35,270	
240	84	18-20	Wood	4	20749/2	(4-40")	36,520	50855/2	(2-38" dia, 2-40")	37,480	



Specify edge type; add the two letter code after the model number.




*Based on a chair width of 25".



L" x D"	Sugg Seat Capacity	Top Finish	Top Sections	Model Number	Base Size"	2 Access Bases List Price	Model Number	Base Size"	2 Access Bases List Price
72 x 36	4-6	Wood	1	63011/2	2-19	5,760	63012/2	2-19	5,875
72 x 36	4-6	P-Lam	1	63011/5	2-19	5,015	63012/5	2-19	5,120
78 x 38	4-6	Wood	1	63021/2	2-19	6,220	63022/2	2-19	6,320
78 x 38	4-6	P-Lam	1	63021/5	2-19	5,355	63022/5	2-19	5,455
84 x 38	6-8	Wood	1	63031/2	2-19	6,460	63032/2	2-19	6,575
84 x 38	6-8	P-Lam	1	63031/5	2-19	5,555	63032/5	2-19	5,665
84 x 42	6-8	Wood	1	63041/2	2-19	6,875	63042/2	2-19	6,985
84 x 42	6-8	P-Lam	1	63041/5	2-19	5,865	63042/5	2-19	5,965
96 x 42	6-8	Wood	1	63051/2	2-19	7,490	63052/2	2-19	7,595
96 x 42	6-8	P-Lam	1	63051/5	2-19	6,320	63052/5	2-19	6,435
96 x 48	6-8	Wood	1	63061/2	2-24	8,195	63062/2	2-24	8,305
96 x 48	6-8	P-Lam	1	63061/5	2-24	6,860	63062/5	2-24	6,975
108 x 42	8-10	Wood	1	63071/2	2-19	8,095	63072/2	2-19	8,200
108 x 42	8-10	P-Lam	1	63071/5	2-19	6,795	63072/5	2-19	6,900
108 x 48	8-10	Wood	1	63081/2	2-24	8,885	63082/2	2-24	8,995
108 x 48	8-10	P-Lam	1	63081/5	2-24	7,390	63082/5	2-24	7,500
120 x 42	8-10	Wood	2	63091/2	2-19	9,350	63092/2	2-19	9,460
120 x 42	8-10	P-Lam	2	63091/5	2-19	7,990	63092/5	2-19	8,100
120 x 48	8-10	Wood	2	63101/2	2-24	10,315	63102/2	2-24	10,420
120 x 48	8-10	P-Lam	2	63101/5	2-24	8,655	63102/5	2-24	8,770
120 x 54	8-10	Wood	2	63111/2	2-24	11,440	63112/2	2-24	11,555
132 x 48	8-10	Wood	2	63121/2	2-24	11,265	63122/2	2-24	11,380
132 x 54	8-10	Wood	2	63131/2	2-24	12,390	63132/2	2-24	12,495

These models are constructed without support rails – bases are attached directly to tops.

*Based on a chair width of 25".



L" x D"	Sugg Seat Capacity	Top Finish	Top Sections	Model Number	Base Size"	3 Access Bases List Price	Model Number	Base Size"	3 Access Bases List Price
144 x 48	10-12	Wood	2	63141/2	3-24	13,135	63142/2	3-24	13,240
144 x 54	10-12	Wood	2	63151/2	3-24	14,275	63152/2	3-24	14,380
144 x 60	10-12	Wood	2	63161/2	3-28	15,370	63162/2	3-28	15,480
156 x 48	10-12	Wood	2	63171/2	3-24	14,070	63172/2	3-24	14,180
156 x 54	12-14	Wood	2	63181/2	3-24	15,320	63182/2	3-24	15,425
156 x 60	12-14	Wood	2	63191/2	3-28	16,535	63192/2	3-28	16,645
156 x 66	12-14	Wood	3	63201/2	3-32	17,875	63202/2	3-32	17,975
168 x 48	12-14	Wood	2	63211/2	3-24	15,675	63212/2	3-24	15,780
168 x 54	12-14	Wood	2	63221/2	3-24	17,050	63222/2	3-24	17,160
168 x 60	12-14	Wood	2	63231/2	3-28	18,400	63232/2	3-28	18,505
168 x 66	12-14	Wood	3	63241/2	3-32	19,845	63242/2	3-32	19,955

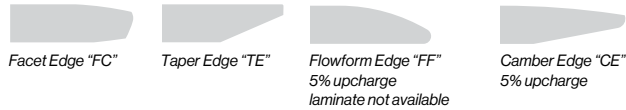
VOX® CONFERENCE TABLES

RACETRACK SHAPE DESIGN – NIENKÄMPER

6" ACCESS BASE



Specify edge type; add the two letter code after the model number.



*Based on a chair width of 25".

L"	x	D"	Sugg Seat Capacity	Top Finish	Top Sections	Model Number	Base Size"	No Trim 3 Access Bases List Price	Model Number	Base Size"	With Anodized Aluminum Trim 3 Access Bases List Price
180	48	12-14		Wood	3	63251/2	3-24	16,415	63252/2	3-24	16,525
180	54	14-16		Wood	3	63261/2	3-24	17,885	63262/2	3-24	17,985
180	60	14-16		Wood	3	63271/2	3-28	19,330	63272/2	3-28	19,435
180	66	14-16		Wood	3	63281/2	3-32	20,875	63282/2	3-32	20,985
180	72	14-16		Wood	3	63291/2	3-36	22,360	63292/2	3-36	22,470
192	54	14-16		Wood	4	63301/2	3-24	19,240	63302/2	3-24	19,350
192	60	14-16		Wood	4	63311/2	3-28	20,820	63312/2	3-28	20,925
192	66	14-16		Wood	4	63321/2	3-32	22,510	63322/2	3-32	22,615
192	72	14-16		Wood	4	63331/2	3-36	24,135	63332/2	3-36	24,250
204	54	14-16		Wood	4	63341/2	3-24	20,100	63342/2	3-24	20,205
204	60	16-18		Wood	4	63351/2	3-28	21,775	63352/2	3-28	21,885
204	66	16-18		Wood	4	63361/2	3-32	23,560	63362/2	3-32	23,660
204	72	16-18		Wood	4	63371/2	3-36	25,280	63372/2	3-36	25,390
204	78	16-18		Wood	4	63381/2	3-36	27,005	63382/2	3-36	27,110
216	54	16-18		Wood	4	63391/2	3-24	21,585	63392/2	3-24	21,695
216	60	16-18		Wood	4	63401/2	3-28	23,410	63402/2	3-28	23,515
216	66	16-18		Wood	4	63411/2	3-32	25,345	63412/2	3-32	25,450
216	72	16-18		Wood	4	63421/2	3-36	27,225	63422/2	3-36	27,340
216	78	16-18		Wood	4	63431/2	3-36	29,075	63432/2	3-36	29,190

*Based on a chair width of 25".

L"	x	D"	Sugg Seat Capacity	Top Finish	Top Sections	Model Number	Base Size"	No Trim 4 Access Bases List Price	Model Number	Base Size"	With Anodized Aluminum Trim 4 Access Bases List Price
228	54	16-18		Wood	4	63441/2	4-24	23,800	63442/2	4-24	23,915
228	60	16-18		Wood	4	63451/2	4-28	25,785	63452/2	4-28	25,895
228	66	18-20		Wood	4	63461/2	4-32	28,485	63462/2	4-32	28,590
228	72	18-20		wood	4	63471/2	4-36	29,915	63472/2	4-36	30,015
228	78	18-20		Wood	4	63481/2	4-36	31,925	63482/2	4-36	32,035
228	84	18-20		Wood	4	63491/2	4-40	33,845	63492/2	4-40	33,950
240	54	16-18		Wood	4	63501/2	4-24	25,165	63502/2	4-24	25,270
240	60	18-20		wood	4	63511/2	4-28	27,290	63512/2	4-28	27,400
240	66	18-20		Wood	4	63521/2	4-32	29,495	63522/2	4-32	29,610
240	72	18-20		Wood	4	63531/2	4-36	31,695	63532/2	4-36	31,805
240	78	18-20		Wood	4	63541/2	4-36	33,875	63542/2	4-36	33,985
240	84	18-20		Wood	4	63551/2	4-40	35,950	63552/2	4-40	36,050



8" ACCESS BASE

VOX® CONFERENCE TABLES

RACETRACK SHAPE DESIGN - NIENKAMPER

Specify edge type; add the two letter code after the model number.



Facet Edge "FC"



Taper Edge "TE"



Flowform Edge "FF"
5% upcharge
laminite not available



Camber Edge "CE"
5% upcharge

No Trim



With Anodized Aluminum Trim

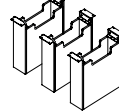


*Based on a chair width of 25".

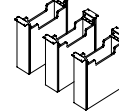
L" x D"	Sugg Seat Capacity	Top Finish	Top Sections	Model Number	Base Size "	2 Access Bases List Price	Model Number	Base Size "	2 Access Bases List Price
72 x 36	4-6	Wood	1	63013/2	2-19	5,760	63014/2	2-19	5,875
72 x 36	4-6	P-Lam	1	63013/5	2-19	5,015	63014/5	2-19	5,120
78 x 38	4-6	Wood	1	63023/2	2-19	6,220	63024/2	2-19	6,320
78 x 38	4-6	P-Lam	1	63023/5	2-19	5,355	63024/5	2-19	5,455
84 x 38	6-8	Wood	1	63033/2	2-19	6,460	63034/2	2-19	6,575
84 x 38	6-8	P-Lam	1	63033/5	2-19	5,555	63034/5	2-19	5,665
84 x 42	6-8	Wood	1	63043/2	2-19	6,875	63044/2	2-19	6,985
84 x 42	6-8	P-Lam	1	63043/5	2-19	5,865	63044/5	2-19	5,965
96 x 42	6-8	Wood	1	63053/2	2-19	7,490	63054/2	2-19	7,595
96 x 42	6-8	P-Lam	1	63053/5	2-19	6,320	63054/5	2-19	6,435
96 x 48	6-8	Wood	1	63063/2	2-24	8,195	63064/2	2-24	8,305
96 x 48	6-8	P-Lam	1	63063/5	2-24	6,860	63064/5	2-24	6,975
108 x 42	8-10	Wood	1	63073/2	2-19	8,095	63074/2	2-19	8,200
108 x 42	8-10	P-Lam	1	63073/5	2-19	6,795	63074/5	2-19	6,900
108 x 48	8-10	Wood	1	63083/2	2-24	8,885	63084/2	2-24	8,995
108 x 48	8-10	P-Lam	1	63083/5	2-24	7,390	63084/5	2-24	7,500
120 x 42	8-10	Wood	2	63093/2	2-19	9,350	63094/2	2-19	9,460
120 x 42	8-10	P-Lam	2	63093/5	2-19	7,990	63094/5	2-19	8,100
120 x 48	8-10	Wood	2	63103/2	2-24	10,315	63104/2	2-24	10,420
120 x 48	8-10	P-Lam	2	63103/5	2-24	8,655	63104/5	2-24	8,770
120 x 54	8-10	Wood	2	63113/2	2-24	11,440	63114/2	2-24	11,555
132 x 48	8-10	Wood	2	63123/2	2-24	11,265	63124/2	2-24	11,380
132 x 54	8-10	Wood	2	63133/2	2-24	12,390	63134/2	2-24	12,495

These models are constructed without support rails - bases are attached directly to tops.

No Trim



With Anodized Aluminum Trim



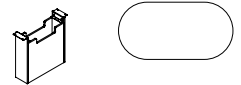
*Based on a chair width of 25".

L" x D"	Sugg Seat Capacity	Top Finish	Top Sections	Model Number	Base Size "	3 Access Bases List Price	Model Number	Base Size "	3 Access Bases List Price
144 x 48	10-12	Wood	2	63143/2	3-24	13,135	63144/2	3-24	13,240
144 x 54	10-12	Wood	2	63153/2	3-24	14,275	63154/2	3-24	14,380
144 x 60	10-12	Wood	2	63163/2	3-28	15,370	63164/2	3-28	15,480
156 x 48	10-12	Wood	2	63173/2	3-24	14,070	63174/2	3-24	14,180
156 x 54	12-14	Wood	2	63183/2	3-24	15,320	63184/2	3-24	15,425
156 x 60	12-14	Wood	2	63193/2	3-28	16,535	63194/2	3-28	16,645
156 x 66	12-14	Wood	3	63203/2	3-32	17,875	63204/2	3-32	17,975
168 x 48	12-14	Wood	2	63213/2	3-24	15,675	63214/2	3-24	15,780
168 x 54	12-14	Wood	2	63223/2	3-24	17,050	63224/2	3-24	17,160
168 x 60	12-14	Wood	2	63233/2	3-28	18,400	63234/2	3-28	18,505
168 x 66	12-14	Wood	3	63243/2	3-32	19,845	63244/2	3-32	19,955

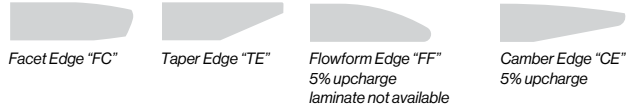
VOX® CONFERENCE TABLES

RACETRACK SHAPE DESIGN – NIENKÄMPER

8" ACCESS BASE



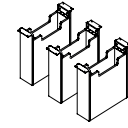
Specify edge type; add the two letter code after the model number.



*Based on a chair width of 25".



With Anodized Aluminum Trim

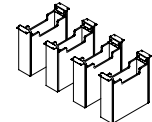


L" x D"	Sugg Seat Capacity	Top Finish	Top Sections	Model Number	Base Size"	3 Access Bases List Price	Model Number	Base Size"	3 Access Bases List Price
180 48	12-14	Wood	3	63253/2	3-24	16,415	63254/2	3-24	16,525
180 54	14-16	Wood	3	63263/2	3-24	17,885	63264/2	3-24	17,985
180 60	14-16	Wood	3	63273/2	3-28	19,330	63274/2	3-28	19,435
180 66	14-16	Wood	3	63283/2	3-32	20,875	63284/2	3-32	20,985
180 72	14-16	Wood	3	63293/2	3-36	22,360	63294/2	3-36	22,470
192 54	14-16	Wood	4	63303/2	3-24	19,240	63304/2	3-24	19,350
192 60	14-16	Wood	4	63313/2	3-28	20,820	63314/2	3-28	20,925
192 66	14-16	Wood	4	63323/2	3-32	22,510	63324/2	3-32	22,615
192 72	14-16	Wood	4	63333/2	3-36	24,135	63334/2	3-36	24,250
204 54	14-16	Wood	4	63343/2	3-24	20,100	63344/2	3-24	20,205
204 60	16-18	Wood	4	63353/2	3-28	21,775	63354/2	3-28	21,885
204 66	16-18	Wood	4	63363/2	3-32	23,560	63364/2	3-32	23,660
204 72	16-18	Wood	4	63373/2	3-36	25,280	63374/2	3-36	25,390
204 78	16-18	Wood	4	63383/2	3-36	27,005	63384/2	3-36	27,110
216 54	16-18	Wood	4	63393/2	3-24	21,585	63394/2	3-24	21,695
216 60	16-18	Wood	4	63403/2	3-28	23,410	63404/2	3-28	23,515
216 66	16-18	Wood	4	63413/2	3-32	25,345	63414/2	3-32	25,450
216 72	16-18	Wood	4	63423/2	3-36	27,225	63424/2	3-36	27,340
216 78	16-18	Wood	4	63433/2	3-36	29,075	63434/2	3-36	29,190

*Based on a chair width of 25".



With Anodized Aluminum Trim



L" x D"	Sugg Seat Capacity	Top Finish	Top Sections	Model Number	Base Size"	4 Access Bases List Price	Model Number	Base Size"	4 Access Bases List Price
228 54	16-18	Wood	4	63443/2	4-24	23,800	63444/2	4-24	23,915
228 60	16-18	Wood	4	63453/2	4-28	25,785	63454/2	4-28	25,895
228 66	18-20	Wood	4	63463/2	4-32	28,485	63464/2	4-32	28,590
228 72	18-20	wood	4	63473/2	4-36	29,915	63474/2	4-36	30,015
228 78	18-20	Wood	4	63483/2	4-36	31,925	63484/2	4-36	32,035
228 84	18-20	Wood	4	63493/2	4-40	33,845	63494/2	4-40	33,950
240 54	16-18	Wood	4	63503/2	4-24	25,165	63504/2	4-24	25,270
240 60	18-20	wood	4	63513/2	4-28	27,290	63514/2	4-28	27,400
240 66	18-20	Wood	4	63523/2	4-32	29,495	63524/2	4-32	29,610
240 72	18-20	Wood	4	63533/2	4-36	31,695	63534/2	4-36	31,805
240 78	18-20	Wood	4	63543/2	4-36	33,875	63544/2	4-36	33,985
240 84	18-20	Wood	4	63553/2	4-40	35,950	63554/2	4-40	36,050



TOWER BASE

VOX® CONFERENCE TABLES

RACETRACK SHAPE DESIGN - NIENKAMPER

Specify edge type; add the two letter code after the model number.



Facet Edge "FC"



Taper Edge "TE"



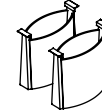
Flowform Edge "FF"
5% upcharge
laminite not available



Camber Edge "CE"
5% upcharge

*Based on a chair width of 25".


L" x D"	Sugg Seat Capacity	Top Finish	Top Sections	Model Number	Base Size"	2 Tower Bases List Price
72 x 36	4-6	Wood	1	83301/2	2-20	5,935
72 x 36	4-6	P-Lam	1	83301/5	2-20	5,170
78 x 38	4-6	Wood	1	83302/2	2-20	6,410
78 x 38	4-6	P-Lam	1	83302/5	2-20	5,520
84 x 38	6-8	Wood	1	83303/2	2-20	6,655
84 x 38	6-8	P-Lam	1	83303/5	2-20	5,725
84 x 42	6-8	Wood	1	83304/2	2-20	7,085
84 x 42	6-8	P-Lam	1	83304/5	2-20	6,045
96 x 42	6-8	Wood	1	83305/2	2-20	7,715
96 x 42	6-8	P-Lam	1	83305/5	2-20	6,510
96 x 48	6-8	Wood	1	83306/2	2-24	8,445
96 x 48	6-8	P-Lam	1	83306/5	2-24	7,070
108 x 42	8-10	Wood	1	83307/2	2-20	8,340
108 x 42	8-10	P-Lam	1	83307/5	2-20	7,000
108 x 48	8-10	Wood	1	83308/2	2-24	9,155
108 x 48	8-10	P-Lam	1	83308/5	2-24	7,615
120 x 42	8-10	Wood	2	83309/2	2-20	9,635
120 x 42	8-10	P-Lam	2	83309/5	2-20	8,230
120 x 48	8-10	Wood	2	83310/2	2-24	10,625
120 x 48	8-10	P-Lam	2	83310/5	2-24	8,915
120 x 54	8-10	Wood	2	83311/2	2-24	11,785
132 x 48	8-10	Wood	2	83312/2	2-24	11,605
132 x 54	8-10	Wood	2	83313/2	2-24	12,765
144 x 48	10-12	Wood	2	83314/2	2-24	13,530
144 x 54	10-12	Wood	2	83315/2	2-24	14,705
144 x 60	10-12	Wood	2	83316/2	2-30	15,835



These models are constructed without support rails - bases are attached directly to tops.

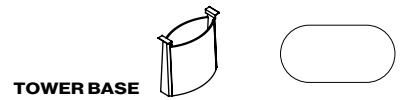
*Based on a chair width of 25".

L" x D"	Sugg Seat Capacity	Top Finish	Top Sections	Model Number	Base Size"	3 Tower Bases List Price
156 x 48	10-12	Wood	2	83317/2	3-24	14,495
156 x 54	12-14	Wood	2	83318/2	3-24	15,780
156 x 60	12-14	Wood	2	83319/2	3-30	17,035
156 x 66	12-14	Wood	3	83320/2	3-30	18,415
168 x 48	12-14	Wood	2	83321/2	3-24	16,150
168 x 54	12-14	Wood	2	83322/2	3-24	17,565
168 x 60	12-14	Wood	2	83323/2	3-30	18,955
168 x 66	12-14	Wood	3	83324/2	3-30	20,445

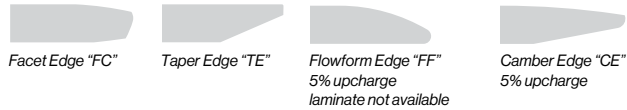


VOX® CONFERENCE TABLES

RACETRACK SHAPE DESIGN – NIENKÄMPER




Specify edge type; add the two letter code after the model number.




*Based on a chair width of 25".

L" x D"	Sugg Seat Capacity	Top Finish	Top Sections	Model Number	Base Size"	3 Tower Bases List Price
180 48	12-14	Wood	3	83325/2	3-24	16,910
180 54	14-16	Wood	3	83326/2	3-24	18,425
180 60	14-16	Wood	3	83327/2	3-30	19,910
180 66	14-16	Wood	3	83328/2	3-30	21,505
180 72	14-16	Wood	3	83329/2	3-36	23,035
192 54	14-16	Wood	4	83330/2	3-24	19,820
192 60	14-16	Wood	4	83331/2	3-30	21,445
192 66	14-16	Wood	4	83332/2	3-30	23,190
192 72	14-16	Wood	4	83333/2	3-36	24,860
204 54	14-16	Wood	4	83334/2	3-24	20,705
204 60	16-18	Wood	4	83335/2	3-30	22,430
204 66	16-18	Wood	4	83336/2	3-30	24,270
204 72	16-18	Wood	4	83337/2	3-36	26,040
204 78	16-18	Wood	4	83338/2	3-36	27,820
216 54	16-18	Wood	4	83339/2	3-24	22,235
216 60	16-18	Wood	4	83340/2	3-30	24,115
216 66	16-18	Wood	4	83341/2	3-30	26,110
216 72	16-18	Wood	4	83342/2	3-36	28,045
216 78	16-18	Wood	4	83343/2	3-36	29,950



*Based on a chair width of 25".

L" x D"	Sugg Seat Capacity	Top Finish	Top Sections	Model Number	Base Size"	4 Tower Bases List Price
228 54	16-18	Wood	4	83344/2	4-24	24,515
228 60	16-18	Wood	4	83345/2	4-30	26,560
228 66	18-20	Wood	4	83346/2	4-30	29,340
228 72	18-20	wood	4	83347/2	4-36	30,815
228 78	18-20	Wood	4	83348/2	4-36	32,885
228 84	18-20	Wood	4	83349/2	4-36	34,865
240 54	16-18	Wood	4	83350/2	4-24	25,920
240 60	18-20	wood	4	83351/2	4-30	28,110
240 66	18-20	Wood	4	83352/2	4-30	30,380
240 72	18-20	Wood	4	83353/2	4-36	32,650
240 78	18-20	Wood	4	83354/2	4-36	34,895
240 84	18-20	Wood	4	83355/2	4-36	37,030





TAPER BASE

VOX® CONFERENCE TABLES

RACETRACK SHAPE

Specify edge type; add the two letter code after the model number.



Facet Edge "FC"



Taper Edge "TE"



Flowform Edge "FF"
5% upcharge
laminates not available



Camber Edge "CE"
5% upcharge

Mirror-Polished



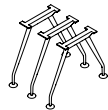
Metallic Silver Paint



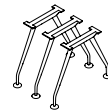
*Based on a chair width of 25".

L	x	D	Sugg Seat Capacity	Top Finish	Top Sections	Model Number	2 Taper Bases	List Price	Model Number	2 Taper Bases	List Price
72	36	4-6	4-6	Wood	1	50901/2	(2-24")	7,250	53901/2	(2-24")	5,745
72	36	4-6	4-6	P-Lam	1	50901/5	(2-24")	6,495	53901/5	(2-24")	4,990
78	38	4-6	4-6	Wood	1	50902/2	(2-24")	7,720	53902/2	(2-24")	6,230
78	38	4-6	4-6	P-Lam	1	50902/5	(2-24")	6,840	53902/5	(2-24")	5,335
84	38	6-8	6-8	Wood	1	50903/2	(2-24")	8,045	53903/2	(2-24")	6,535
84	38	6-8	6-8	P-Lam	1	50903/5	(2-24")	7,100	53903/5	(2-24")	5,340
84	42	6-8	6-8	Wood	1	50904/2	(2-26")	8,560	53904/2	(2-26")	7,105
84	42	6-8	6-8	P-Lam	1	50904/5	(2-26")	7,500	53904/5	(2-26")	5,590
96	42	6-8	6-8	Wood	1	50905/2	(2-26")	9,185	53905/2	(2-26")	7,725
96	42	6-8	6-8	P-Lam	1	50905/5	(2-26")	7,990	53905/5	(2-26")	6,060
96	48	6-8	6-8	Wood	1	50906/2	(2-28")	10,000	53906/2	(2-28")	8,505
96	48	6-8	6-8	P-Lam	1	50906/5	(2-28")	8,625	53906/5	(2-28")	6,515
108	42	6-8	6-8	Wood	1	50907/2	(2-26")	9,875	53907/2	(2-26")	8,430
108	42	6-8	6-8	P-Lam	1	50907/5	(2-26")	8,525	53907/5	(2-26")	7,135
108	48	8-10	8-10	Wood	1	50908/2	(2-28")	10,710	53908/2	(2-28")	9,215
108	48	8-10	8-10	P-Lam	1	50908/5	(2-28")	9,165	53908/5	(2-28")	7,790
120	42	8-10	8-10	Wood	2	50909/2	(2-26")	10,550	53909/2	(2-26")	9,105
120	42	8-10	8-10	P-Lam	2	50909/5	(2-26")	9,070	53909/5	(2-26")	7,675
120	48	8-10	8-10	Wood	2	50910/2	(2-28")	11,470	53910/2	(2-28")	9,990
120	48	8-10	8-10	P-Lam	2	50910/5	(2-28")	9,755	53910/5	(2-28")	8,360
120	54	8-10	8-10	Wood	2	50911/2	(2-30")	12,465	53911/2	(2-30")	10,955
132	48	8-10	8-10	Wood	2	50912/2	(2-28")	12,455	53912/2	(2-28")	10,975
132	54	8-10	8-10	Wood	2	50913/2	(2-30")	13,435	53913/2	(2-30")	11,960

Mirror-Polished



Metallic Silver Paint



*Based on a chair width of 25".

L	x	D	Sugg Seat Capacity	Top Finish	Top Sections	Model Number	3 Taper Bases	List Price	Model Number	3 Taper Bases	List Price
144	48	10-12	10-12	Wood	2	50914/2	(3-28")	15,060	53914/2	(3-28")	12,825
144	54	10-12	10-12	Wood	2	50915/2	(3-30")	16,165	53915/2	(3-30")	13,920
144	60	10-12	10-12	Wood	2	50916/2	(3-32")	17,705	53916/2	(3-32")	15,325
156	48	10-12	10-12	Wood	2	50917/2	(3-28")	16,020	53917/2	(3-28")	13,785
156	54	12-14	12-14	Wood	2	50918/2	(3-30")	17,230	53918/2	(3-30")	15,000
156	60	12-14	12-14	Wood	2	50919/2	(3-32")	18,890	53919/2	(3-32")	16,510
156	66	12-14	12-14	Wood	3	50920/2	(3-34")	20,095	53920/2	(3-34")	17,715
168	48	12-14	12-14	Wood	2	50921/2	(3-28")	17,695	53921/2	(3-28")	15,435
168	54	12-14	12-14	Wood	2	50922/2	(3-30")	19,005	53922/2	(3-30")	16,780
168	60	12-14	12-14	Wood	2	50923/2	(3-32")	20,790	53923/2	(3-32")	18,415
168	66	12-14	12-14	Wood	3	50924/2	(3-34")	22,120	53924/2	(3-34")	19,760

VOX® CONFERENCE TABLES

RACETRACK SHAPE



Specify edge type, add the two letter code after the model number.



Facet Edge "FC"



Taper Edge "TE"

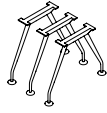


Flowform Edge "FF"
5% upcharge
laminite not available



Camber Edge "CE"
5% upcharge

Mirror-Polished



Metallic Silver Paint



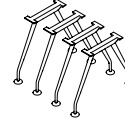
*Based on a chair width of 25".

L	x	D	Sugg Seat Capacity	Top Finish	Top Sections	Model Number	3 Taper Bases	List Price	Model Number	3 Taper Bases	List Price
180	48	12-14	Wood	3	50925/2	(3-28")	18,455	53925/2	(3-28")	16,205	
180	54	14-16	Wood	3	50926/2	(3-30")	19,865	53926/2	(3-30")	17,625	
180	60	14-16	Wood	3	50927/2	(3-32")	21,750	53927/2	(3-32")	19,375	
180	66	14-16	Wood	3	50928/2	(3-34")	23,190	53928/2	(3-34")	20,805	
180	72	14-16	Wood	3	50929/2	(3-36")	24,700	53929/2	(3-36")	22,270	

Mirror-Polished



Metallic Silver Paint



*Based on a chair width of 25".

L	x	D	Sugg Seat Capacity	Top Finish	Top Sections	Model Number	4 Taper Bases	List Price	Model Number	4 Taper Bases	List Price
192	54	14-16	Wood	4	50930/2	(4-30")	23,060	53930/2	(4-30")	20,065	
192	60	14-16	Wood	4	50931/2	(4-32")	25,225	53931/2	(4-32")	22,065	
192	66	14-16	Wood	4	50932/2	(4-34")	26,810	53932/2	(4-34")	23,630	
192	72	14-16	Wood	4	50933/2	(4-36")	28,495	53933/2	(4-36")	25,270	
204	54	14-16	Wood	4	50934/2	(4-30")	23,940	53934/2	(4-30")	20,965	
204	60	16-18	Wood	4	50935/2	(4-32")	26,210	53935/2	(4-32")	23,040	
204	66	16-18	Wood	4	50936/2	(4-34")	27,890	53936/2	(4-34")	24,710	
204	72	16-18	Wood	4	50937/2	(4-36")	29,675	53937/2	(4-36")	26,435	
204	78	16-18	Wood	4	50938/2	(4-38")	31,395	53938/2	(4-38")	28,170	
216	54	16-18	Wood	4	50939/2	(4-30")	25,455	53939/2	(4-30")	22,480	
216	60	16-18	Wood	4	50940/2	(4-32")	27,895	53940/2	(4-32")	24,710	
216	66	16-18	Wood	4	50941/2	(4-34")	29,725	53941/2	(4-34")	26,555	
216	72	16-18	Wood	4	50942/2	(4-36")	31,645	53942/2	(4-36")	28,440	
216	78	16-18	Wood	4	50943/2	(4-38")	33,555	53943/2	(4-38")	31,130	
228	54	16-18	Wood	4	50944/2	(4-30")	26,555	53944/2	(4-30")	23,570	
228	60	16-18	Wood	4	50945/2	(4-32")	29,115	53945/2	(4-32")	25,955	
228	66	18-20	Wood	4	50946/2	(4-34")	31,710	53946/2	(4-34")	28,545	
228	72	18-20	Wood	4	50947/2	(4-36")	33,125	53947/2	(4-36")	29,900	
228	78	18-20	Wood	4	50948/2	(4-38")	35,140	53948/2	(4-38")	31,915	
228	84	18-20	Wood	4	50949/2	(4-40")	37,105	53949/2	(4-40")	33,890	
240	54	16-18	Wood	4	50950/2	(4-30")	27,975	53950/2	(4-30")	24,995	
240	60	18-20	Wood	4	50951/2	(4-32")	30,680	53951/2	(4-32")	27,505	
240	66	18-20	Wood	4	50952/2	(4-34")	32,755	53952/2	(4-34")	29,605	
240	72	18-20	Wood	4	50953/2	(4-36")	34,980	53953/2	(4-36")	31,745	
240	78	18-20	Wood	4	50954/2	(4-38")	37,135	53954/2	(4-38")	33,910	
240	84	18-20	Wood	4	50955/2	(4-40")	39,250	53955/2	(4-40")	36,010	



T-BASES

VOX® CONFERENCE TABLES

RACETRACK SHAPE

Specify edge type; add the two letter code after the model number.



Facet Edge "FC"



Taper Edge "TE"

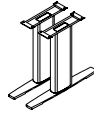


Flowform Edge "FF"
5% upcharge
laminates not available

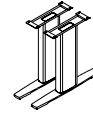


Camber Edge "CE"
5% upcharge

Mirror-Polished



Anodized Aluminum

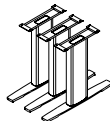


*Based on a chair width of 25".

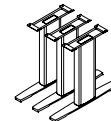
L	x	D	Sugg Seat Capacity	Top Finish	Top Sections	Model Number	2 T-Bases	List Price	Model Number	2 T-Bases	List Price
72	36	4-6	4-6	Wood	1	51001/2	(2-24")	6,560	54001/2	(2-24")	5,030
72	36	4-6	4-6	P-Lam	1	51001/5	(2-24")	5,790	54001/5	(2-24")	4,260
78	38	4-6	4-6	Wood	1	51002/2	(2-24")	7,030	54002/2	(2-24")	5,490
78	38	4-6	4-6	P-Lam	1	51002/5	(2-24")	6,135	54002/5	(2-24")	4,615
84	38	6-8	6-8	Wood	1	51003/2	(2-24")	7,300	54003/2	(2-24")	5,750
84	38	6-8	6-8	P-Lam	1	51003/5	(2-24")	6,330	54003/5	(2-24")	4,820
84	42	6-8	6-8	Wood	1	51004/2	(2-26")	7,735	54004/2	(2-26")	6,245
84	42	6-8	6-8	P-Lam	1	51004/5	(2-26")	6,680	54004/5	(2-26")	5,200
96	42	6-8	6-8	Wood	1	51005/2	(2-26")	8,360	54005/2	(2-26")	6,860
96	42	6-8	6-8	P-Lam	1	51005/5	(2-26")	7,155	54005/5	(2-26")	5,665
96	48	6-8	6-8	Wood	1	51006/2	(2-28")	9,125	54006/2	(2-28")	7,620
96	48	6-8	6-8	P-Lam	1	51006/5	(2-28")	7,755	54006/5	(2-28")	6,260
108	42	6-8	6-8	Wood	1	51007/2	(2-26")	8,990	54007/2	(2-26")	7,490
108	42	6-8	6-8	P-Lam	1	51007/5	(2-26")	7,650	54007/5	(2-26")	6,135
108	48	8-10	8-10	Wood	1	51008/2	(2-28")	9,830	54008/2	(2-28")	8,340
108	48	8-10	8-10	P-Lam	1	51008/5	(2-28")	8,285	54008/5	(2-28")	6,805
120	42	8-10	8-10	Wood	2	51009/2	(2-26")	10,370	54009/2	(2-26")	8,870
120	42	8-10	8-10	P-Lam	2	51009/5	(2-26")	8,875	54009/5	(2-26")	7,360
120	48	8-10	8-10	Wood	2	51010/2	(2-28")	11,305	54010/2	(2-28")	9,805
120	48	8-10	8-10	P-Lam	2	51010/5	(2-28")	9,595	54010/5	(2-28")	8,095
120	54	8-10	8-10	Wood	2	51011/2	(2-30")	12,630	54011/2	(2-30")	11,025
132	48	8-10	8-10	Wood	2	51012/2	(2-28")	12,275	54012/2	(2-28")	10,780
132	54	8-10	8-10	Wood	2	51013/2	(2-30")	13,605	54013/2	(2-30")	11,990

These models are constructed without support rails – bases are attached directly to tops.

Mirror-Polished



Anodized Aluminum

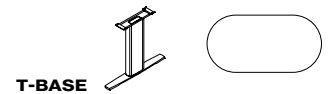


*Based on a chair width of 25".

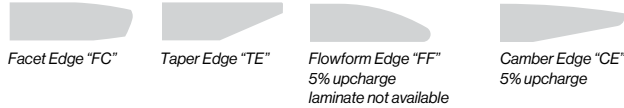
L	x	D	Sugg Seat Capacity	Top Finish	Top Sections	Model Number	3 T-Bases	List Price	Model Number	3 T-Bases	List Price
144	48	10-12	10-12	Wood	2	51014/2	(3-28")	14,810	54014/2	(3-28")	12,540
144	54	10-12	10-12	Wood	2	51015/2	(3-30")	16,390	54015/2	(3-30")	13,995
144	60	10-12	10-12	Wood	2	51016/2	(3-32")	17,570	54016/2	(3-32")	15,155
156	48	10-12	10-12	Wood	2	51017/2	(3-28")	15,750	54017/2	(3-28")	13,490
156	54	12-14	12-14	Wood	2	51018/2	(3-30")	17,470	54018/2	(3-30")	15,050
156	60	12-14	12-14	Wood	2	51019/2	(3-32")	18,765	54019/2	(3-32")	16,345
156	*66	12-14	12-14	Wood	2	51020/2	(3-34")	20,140	54020/2	(3-34")	17,590
168	48	12-14	12-14	Wood	2	51021/2	(3-28")	17,410	54021/2	(3-28")	15,165
168	54	12-14	12-14	Wood	2	51022/2	(3-30")	19,240	54022/2	(3-30")	16,845
168	60	12-14	12-14	Wood	2	51023/2	(3-32")	20,670	54023/2	(3-32")	18,255
168	*66	12-14	12-14	Wood	2	51024/2	(3-34")	22,170	54024/2	(3-34")	19,615

VOX® CONFERENCE TABLES

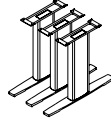
RACETRACK SHAPE



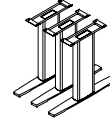
Specify edge type; add the two letter code after the model number.



Mirror-Polished



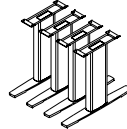
Anodized Aluminum



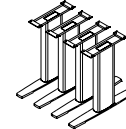
* Based on a chair width of 25".

L	x	D	Sugg Seat Capacity	Top Finish	Top Sections	Model Number	3 T-Baes	List Price	Model Number	3 T-Baes	List Price
180	48	12 - 14	Wood	3	51025/2	(3-28")	18,185	54025/2	(3-28")	15,930	
180	54	14 - 16	Wood	3	51026/2	(3-30")	20,115	54026/2	(3-30")	17,705	
180	60	14 - 16	Wood	3	51027/2	(3-32")	21,625	54027/2	(3-32")	19,195	
180	66	14 - 16	Wood	3	51028/2	(3-34")	23,225	54028/2	(3-34")	20,670	
180	72	14 - 16	Wood	3	51029/2	(3-36")	25,310	54029/2	(3-36")	22,470	

Mirror-Polished



Anodized Aluminum



* Based on a chair width of 25".

L	x	D	Sugg Seat Capacity	Top Finish	Top Sections	Model Number	4 T-Baes	List Price	Model Number	4 T-Baes	List Price
192	54	14 - 16	Wood	4	51030/2	(4-30")	23,370	54030/2	(4-30")	20,170	
192	60	14 - 16	Wood	4	51031/2	(4-32")	25,060	54031/2	(4-32")	21,830	
192	66	14 - 16	Wood	4	51032/2	(4-34")	26,845	54032/2	(4-34")	23,460	
192	72	14 - 16	Wood	4	51033/2	(4-36")	29,300	54033/2	(4-36")	25,545	
204	54	14 - 16	Wood	4	51034/2	(4-30")	24,260	54034/2	(4-30")	21,035	
204	60	16 - 18	Wood	4	51035/2	(4-32")	26,055	54035/2	(4-32")	22,800	
204	66	16 - 18	Wood	4	51036/2	(4-34")	27,935	54036/2	(4-34")	24,535	
204	72	16 - 18	Wood	4	51037/2	(4-36")	30,490	54037/2	(4-36")	26,715	
204	78	16 - 18	Wood	4	51038/2	(4-38")	32,220	54038/2	(4-38")	28,510	
216	54	16 - 18	Wood	4	51039/2	(4-30")	25,785	54039/2	(4-30")	22,555	
216	60	16 - 18	Wood	4	51040/2	(4-32")	27,735	54040/2	(4-32")	24,485	
216	66	16 - 18	Wood	4	51041/2	(4-34")	29,775	54041/2	(4-34")	26,385	
216	72	16 - 18	Wood	4	51042/2	(4-36")	32,485	54042/2	(4-36")	28,700	
216	78	16 - 18	Wood	4	51043/2	(4-38")	34,365	54043/2	(4-38")	30,655	
228	54	16 - 18	Wood	4	51044/2	(4-30")	26,900	54044/2	(4-30")	23,650	
228	60	16 - 18	Wood	4	51045/2	(4-32")	28,955	54045/2	(4-32")	25,720	
228	66	18 - 20	Wood	4	51046/2	(4-34")	31,750	54046/2	(4-34")	28,370	
228	72	18 - 20	Wood	4	51047/2	(4-36")	33,940	54047/2	(4-36")	30,165	
228	78	18 - 20	Wood	4	51048/2	(4-38")	35,970	54048/2	(4-38")	32,230	
228	84	18 - 20	Wood	4	51049/2	(4-40")	38,010	54049/2	(4-40")	34,280	
240	54	16 - 18	Wood	4	51050/2	(4-30")	28,285	54050/2	(4-30")	25,070	
240	60	18 - 20	Wood	4	51051/2	(4-32")	30,515	54051/2	(4-32")	27,265	
240	66	18 - 20	Wood	4	51052/2	(4-34")	32,820	54052/2	(4-34")	29,425	
240	72	18 - 20	Wood	4	51053/2	(4-36")	35,800	54053/2	(4-36")	32,025	
240	78	18 - 20	Wood	4	51054/2	(4-38")	37,965	54054/2	(4-38")	34,260	
240	84	18 - 20	Wood	4	51055/2	(4-40")	40,160	54055/2	(4-40")	36,440	



DUO BASE

VOX® CONFERENCE TABLES

RECTANGLE WAVE SHAPE

Specify edge type, add the two letter code after the model number.



Facet Edge "FC"



Taper Edge "TE"

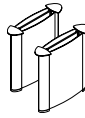


Flowform Edge "FF"
5% upcharge
laminate not available



Camber Edge "CE"
5% upcharge

Anodized Aluminum Base Ends

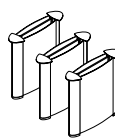


* Based on a chair width of 25".


L	x	D	Sugg Seat Capacity	Top Finish	Top Sections	Model Number	2 Duo Bases	List Price
72	36	4-6	4-6	Wood	1	20801/2	(2-22")	5,375
72	36	4-6	4-6	P-Lam	1	20801/5	(2-22")	4,615
78	38	4-6	4-6	Wood	1	20802/2	(2-22")	5,815
78	38	4-6	4-6	P-Lam	1	20802/5	(2-22")	4,960
84	38	6-8	6-8	Wood	1	20803/2	(2-22")	6,085
84	38	6-8	6-8	P-Lam	1	20803/5	(2-22")	5,160
84	42	6-8	6-8	Wood	1	20804/2	(2-22")	6,495
84	42	6-8	6-8	P-Lam	1	20804/5	(2-22")	5,465
96	42	6-8	6-8	Wood	1	20805/2	(2-22")	7,105
96	42	6-8	6-8	P-Lam	1	20805/5	(2-22")	5,925
96	48	6-8	6-8	Wood	1	20806/2	(2-24")	7,825
96	48	6-8	6-8	P-Lam	1	20806/5	(2-24")	6,490
108	42	6-8	6-8	Wood	1	20807/2	(2-22")	7,720
108	42	6-8	6-8	P-Lam	1	20807/5	(2-22")	6,420
108	48	8-10	8-10	Wood	1	20808/2	(2-24")	8,525
108	48	8-10	8-10	P-Lam	1	20808/5	(2-24")	7,025
120	42	8-10	8-10	Wood	2	20809/2	(2-24")	9,110
120	42	8-10	8-10	P-Lam	2	20809/5	(2-24")	7,640
120	48	8-10	8-10	Wood	2	20810/2	(2-24")	9,985
120	48	8-10	8-10	P-Lam	2	20810/5	(2-24")	8,310
120	54	8-10	8-10	Wood	2	20811/2	(2-28")	11,120
132	48	8-10	8-10	Wood	2	20812/2	(2-24")	10,940
132	54	8-10	8-10	Wood	2	20813/2	(2-28")	12,085

These models are constructed without support rails – bases are attached directly to tops.

Anodized Aluminum Base Ends



Anodized Aluminum Base Ends

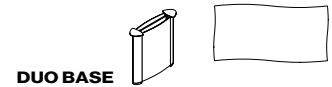


* Based on a chair width of 25".

L	x	D	Sugg Seat Capacity	Top Finish	Top Sections	Model Number	3 Duo Bases	List Price	Model Number	2 Tri Bases 1 Duo Base	List Price
144	48	10-12	10-12	Wood	2	20814/2	(3-24")	12,855	51614/2	(2-28" dia, 26")	13,745
144	54	10-12	10-12	Wood	2	20815/2	(3-28")	14,015	51615/2	(2-30" dia, 28")	14,900
144	60	10-12	10-12	Wood	2	20816/2	(3-32")	15,120	51616/2	(2-30" dia, 32")	16,015
156	48	10-12	10-12	Wood	2	20817/2	(3-24")	13,795	51617/2	(2-28" dia, 26")	14,665
156	54	12-14	12-14	Wood	2	20818/2	(3-28")	15,060	51618/2	(2-30" dia, 28")	15,765
156	60	12-14	12-14	Wood	2	20819/2	(3-32")	16,300	51619/2	(2-30" dia, 32")	17,075
156	66	12-14	12-14	Wood	3	20820/2	(3-34")	17,650	51620/2	(2-32" dia, 34")	18,460
168	48	12-14	12-14	Wood	2	20821/2	(3-24")	15,430	51621/2	(2-28" dia, 26")	16,315
168	54	12-14	12-14	Wood	2	20822/2	(3-28")	16,815	51622/2	(2-30" dia, 28")	18,275
168	60	12-14	12-14	Wood	2	20823/2	(3-32")	18,180	51623/2	(2-30" dia, 32")	19,055
168	66	12-14	12-14	Wood	3	20824/2	(3-34")	19,645	51624/2	(2-32" dia, 34")	20,470

VOX® CONFERENCE TABLES

RECTANGLE WAVE SHAPE



Specify edge type; add the two letter code after the model number.



Facet Edge "FC"



Taper Edge "TE"

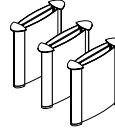


Flowform Edge "FF"
5% upcharge
laminates not available

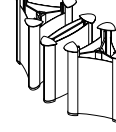


Camber Edge "CE"
5% upcharge

Anodized Aluminum Base Ends



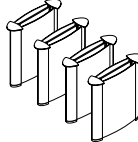
Anodized Aluminum Base Ends




*Based on a chair width of 25".

L	x	D	Sugg Seat Capacity	Top Finish	Top Sections	Model Number	3 Duo Bases	List Price	Model Number	2 Tri Bases 1 Duo Base	List Price
180	48	12-14	Wood	3	20825/2	(3-24")	16,185	51625/2	(2-28" dia, 26")	17,065	
180	54	14-16	Wood	3	20826/2	(3-28")	17,660	51626/2	(2-30" dia, 28")	19,750	
180	60	14-16	Wood	3	20827/2	(3-32")	19,115	51627/2	(2-30" dia, 32")	19,995	
180	66	14-16	Wood	3	20828/2	(3-34")	20,700	51628/2	(2-32" dia, 34")	22,725	
180	72	14-16	Wood	3	20829/2	(3-36")	22,190	51629/2	(2-34" dia, 36")	23,130	
192	54	14-16	Wood	4	20830/2	(3-28")	19,040	51630/2	(2-30" dia, 28")	19,940	
192	60	14-16	Wood	4	20831/2	(3-32")	20,630	51631/2	(2-30" dia, 32")	22,740	
192	66	14-16	Wood	4	20832/2	(3-34")	22,350	51632/2	(2-32" dia, 34")	23,160	
192	72	14-16	Wood	4	20833/2	(3-36")	23,985	51633/2	(2-34" dia, 36")	24,925	
204	54	14-16	Wood	4	20834/2	(3-28")	19,930	51634/2	(2-30" dia, 28")	20,790	
204	60	16-18	Wood	4	20835/2	(3-32")	21,610	51635/2	(2-30" dia, 32")	22,470	
204	66	16-18	Wood	4	20836/2	(3-34")	23,420	51636/2	(2-32" dia, 34")	24,225	
204	72	16-18	Wood	4	20837/2	(3-36")	25,160	51637/2	(2-34" dia, 36")	26,075	
204	78	16-18	Wood	4	20838/2	(3-38")	26,905	51638/2	(2-36" dia, 38")	27,770	
216	54	16-18	Wood	4	20839/2	(3-28")	21,415	51639/2	(2-30" dia, 28")	22,290	
216	60	16-18	Wood	4	20840/2	(3-32")	23,250	51640/2	(2-30" dia, 32")	24,125	
216	66	16-18	Wood	4	20841/2	(3-34")	25,220	51641/2	(2-32" dia, 34")	26,015	
216	72	16-18	Wood	4	20842/2	(3-36")	27,115	51642/2	(2-34" dia, 36")	28,040	
216	78	16-18	Wood	4	20843/2	(3-38")	28,990	51643/2	(2-36" dia, 38")	29,895	

Anodized Aluminum Base Ends



Anodized Aluminum Base Ends



*Based on a chair width of 25".

L	x	D	Sugg Seat Capacity	Top Finish	Top Sections	Model Number	4 Duo Bases	List Price	Model Number	2 Tri Bases 2 Duo Bases	List Price
228	54	16-18	Wood	4	20844/2	(4-28")	23,670	51644/2	(2-30" dia, 2-28")	24,540	
228	60	16-18	Wood	4	20845/2	(4-32")	25,675	51645/2	(2-30" dia, 2-32")	26,555	
228	66	18-20	Wood	4	20846/2	(4-34")	28,395	51646/2	(2-32" dia, 2-34")	29,205	
228	72	18-20	Wood	4	20847/2	(4-36")	29,855	51647/2	(2-34" dia, 2-36")	30,795	
228	78	18-20	Wood	4	20848/2	(4-38")	31,905	51648/2	(2-36" dia, 2-38")	32,780	
228	84	18-20	Wood	4	20849/2	(4-40")	33,840	51649/2	(2-38" dia, 2-40")	36,670	
240	54	16-18	Wood	4	20850/2	(4-28")	25,055	51650/2	(2-30" dia, 2-28")	25,950	
240	60	18-20	Wood	4	20851/2	(4-32")	27,205	51651/2	(2-30" dia, 2-32")	28,085	
240	66	18-20	Wood	4	20852/2	(4-34")	29,435	51652/2	(2-32" dia, 2-34")	30,230	
240	72	18-20	Wood	4	20853/2	(4-36")	31,675	51653/2	(2-34" dia, 2-36")	32,600	
240	78	18-20	Wood	4	20854/2	(4-38")	33,875	51654/2	(2-36" dia, 2-38")	34,755	
240	84	18-20	Wood	4	20855/2	(4-40")	35,960	51655/2	(2-38" dia, 2-40")	36,935	



6" ACCESS BASE

VOX® CONFERENCE TABLES

RECTANGLE WAVE SHAPE DESIGN - NIENKAMPER

Specify edge type; add the two letter code after the model number.



Facet Edge "FC"



Taper Edge "TE"

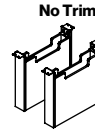


Flowform Edge "FF"
5% upcharge
laminates not available



Camber Edge "CE"
5% upcharge

*Based on a chair width of 25".



No Trim




With Anodized Aluminum Trim

L" x D"	Sugg Seat Capacity	Top Finish	Top Sections	Model Number	Base Size "	2 Access Bases List Price	Model Number	Base Size "	2 Access Bases List Price
72 x 36	4-6	Wood	1	64011/2	2-19	5,710	64012/2	2-19	5,810
72 x 36	4-6	P-Lam	1	64011/5	2-19	4,970	64012/5	2-19	5,075
78 x 38	4-6	Wood	1	64021/2	2-19	6,140	64022/2	2-19	6,255
78 x 38	4-6	P-Lam	1	64021/5	2-19	5,300	64022/5	2-19	5,410
84 x 38	6-8	Wood	1	64031/2	2-19	6,400	64032/2	2-19	6,500
84 x 38	6-8	P-Lam	1	64031/5	2-19	5,500	64032/5	2-19	5,600
84 x 42	6-8	Wood	1	64041/2	2-19	6,800	64042/2	2-19	6,910
84 x 42	6-8	P-Lam	1	64041/5	2-19	5,795	64042/5	2-19	5,910
96 x 42	6-8	Wood	1	64051/2	2-19	7,390	64052/2	2-19	7,500
96 x 42	6-8	P-Lam	1	64051/5	2-19	6,245	64052/5	2-19	6,345
96 x 48	6-8	Wood	1	64061/2	2-24	8,090	64062/2	2-24	8,195
96 x 48	6-8	P-Lam	1	64061/5	2-24	6,795	64062/5	2-24	6,900
108 x 42	8-10	Wood	1	64071/2	2-19	7,985	64072/2	2-19	8,095
108 x 42	8-10	P-Lam	1	64071/5	2-19	6,715	64072/5	2-19	6,825
108 x 48	8-10	Wood	1	64081/2	2-24	8,770	64082/2	2-24	8,875
108 x 48	8-10	P-Lam	1	64081/5	2-24	7,315	64082/5	2-24	7,420
120 x 42	8-10	Wood	2	64091/2	2-19	9,335	64092/2	2-19	9,440
120 x 42	8-10	P-Lam	2	64091/5	2-19	7,910	64092/5	2-19	8,015
120 x 48	8-10	Wood	2	64101/2	2-24	10,180	64102/2	2-24	10,290
120 x 48	8-10	P-Lam	2	64101/5	2-24	8,555	64102/5	2-24	8,665
120 x 54	8-10	Wood	2	64111/2	2-24	11,280	64112/2	2-24	11,395
132 x 48	8-10	Wood	2	64121/2	2-24	11,105	64122/2	2-24	11,220
132 x 54	8-10	Wood	2	64131/2	2-24	12,225	64132/2	2-24	12,325

These models are constructed without support rails - bases are attached directly to tops.

*Based on a chair width of 25".



No Trim



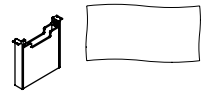
With Anodized Aluminum Trim

L" x D"	Sugg Seat Capacity	Top Finish	Top Sections	Model Number	Base Size "	3 Access Bases List Price	Model Number	Base Size "	3 Access Bases List Price
144 x 48	10-12	Wood	2	64141/2	3-24	12,975	64142/2	3-24	13,080
144 x 54	10-12	Wood	2	64151/2	3-24	14,100	64152/2	3-24	14,205
144 x 60	10-12	Wood	2	64161/2	3-28	15,170	64162/2	3-28	15,275
156 x 48	10-12	Wood	2	64171/2	3-24	13,885	64172/2	3-24	13,995
156 x 54	12-14	Wood	2	64181/2	3-24	15,105	64182/2	3-24	15,220
156 x 60	12-14	Wood	2	64191/2	3-28	16,320	64192/2	3-28	16,425
156 x 66	12-14	Wood	3	64201/2	3-32	17,625	64202/2	3-32	17,740
168 x 48	12-14	Wood	2	64211/2	3-24	15,470	64212/2	3-24	15,580
168 x 54	12-14	Wood	2	64221/2	3-24	16,815	64222/2	3-24	16,920
168 x 60	12-14	Wood	2	64231/2	3-28	18,145	64232/2	3-28	18,260
168 x 66	12-14	Wood	3	64241/2	3-32	19,560	64242/2	3-32	19,670

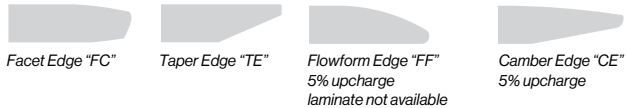
VOX® CONFERENCE TABLES

RECTANGLE WAVE SHAPE DESIGN – NIENKÄMPER


6" ACCESS BASE



Specify edge type; add the two letter code after the model number.



*Based on a chair width of 25".



L" x D"	Sugg Seat Capacity	Top Finish	Top Sections	Model Number	Base Size"	3 Access Bases List Price	Model Number	Base Size"	3 Access Bases List Price
180 48	12-14	Wood	3	64251/2	3-24	16,200	64252/2	3-24	16,315
180 54	14-16	Wood	3	64261/2	3-24	17,635	64262/2	3-24	17,750
180 60	14-16	Wood	3	64271/2	3-28	19,045	64272/2	3-28	19,160
180 66	14-16	Wood	3	64281/2	3-32	20,580	64282/2	3-32	20,690
180 72	14-16	Wood	3	64291/2	3-36	22,030	64292/2	3-36	22,140
192 54	14-16	Wood	4	64301/2	3-24	18,980	64302/2	3-24	19,085
192 60	14-16	Wood	4	64311/2	3-28	20,520	64312/2	3-28	20,630
192 66	14-16	Wood	4	64321/2	3-32	22,185	64322/2	3-32	22,295
192 72	14-16	Wood	4	64331/2	3-36	23,780	64332/2	3-36	23,895
204 54	14-16	Wood	4	64341/2	3-24	19,835	64342/2	3-24	19,945
204 60	16-18	Wood	4	64351/2	3-28	21,470	64352/2	3-28	21,580
204 66	16-18	Wood	4	64361/2	3-32	23,230	64362/2	3-32	23,335
204 72	16-18	Wood	4	64371/2	3-36	24,910	64372/2	3-36	25,020
204 78	16-18	Wood	4	64381/2	3-36	26,615	64382/2	3-36	26,720
216 54	16-18	Wood	4	64391/2	3-24	21,275	64392/2	3-24	21,385
216 60	16-18	Wood	4	64401/2	3-28	23,065	64402/2	3-28	23,175
216 66	16-18	Wood	4	64411/2	3-32	24,980	64412/2	3-32	25,085
216 72	16-18	Wood	4	64421/2	3-36	26,820	64422/2	3-36	26,925
216 78	16-18	Wood	4	64431/2	3-36	28,635	64432/2	3-36	28,745

*Based on a chair width of 25".



L" x D"	Sugg Seat Capacity	Top Finish	Top Sections	Model Number	Base Size"	4 Access Bases List Price	Model Number	Base Size"	4 Access Bases List Price
228 54	16-18	Wood	4	64441/2	4-24	23,470	64442/2	4-24	23,585
228 60	16-18	Wood	4	64451/2	4-28	25,420	64452/2	4-28	25,530
228 66	18-20	Wood	4	64461/2	4-32	28,060	64462/2	4-32	28,170
228 72	18-20	wood	4	64471/2	4-36	29,475	64472/2	4-36	29,590
228 78	18-20	Wood	4	64481/2	4-36	31,460	64482/2	4-36	31,570
228 84	18-20	Wood	4	64491/2	4-40	33,345	64492/2	4-40	33,450
240 54	16-18	Wood	4	64501/2	4-24	24,820	64502/2	4-24	24,925
240 60	18-20	wood	4	64511/2	4-28	26,905	64512/2	4-28	27,015
240 66	18-20	Wood	4	64521/2	4-32	29,070	64522/2	4-32	29,175
240 72	18-20	Wood	4	64531/2	4-36	31,240	64532/2	4-36	31,355
240 78	18-20	Wood	4	64541/2	4-36	33,380	64542/2	4-36	33,490
240 84	18-20	Wood	4	64551/2	4-40	35,405	64552/2	4-40	35,505



8" ACCESS BASE

VOX® CONFERENCE TABLES

RECTANGLE WAVE SHAPE DESIGN - NIENKÄMPER

Specify edge type; add the two letter code after the model number.



Facet Edge "FC"



Taper Edge "TE"

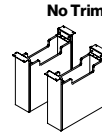


Flowform Edge "FF"
5% upcharge
laminite not available



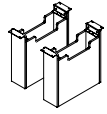
Camber Edge "CE"
5% upcharge

*Based on a chair width of 25".



No Trim

With Anodized Aluminum Trim



L" x D"	Sugg Seat Capacity	Top Finish	Top Sections	Model Number	Base Size"	2 Access Bases List Price	Model Number	Base Size"	2 Access Bases List Price
72 x 36	4-6	Wood	1	64013/2	2-19	5,710	64014/2	2-19	5,810
72 x 36	4-6	P-Lam	1	64013/5	2-19	4,970	64014/5	2-19	5,075
78 x 38	4-6	Wood	1	64023/2	2-19	6,140	64024/2	2-19	6,255
78 x 38	4-6	P-Lam	1	64023/5	2-19	5,300	64024/5	2-19	5,410
84 x 38	6-8	Wood	1	64033/2	2-19	6,400	64034/2	2-19	6,500
84 x 38	6-8	P-Lam	1	64033/5	2-19	5,500	64034/5	2-19	5,600
84 x 42	6-8	Wood	1	64043/2	2-19	6,800	64044/2	2-19	6,910
84 x 42	6-8	P-Lam	1	64043/5	2-19	5,795	64044/5	2-19	5,910
96 x 42	6-8	Wood	1	64053/2	2-19	7,390	64054/2	2-19	7,500
96 x 42	6-8	P-Lam	1	64053/5	2-19	6,245	64054/5	2-19	6,345
96 x 48	6-8	Wood	1	64063/2	2-24	8,090	64064/2	2-24	8,195
96 x 48	6-8	P-Lam	1	64063/5	2-24	6,795	64064/5	2-24	6,900
108 x 42	8-10	Wood	1	64073/2	2-19	7,985	64074/2	2-19	8,095
108 x 42	8-10	P-Lam	1	64073/5	2-19	6,715	64074/5	2-19	6,825
108 x 48	8-10	Wood	1	64083/2	2-24	8,770	64084/2	2-24	8,875
108 x 48	8-10	P-Lam	1	64083/5	2-24	7,315	64084/5	2-24	7,420
120 x 42	8-10	Wood	2	64093/2	2-19	9,335	64094/2	2-19	9,440
120 x 42	8-10	P-Lam	2	64093/5	2-19	7,910	64094/5	2-19	8,015
120 x 48	8-10	Wood	2	64103/2	2-24	10,180	64104/2	2-24	10,290
120 x 48	8-10	P-Lam	2	64103/5	2-24	8,555	64104/5	2-24	8,665
120 x 54	8-10	Wood	2	64113/2	2-24	11,280	64114/2	2-24	11,395
132 x 48	8-10	Wood	2	64123/2	2-24	11,105	64124/2	2-24	11,220
132 x 54	8-10	Wood	2	64133/2	2-24	12,225	64134/2	2-24	12,325

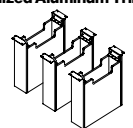
These models are constructed without support rails - bases are attached directly to tops.

*Based on a chair width of 25".



No Trim

With Anodized Aluminum Trim



L" x D"	Sugg Seat Capacity	Top Finish	Top Sections	Model Number	Base Size"	3 Access Bases List Price	Model Number	Base Size"	3 Access Bases List Price
144 x 48	10-12	Wood	2	64143/2	3-24	12,975	64144/2	3-24	13,080
144 x 54	10-12	Wood	2	64153/2	3-24	14,100	64154/2	3-24	14,205
144 x 60	10-12	Wood	2	64163/2	3-28	15,170	64164/2	3-28	15,275
156 x 48	10-12	Wood	2	64173/2	3-24	13,885	64174/2	3-24	13,995
156 x 54	12-14	Wood	2	64183/2	3-24	15,105	64184/2	3-24	15,220
156 x 60	12-14	Wood	2	64193/2	3-28	16,320	64194/2	3-28	16,425
156 x 66	12-14	Wood	3	64203/2	3-32	17,625	64204/2	3-32	17,740
168 x 48	12-14	Wood	2	64213/2	3-24	15,470	64214/2	3-24	15,580
168 x 54	12-14	Wood	2	64223/2	3-24	16,815	64224/2	3-24	16,920
168 x 60	12-14	Wood	2	64233/2	3-28	18,145	64234/2	3-28	18,260
168 x 66	12-14	Wood	3	64243/2	3-32	19,560	64244/2	3-32	19,670

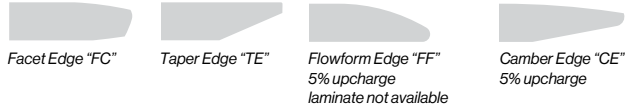
VOX® CONFERENCE TABLES

RECTANGLE WAVE SHAPE DESIGN – NIENKÄMPER

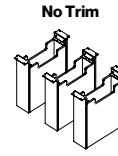
8" ACCESS BASE



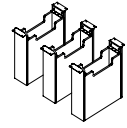
Specify edge type; add the two letter code after the model number.



*Based on a chair width of 25".



With Anodized Aluminum Trim

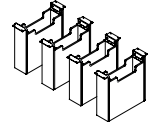


L" x D"	Sugg Seat Capacity	Top Finish	Top Sections	Model Number	Base Size "	3 Access Bases List Price	Model Number	Base Size "	3 Access Bases List Price
180 48	12-14	Wood	3	64253/2	3-24	16,200	64254/2	3-24	16,315
180 54	14-16	Wood	3	64263/2	3-24	17,635	64264/2	3-24	17,750
180 60	14-16	Wood	3	64273/2	3-28	19,045	64274/2	3-28	19,160
180 66	14-16	Wood	3	64283/2	3-32	20,580	64284/2	3-32	20,690
180 72	14-16	Wood	3	64293/2	3-36	22,030	64294/2	3-36	22,140
192 54	14-16	Wood	4	64303/2	3-24	18,980	64304/2	3-24	19,085
192 60	14-16	Wood	4	64313/2	3-28	20,520	64314/2	3-28	20,630
192 66	14-16	Wood	4	64323/2	3-32	22,185	64324/2	3-32	22,295
192 72	14-16	Wood	4	64333/2	3-36	23,780	64334/2	3-36	23,895
204 54	14-16	Wood	4	64343/2	3-24	19,835	64344/2	3-24	19,945
204 60	16-18	Wood	4	64353/2	3-28	21,470	64354/2	3-28	21,580
204 66	16-18	Wood	4	64363/2	3-32	23,230	64364/2	3-32	23,335
204 72	16-18	Wood	4	64373/2	3-36	24,910	64374/2	3-36	25,020
204 78	16-18	Wood	4	64383/2	3-36	26,615	64384/2	3-36	26,720
216 54	16-18	Wood	4	64393/2	3-24	21,275	64394/2	3-24	21,385
216 60	16-18	Wood	4	64403/2	3-28	23,065	64404/2	3-28	23,175
216 66	16-18	Wood	4	64413/2	3-32	24,980	64414/2	3-32	25,085
216 72	16-18	Wood	4	64423/2	3-36	26,820	64424/2	3-36	26,925
216 78	16-18	Wood	4	64433/2	3-36	28,635	64434/2	3-36	28,745

*Based on a chair width of 25".



With Anodized Aluminum Trim



L" x D"	Sugg Seat Capacity	Top Finish	Top Sections	Model Number	Base Size "	4 Access Bases List Price	Model Number	Base Size "	4 Access Bases List Price
228 54	16-18	Wood	4	64443/2	4-24	23,470	64444/2	4-24	23,585
228 60	16-18	Wood	4	64453/2	4-28	25,420	64454/2	4-28	25,530
228 66	18-20	Wood	4	64463/2	4-32	28,060	64464/2	4-32	28,170
228 72	18-20	Wood	4	64473/2	4-36	29,475	64474/2	4-36	29,590
228 78	18-20	Wood	4	64483/2	4-36	31,460	64484/2	4-36	31,570
228 84	18-20	Wood	4	64493/2	4-40	33,345	64494/2	4-40	33,450
240 54	16-18	Wood	4	64503/2	4-24	24,820	64504/2	4-24	24,925
240 60	18-20	Wood	4	64513/2	4-28	26,905	64514/2	4-28	27,015
240 66	18-20	Wood	4	64523/2	4-32	29,070	64524/2	4-32	29,175
240 72	18-20	Wood	4	64533/2	4-36	31,240	64534/2	4-36	31,355
240 78	18-20	Wood	4	64543/2	4-36	33,380	64544/2	4-36	33,490
240 84	18-20	Wood	4	64553/2	4-40	35,405	64554/2	4-40	35,505



TOWER BASE

Specify edge type; add the two letter code after the model number.



Facet Edge "FC"



Taper Edge "TE"



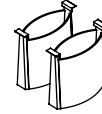
Flowform Edge "FF"
5% upcharge
laminite not available



Camber Edge "CE"
5% upcharge

*Based on a chair width of 25".


L" x D"	Sugg Seat Capacity	Top Finish	Top Sections	Model Number	Base Size "	2 Tower Bases List Price
72 x 36	4-6	Wood	1	83401/2	2-20	5,885
72 x 36	4-6	P-Lam	1	83401/5	2-20	5,120
78 x 38	4-6	Wood	1	83402/2	2-20	6,325
78 x 38	4-6	P-Lam	1	83402/5	2-20	5,460
84 x 38	6-8	Wood	1	83403/2	2-20	6,595
84 x 38	6-8	P-Lam	1	83403/5	2-20	5,665
84 x 42	6-8	Wood	1	83404/2	2-20	7,005
84 x 42	6-8	P-Lam	1	83404/5	2-20	5,970
96 x 42	6-8	Wood	1	83405/2	2-20	7,615
96 x 42	6-8	P-Lam	1	83405/5	2-20	6,435
96 x 48	6-8	Wood	1	83406/2	2-24	8,335
96 x 48	6-8	P-Lam	1	83406/5	2-24	7,000
108 x 42	8-10	Wood	1	83407/2	2-20	8,225
108 x 42	8-10	P-Lam	1	83407/5	2-20	6,920
108 x 48	8-10	Wood	1	83408/2	2-24	9,035
108 x 48	8-10	P-Lam	1	83408/5	2-24	7,535
120 x 42	8-10	Wood	2	83409/2	2-20	9,620
120 x 42	8-10	P-Lam	2	83409/5	2-20	8,150
120 x 48	8-10	Wood	2	83410/2	2-24	10,490
120 x 48	8-10	P-Lam	2	83410/5	2-24	8,815
120 x 54	8-10	Wood	2	83411/2	2-24	11,620
132 x 48	8-10	Wood	2	83412/2	2-24	11,440
132 x 54	8-10	Wood	2	83413/2	2-24	12,595
144 x 48	10-12	Wood	2	83414/2	2-24	13,365
144 x 54	10-12	Wood	2	83415/2	2-24	14,525
144 x 60	10-12	Wood	2	83416/2	2-30	15,630



These models are constructed without support rails - bases are attached directly to tops.

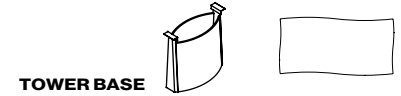
*Based on a chair width of 25".

L" x D"	Sugg Seat Capacity	Top Finish	Top Sections	Model Number	Base Size "	3 Tower Bases List Price
156 x 48	10-12	Wood	2	83417/2	3-24	14,305
156 x 54	12-14	Wood	2	83418/2	3-24	15,560
156 x 60	12-14	Wood	2	83419/2	3-30	16,810
156 x 66	12-14	Wood	3	83420/2	3-30	18,155
168 x 48	12-14	Wood	2	83421/2	3-24	15,935
168 x 54	12-14	Wood	2	83422/2	3-24	17,320
168 x 60	12-14	Wood	2	83423/2	3-30	18,690
168 x 66	12-14	Wood	3	83424/2	3-30	20,150

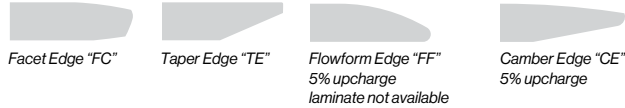


VOX® CONFERENCE TABLES

RECTANGLE WAVE SHAPE DESIGN – NIENKÄMPER




Specify edge type; add the two letter code after the model number.




*Based on a chair width of 25".

L" x D"	Sugg Seat Capacity	Top Finish	Top Sections	Model Number	Base Size"	3 Tower Bases List Price
180 48	12-14	Wood	3	83425/2	3-24	16,690
180 54	14-16	Wood	3	83426/2	3-24	18,165
180 60	14-16	Wood	3	83427/2	3-30	19,620
180 66	14-16	Wood	3	83428/2	3-30	21,200
180 72	14-16	Wood	3	83429/2	3-36	22,695
192 54	14-16	Wood	4	83430/2	3-24	19,550
192 60	14-16	Wood	4	83431/2	3-30	21,140
192 66	14-16	Wood	4	83432/2	3-30	22,855
192 72	14-16	Wood	4	83433/2	3-36	24,495
204 54	14-16	Wood	4	83434/2	3-24	20,435
204 60	16-18	Wood	4	83435/2	3-30	22,115
204 66	16-18	Wood	4	83436/2	3-30	23,930
204 72	16-18	Wood	4	83437/2	3-36	25,660
204 78	16-18	Wood	4	83438/2	3-36	27,415
216 54	16-18	Wood	4	83439/2	3-24	21,915
216 60	16-18	Wood	4	83440/2	3-30	23,760
216 66	16-18	Wood	4	83441/2	3-30	25,730
216 72	16-18	Wood	4	83442/2	3-36	27,625
216 78	16-18	Wood	4	83443/2	3-36	29,495



*Based on a chair width of 25".

L" x D"	Sugg Seat Capacity	Top Finish	Top Sections	Model Number	Base Size"	4 Tower Bases List Price
228 54	16-18	Wood	4	83444/2	4-24	24,175
228 60	16-18	Wood	4	83445/2	4-30	26,185
228 66	18-20	Wood	4	83446/2	4-30	28,905
228 72	18-20	wood	4	83447/2	4-36	30,360
228 78	18-20	Wood	4	83448/2	4-36	32,405
228 84	18-20	Wood	4	83449/2	4-36	34,350
240 54	16-18	Wood	4	83450/2	4-24	25,565
240 60	18-20	wood	4	83451/2	4-30	27,715
240 66	18-20	Wood	4	83452/2	4-30	29,945
240 72	18-20	Wood	4	83453/2	4-36	32,180
240 78	18-20	Wood	4	83454/2	4-36	34,385
240 84	18-20	Wood	4	83455/2	4-36	36,470





TAPER BASE

VOX® CONFERENCE TABLES

RECTANGLE WAVE SHAPE

Specify edge type; add the two letter code after the model number.



Facet Edge "FC"



Taper Edge "TE"



Flowform Edge "FF"
5% upcharge
laminates not available



Camber Edge "CE"
5% upcharge

Mirror-Polished



Metallic Silver Paint



*Based on a chair width of 25".

L	x	D	Sugg Seat Capacity	Top Finish	Top Sections	Model Number	2 Taper Bases	List Price	Model Number	2 Taper Bases	List Price
72	36	4-6	4-6	Wood	1	51701/2	(2-24")	7,205	54301/2	(2-24")	5,700
72	36	4-6	4-6	P-Lam	1	51701/5	(2-24")	6,440	54301/5	(2-24")	4,935
78	38	4-6	4-6	Wood	1	51702/2	(2-24")	7,650	54302/2	(2-24")	6,135
78	38	4-6	4-6	P-Lam	1	51702/5	(2-24")	6,805	54302/5	(2-24")	5,290
84	38	6-8	6-8	Wood	1	51703/2	(2-24")	7,975	54303/2	(2-24")	6,465
84	38	6-8	6-8	P-Lam	1	51703/5	(2-24")	7,050	54303/5	(2-24")	5,540
84	42	6-8	6-8	Wood	1	51704/2	(2-26")	8,485	54304/2	(2-26")	7,025
84	42	6-8	6-8	P-Lam	1	51704/5	(2-26")	7,445	54304/5	(2-26")	5,985
96	42	6-8	6-8	Wood	1	51705/2	(2-26")	9,105	54305/2	(2-26")	7,625
96	42	6-8	6-8	P-Lam	1	51705/5	(2-26")	7,915	54305/5	(2-26")	6,460
96	48	6-8	6-8	Wood	1	51706/2	(2-28")	9,890	54306/2	(2-28")	8,405
96	48	6-8	6-8	P-Lam	1	51706/5	(2-28")	8,535	54306/5	(2-28")	7,055
108	42	6-8	6-8	Wood	1	51707/2	(2-26")	9,755	54307/2	(2-26")	8,310
108	42	6-8	6-8	P-Lam	1	51707/5	(2-26")	8,445	54307/5	(2-26")	6,980
108	48	8-10	8-10	Wood	1	51708/2	(2-28")	10,580	54308/2	(2-28")	9,105
108	48	8-10	8-10	P-Lam	1	51708/5	(2-28")	9,075	54308/5	(2-28")	7,585
120	42	8-10	8-10	Wood	2	51709/2	(2-26")	10,425	54309/2	(2-26")	8,970
120	42	8-10	8-10	P-Lam	2	51709/5	(2-26")	8,970	54309/5	(2-26")	7,505
120	48	8-10	8-10	Wood	2	51710/2	(2-28")	11,340	54310/2	(2-28")	9,855
120	48	8-10	8-10	P-Lam	2	51710/5	(2-28")	9,665	54310/5	(2-28")	8,180
120	54	8-10	8-10	Wood	2	51711/2	(2-30")	12,305	54311/2	(2-30")	10,815
132	48	8-10	8-10	Wood	2	51712/2	(2-28")	12,295	54312/2	(2-28")	10,800
132	54	8-10	8-10	Wood	2	51713/2	(2-30")	13,265	54313/2	(2-30")	11,785

Mirror-Polished



Metallic Silver Paint



*Based on a chair width of 25".

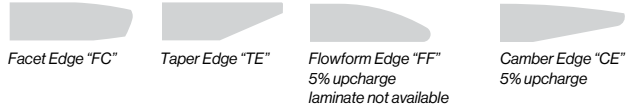
L	x	D	Sugg Seat Capacity	Top Finish	Top Sections	Model Number	3 Taper Bases	List Price	Model Number	3 Taper Bases	List Price
144	48	10-12	10-12	Wood	2	51714/2	(3-28")	14,900	54314/2	(3-28")	12,665
144	54	10-12	10-12	Wood	2	51715/2	(3-30")	15,965	54315/2	(3-30")	13,740
144	60	10-12	10-12	Wood	2	51716/2	(3-32")	17,480	54316/2	(3-32")	15,105
156	48	10-12	10-12	Wood	2	51717/2	(3-28")	15,840	54317/2	(3-28")	13,600
156	54	12-14	12-14	Wood	2	51718/2	(3-30")	17,015	54318/2	(3-30")	14,790
156	60	12-14	12-14	Wood	2	51719/2	(3-32")	18,650	54319/2	(3-32")	16,275
156	66	12-14	12-14	Wood	3	51720/2	(3-34")	19,840	54320/2	(3-34")	17,470
168	48	12-14	12-14	Wood	2	51721/2	(3-28")	17,475	54321/2	(3-28")	15,240
168	54	12-14	12-14	Wood	2	51722/2	(3-30")	18,795	54322/2	(3-30")	16,545
168	60	12-14	12-14	Wood	2	51723/2	(3-32")	20,540	54323/2	(3-32")	18,160
168	66	12-14	12-14	Wood	3	51724/2	(3-34")	21,840	54324/2	(3-34")	19,470

VOX® CONFERENCE TABLES

RECTANGLE WAVE SHAPE



Specify edge type; add the two letter code after the model number.



Mirror-Polished



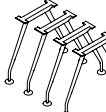
Metallic Silver Paint



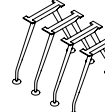
* Based on a chair width of 25".

L	x	D	Sugg Seat Capacity	Top Finish	Top Sections	Model Number	3 Taper Bases	List Price	Model Number	3 Taper Bases	List Price
180	48	12 - 14	Wood	3	51725/2	(3-28")	18,230	54325/2	(3-28")	16,000	
180	54	14 - 16	Wood	3	51726/2	(3-30")	19,615	54326/2	(3-30")	17,390	
180	60	14 - 16	Wood	3	51727/2	(3-32")	21,480	54327/2	(3-32")	19,090	
180	66	14 - 16	Wood	3	51728/2	(3-34")	22,875	54328/2	(3-34")	20,490	
180	72	14 - 16	Wood	3	51729/2	(3-36")	24,370	54329/2	(3-36")	21,945	

Mirror-Polished



Metallic Silver Paint



* Based on a chair width of 25".

L	x	D	Sugg Seat Capacity	Top Finish	Top Sections	Model Number	4 Taper Bases	List Price	Model Number	4 Taper Bases	List Price
192	54	14 - 16	Wood	4	51730/2	(4-30")	22,785	54330/2	(4-30")	19,800	
192	60	14 - 16	Wood	4	51731/2	(4-32")	24,915	54331/2	(4-32")	21,760	
192	66	14 - 16	Wood	4	51732/2	(4-34")	26,475	54332/2	(4-34")	23,305	
192	72	14 - 16	Wood	4	51733/2	(4-36")	28,130	54333/2	(4-36")	24,905	
204	54	14 - 16	Wood	4	51734/2	(4-30")	23,635	54334/2	(4-30")	20,670	
204	60	16 - 18	Wood	4	51735/2	(4-32")	25,890	54335/2	(4-32")	22,720	
204	66	16 - 18	Wood	4	51736/2	(4-34")	27,530	54336/2	(4-34")	24,360	
204	72	16 - 18	Wood	4	51737/2	(4-36")	29,290	54337/2	(4-36")	26,060	
204	78	16 - 18	Wood	4	51738/2	(4-38")	30,995	54338/2	(4-38")	27,760	
216	54	16 - 18	Wood	4	51739/2	(4-30")	25,160	54339/2	(4-30")	22,180	
216	60	16 - 18	Wood	4	51740/2	(4-32")	27,540	54340/2	(4-32")	24,365	
216	66	16 - 18	Wood	4	51741/2	(4-34")	29,345	54341/2	(4-34")	26,160	
216	72	16 - 18	Wood	4	51742/2	(4-36")	31,240	54342/2	(4-36")	28,010	
216	78	16 - 18	Wood	4	51743/2	(4-38")	33,110	54343/2	(4-38")	29,885	
228	54	16 - 18	Wood	4	51744/2	(4-30")	26,215	54344/2	(4-30")	23,235	
228	60	16 - 18	Wood	4	51745/2	(4-32")	28,750	54345/2	(4-32")	25,585	
228	66	18 - 20	Wood	4	51746/2	(4-34")	31,285	54346/2	(4-34")	28,125	
228	72	18 - 20	Wood	4	51747/2	(4-36")	32,680	54347/2	(4-36")	29,440	
228	78	18 - 20	Wood	4	51748/2	(4-38")	34,655	54348/2	(4-38")	31,435	
228	84	18 - 20	Wood	4	51749/2	(4-40")	36,585	54349/2	(4-40")	33,355	
240	54	16 - 18	Wood	4	51750/2	(4-30")	27,610	54350/2	(4-30")	24,635	
240	60	18 - 20	Wood	4	51751/2	(4-32")	30,285	54351/2	(4-32")	27,100	
240	66	18 - 20	Wood	4	51752/2	(4-34")	32,325	54352/2	(4-34")	29,160	
240	72	18 - 20	Wood	4	51753/2	(4-36")	34,515	54353/2	(4-36")	31,280	
240	78	18 - 20	Wood	4	51754/2	(4-38")	36,630	54354/2	(4-38")	33,385	
240	84	18 - 20	Wood	4	51755/2	(4-40")	38,700	54355/2	(4-40")	35,455	



T-BASE

VOX® CONFERENCE TABLES

RECTANGLE WAVE SHAPE

Specify edge type; add the two letter code after the model number.



Facet Edge "FC"



Taper Edge "TE"

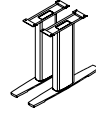


Flowform Edge "FF"
5% upcharge
laminates not available

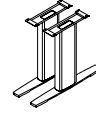


Camber Edge "CE"
5% upcharge

Mirror-Polished



Anodized Aluminum

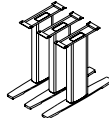


*Based on a chair width of 25".

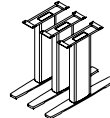
L	x	D	Sugg Seat Capacity	Top Finish	Top Sections	Model Number	2 T-Bases	List Price	Model Number	2 T-Bases	List Price
72	36	4-6	4-6	Wood	1	51801/2	(2-24")	6,500	54401/2	(2-24")	4,970
72	36	4-6	4-6	P-Lam	1	51801/5	(2-24")	5,740	54401/5	(2-24")	4,210
78	38	4-6	4-6	Wood	1	51802/2	(2-24")	6,945	54402/2	(2-24")	5,410
78	38	4-6	4-6	P-Lam	1	51802/5	(2-24")	6,085	54402/5	(2-24")	4,550
84	38	6-8	6-8	Wood	1	51803/2	(2-24")	7,225	54403/2	(2-24")	5,685
84	38	6-8	6-8	P-Lam	1	51803/5	(2-24")	6,290	54403/5	(2-24")	4,755
84	42	6-8	6-8	Wood	1	51804/2	(2-26")	7,665	54404/2	(2-26")	6,140
84	42	6-8	6-8	P-Lam	1	51804/5	(2-26")	6,630	54404/5	(2-26")	5,120
96	42	6-8	6-8	Wood	1	51805/2	(2-26")	8,270	54405/2	(2-26")	6,760
96	42	6-8	6-8	P-Lam	1	51805/5	(2-26")	7,075	54405/5	(2-26")	5,580
96	48	6-8	6-8	Wood	1	51806/2	(2-28")	9,010	54406/2	(2-28")	7,500
96	48	6-8	6-8	P-Lam	1	51806/5	(2-28")	7,675	54406/5	(2-28")	6,165
108	42	6-8	6-8	Wood	1	51807/2	(2-26")	8,880	54407/2	(2-26")	7,375
108	42	6-8	6-8	P-Lam	1	51807/5	(2-26")	7,570	54407/5	(2-26")	6,065
108	48	8-10	8-10	Wood	1	51808/2	(2-28")	9,720	54408/2	(2-28")	8,210
108	48	8-10	8-10	P-Lam	1	51808/5	(2-28")	8,195	54408/5	(2-28")	6,685
120	42	8-10	8-10	Wood	2	51809/2	(2-26")	10,240	54409/2	(2-26")	8,735
120	42	8-10	8-10	P-Lam	2	51809/5	(2-26")	8,785	54409/5	(2-26")	7,275
120	48	8-10	8-10	Wood	2	51810/2	(2-28")	11,170	54410/2	(2-28")	9,665
120	48	8-10	8-10	P-Lam	2	51810/5	(2-28")	9,490	54410/5	(2-28")	7,985
120	54	8-10	8-10	Wood	2	51811/2	(2-30")	12,470	54411/2	(2-30")	10,860
132	48	8-10	8-10	Wood	2	51812/2	(2-28")	12,120	54412/2	(2-28")	10,605
132	54	8-10	8-10	Wood	2	51813/2	(2-30")	13,430	54413/2	(2-30")	11,830

These models are constructed without support rails – bases are attached directly to tops.

Mirror-Polished



Anodized Aluminum

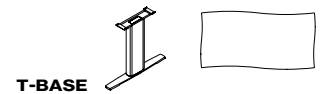


*Based on a chair width of 25".

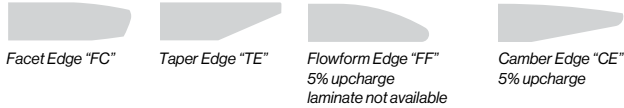
L	x	D	Sugg Seat Capacity	Top Finish	Top Sections	Model Number	3 T-Bases	List Price	Model Number	3 T-Bases	List Price
144	48	10-12	10-12	Wood	2	51814/2	(3-28")	14,640	54414/2	(3-28")	12,370
144	54	10-12	10-12	Wood	2	51815/2	(3-30")	16,200	54415/2	(3-30")	13,810
144	60	10-12	10-12	Wood	2	51816/2	(3-32")	17,380	54416/2	(3-32")	14,935
156	48	10-12	10-12	Wood	2	51817/2	(3-28")	15,570	54417/2	(3-28")	13,300
156	54	12-14	12-14	Wood	2	51818/2	(3-30")	17,260	54418/2	(3-30")	14,850
156	60	12-14	12-14	Wood	2	51819/2	(3-32")	18,540	54419/2	(3-32")	16,105
156	*66	12-14	12-14	Wood	2	51820/2	(3-34")	19,870	54420/2	(3-34")	17,350
168	48	12-14	12-14	Wood	2	51821/2	(3-28")	17,205	54421/2	(3-28")	14,960
168	54	12-14	12-14	Wood	2	51822/2	(3-30")	19,025	54422/2	(3-30")	16,610
168	60	12-14	12-14	Wood	2	51823/2	(3-32")	20,410	54423/2	(3-32")	17,990
168	*66	12-14	12-14	Wood	2	51824/2	(3-34")	21,880	54424/2	(3-34")	19,345

VOX® CONFERENCE TABLES

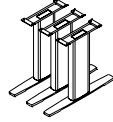
RECTANGLE WAVE SHAPE



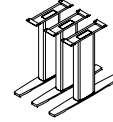
Specify edge type; add the two letter code after the model number.



Mirror-Polished



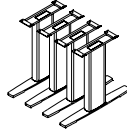
Anodized Aluminum



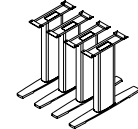
*Based on a chair width of 25".

L	x	D	Sugg Seat Capacity	Top Finish	Top Sections	Model Number	3 T-Bases	List Price	Model Number	3 T-Bases	List Price
180	48	12 - 14	Wood	3	51825/2	(3-28")	17,960	54425/2	(3-28")	15,705	
180	54	14 - 16	Wood	3	51826/2	(3-30")	19,850	54426/2	(3-30")	17,445	
180	60	14 - 16	Wood	3	51827/2	(3-32")	21,355	54427/2	(3-32")	18,920	
180	66	14 - 16	Wood	3	51828/2	(3-34")	22,925	54428/2	(3-34")	20,380	
180	72	14 - 16	Wood	3	51829/2	(3-36")	24,990	54429/2	(3-36")	22,155	

Mirror-Polished

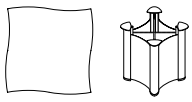


Anodized Aluminum



*Based on a chair width of 25".

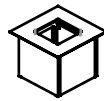
L	x	D	Sugg Seat Capacity	Top Finish	Top Sections	Model Number	4 T-Bases	List Price	Model Number	4 T-Bases	List Price
192	54	14 - 16	Wood	4	51830/2	(4-30")	23,095	54430/2	(4-30")	19,875	
192	60	14 - 16	Wood	4	51831/2	(4-32")	24,770	54431/2	(4-32")	21,525	
192	66	14 - 16	Wood	4	51832/2	(4-34")	26,520	54432/2	(4-34")	23,130	
192	72	14 - 16	Wood	4	51833/2	(4-36")	28,940	54433/2	(4-36")	25,170	
204	54	14 - 16	Wood	4	51834/2	(4-30")	23,965	54434/2	(4-30")	20,755	
204	60	16 - 18	Wood	4	51835/2	(4-32")	25,740	54435/2	(4-32")	22,480	
204	66	16 - 18	Wood	4	51836/2	(4-34")	27,595	54436/2	(4-34")	24,185	
204	72	16 - 18	Wood	4	51837/2	(4-36")	30,120	54437/2	(4-36")	26,325	
204	78	16 - 18	Wood	4	51838/2	(4-38")	31,810	54438/2	(4-38")	28,085	
216	54	16 - 18	Wood	4	51839/2	(4-30")	25,455	54439/2	(4-30")	22,260	
216	60	16 - 18	Wood	4	51840/2	(4-32")	27,375	54440/2	(4-32")	24,135	
216	66	16 - 18	Wood	4	51841/2	(4-34")	29,390	54441/2	(4-34")	25,990	
216	72	16 - 18	Wood	4	51842/2	(4-36")	32,070	54442/2	(4-36")	28,280	
216	78	16 - 18	Wood	4	51843/2	(4-38")	33,915	54443/2	(4-38")	30,195	
228	54	16 - 18	Wood	4	51844/2	(4-30")	26,550	54444/2	(4-30")	23,320	
228	60	16 - 18	Wood	4	51845/2	(4-32")	28,585	54445/2	(4-32")	25,350	
228	66	18 - 20	Wood	4	51846/2	(4-34")	31,355	54446/2	(4-34")	27,945	
228	72	18 - 20	Wood	4	51847/2	(4-36")	33,500	54447/2	(4-36")	29,710	
228	78	18 - 20	Wood	4	51848/2	(4-38")	35,460	54448/2	(4-38")	31,750	
228	84	18 - 20	Wood	4	51849/2	(4-40")	37,480	54449/2	(4-40")	33,760	
240	54	16 - 18	Wood	4	51850/2	(4-30")	27,935	54450/2	(4-30")	24,710	
240	60	18 - 20	Wood	4	51851/2	(4-32")	30,125	54451/2	(4-32")	26,860	
240	66	18 - 20	Wood	4	51852/2	(4-34")	32,380	54452/2	(4-34")	28,985	
240	72	18 - 20	Wood	4	51853/2	(4-36")	35,330	54453/2	(4-36")	31,545	
240	78	18 - 20	Wood	4	51854/2	(4-38")	37,440	54454/2	(4-38")	33,725	
240	84	18 - 20	Wood	4	51855/2	(4-40")	39,585	54455/2	(4-40")	35,875	



QUAD BASE



TAPER LEGS



ACCESS BASE

VOX® CONFERENCE TABLES

SQUARE WAVE SHAPE

Specify edge type; add the two letter code after the model number.



Facet Edge "FC"



Taper Edge "TE"

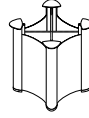


Flowform Edge "FF"
5% upcharge
laminates not available



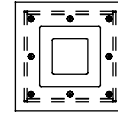
Camber Edge "CE"
5% upcharge

Anodized Aluminum Base Ends

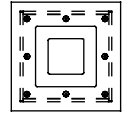


Single Square Access Base

No Trim



With Anodized Aluminum Trim



*Based on a chair width of 25".

L	x	D	Sugg Seat Capacity	Top Finish	Top Sections	Model Number	Quad Base	List Price
42	42	2-4	Wood	1	22890/2	(26")	3,810	
42	42	2-4	P-Lam	1	22890/5	(26")	3,350	
48	48	2-4	Wood	1	22891/2	(26")	4,410	
48	48	2-4	P-Lam	1	22891/5	(26")	3,810	
54	54	4-6	Wood	1	22892/2	(30")	5,395	
54	54	4-6	P-Lam	1	22892/5	(30")	4,615	
60	60	6-8	Wood	1	22893/2	(36")	7,230	
60	60	6-8	P-Lam	1	22893/5	(36")	6,230	
66	66	6-8	Wood	2	22894/2	(42")	8,350	
66	66	6-8	P-Lam	2	22894/5	(42")	7,145	
72	72	6-8	Wood	2	22895/2	(48")	9,685	
72	72	6-8	P-Lam	2	22895/5	(48")	8,230	
78	78	8-10	Wood	2	22896/2	(48")	10,785	
78	78	8-10	P-Lam	2	22896/5	(48")	9,075	
84	84	8-10	Wood	2	22897/2	(54")	12,155	
84	84	8-10	P-Lam	2	22897/5	(54")	10,150	
90	90	8-10	Wood	2	22898/2	(60")	14,565	
90	90	8-10	P-Lam	2	22898/5	(60")	11,490	
96	96	10-12	Wood	2	22899/2	(66")	15,575	
96	96	10-12	P-Lam	2	22899/5	(66")	12,885	

Model Number	List Price	Model Number	List Price
65011/2	4,185	65012/2	4,300
65011/5	3,745	65012/5	3,855
65021/2	4,770	65022/2	4,880
65021/5	4,185	65022/5	4,300
65031/2	5,730	65032/2	5,835
65031/5	4,970	65032/5	5,075
65041/2	7,510	65042/2	7,620
65041/5	6,530	65042/5	6,640
65051/2	8,600	65052/2	8,705
65051/5	7,420	65052/5	7,530
65061/2	9,890	65062/2	10,000
65061/5	8,480	65062/5	8,595
65071/2	10,960	65072/2	11,070
65071/5	9,305	65072/5	9,410
65081/2	12,295	65082/2	12,410
65081/5	10,340	65082/5	10,450
65091/2	14,635	65092/2	14,740
65091/5	11,640	65092/5	11,755
65101/2	15,610	65102/2	15,720
65101/5	13,000	65102/5	13,110

42" and 48" Wave, Square and Round shape tables, with a Quad base, do not have a removable panel. The table is placed on its side for installing and removing cabling and wire management.

Quad base & Taper leg dimensions are shown as overall base diameter; Access base dimension is for one side of base.

Mirror-Polished



Metallic Silver Paint



*Based on a chair width of 25".

L"	x	D"	Sugg Seat Capacity*	Top Finish	Top Sections	Model Number	Taper Legs	List Price	Model Number	Taper Legs	List Price
42	42	2-4	Wood	1	52001/2	(26")	5,500	54501/2	(26")	4,420	
42	42	2-4	P-Lam	1	52001/5	(26")	5,030	54501/5	(26")	3,965	
48	48	2-4	Wood	1	52002/2	(26")	6,130	54502/2	(26")	5,055	
48	48	2-4	P-Lam	1	52002/5	(26")	5,535	54502/5	(26")	4,450	
54	54	4-6	Wood	1	52003/2	(30")	7,025	54503/2	(30")	5,925	
54	54	4-6	P-Lam	1	52003/5	(30")	6,245	54503/5	(30")	5,160	
60	60	6-8	Wood	1	52004/2	(36")	7,995	54504/2	(36")	6,920	
60	60	6-8	P-Lam	1	52004/5	(36")	6,990	54504/5	(36")	5,915	
66	66	6-8	Wood	2	52005/2	(42")	8,970	54505/2	(42")	7,895	
66	66	6-8	P-Lam	2	52005/5	(42")	7,755	54505/5	(42")	6,675	
72	72	6-8	Wood	2	52006/2	(48")	10,180	54506/2	(48")	9,105	
72	72	6-8	P-Lam	2	52006/5	(48")	8,705	54506/5	(48")	7,625	
78	78	8-10	Wood	2	52007/2	(48")	11,260	54507/2	(48")	10,190	
78	78	8-10	P-Lam	2	52007/5	(48")	9,550	54507/5	(48")	8,485	
84	84	8-10	Wood	2	52008/2	(54")	12,530	54508/2	(54")	11,465	
84	84	8-10	P-Lam	2	52008/5	(54")	10,535	54508/5	(54")	9,460	
90	90	8-10	Wood	2	52009/2	(60")	14,025	54509/2	(60")	12,975	
90	90	8-10	P-Lam	2	52009/5	(60")	11,720	54509/5	(60")	10,635	
96	96	10-12	Wood	2	52010/2	(66")	15,570	54510/2	(66")	14,480	
96	96	10-12	P-Lam	2	52010/5	(66")	12,875	54510/5	(66")	11,805	

VOX® CONFERENCE TABLES

SQUARE SHAPE

ACCESS BASE



TAPER LEGS



QUAD BASE



Specify edge type; add the two letter code after the model number.



Facet Edge "FC"



Taper Edge "TE"

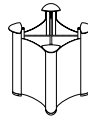


Flowform Edge "FF"
5% upcharge
laminates not available



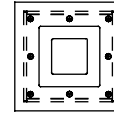
Camber Edge "CE"
5% upcharge

Anodized Aluminum Base Ends

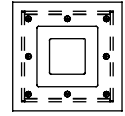


Single Square Access Base

No Trim



With Anodized Aluminum Trim



*Based on a chair width of 25".

L	x	D	Sugg Seat Capacity	Top Finish	Top Sections	Model Number	Quad Base	List Price	Model Number	List Price	Model Number	List Price
42	42	2-4	2-4	Wood	1	22816/2	(26")	3,740	65111/2	4,120	65112/2	4,230
42	42	2-4	2-4	P-Lam	1	22816/5	(26")	3,310	65111/5	3,700	65112/5	3,810
48	48	2-4	2-4	Wood	1	22817/2	(26")	4,340	65121/2	4,700	65122/2	4,815
48	48	2-4	2-4	P-Lam	1	22817/5	(26")	3,740	65121/5	4,120	65122/5	4,230
54	54	4-6	4-6	Wood	1	22818/2	(30")	5,295	65131/2	5,625	65132/2	5,740
54	54	4-6	4-6	P-Lam	1	22818/5	(30")	4,535	65131/5	4,890	65132/5	5,005
60	60	6-8	6-8	Wood	1	22819/2	(36")	7,100	65141/2	7,380	65142/2	7,495
60	60	6-8	6-8	P-Lam	1	22819/5	(36")	6,120	65141/5	6,435	65142/5	6,540
66	66	6-8	6-8	Wood	2	22820/2	(42")	8,195	65151/2	8,450	65152/2	8,555
66	66	6-8	6-8	P-Lam	2	22820/5	(42")	7,030	65151/5	7,320	65152/5	7,425
72	72	6-8	6-8	Wood	2	22821/2	(48")	9,505	65161/2	9,715	65162/2	9,825
72	72	6-8	6-8	P-Lam	2	22821/5	(48")	8,085	65161/5	8,335	65162/5	8,445
78	78	8-10	8-10	Wood	2	22822/2	(48")	10,565	65171/2	10,745	65172/2	10,860
78	78	8-10	8-10	P-Lam	2	22822/5	(48")	8,905	65171/5	9,140	65172/5	9,245
84	84	8-10	8-10	Wood	2	22823/2	(54")	11,900	65181/2	12,045	65182/2	12,145
84	84	8-10	8-10	P-Lam	2	22823/5	(54")	9,945	65181/5	10,150	65182/5	10,255
90	90	8-10	8-10	Wood	2	22824/2	(60")	13,515	65191/2	13,610	65192/2	13,720
90	90	8-10	8-10	P-Lam	2	22824/5	(60")	11,280	65191/5	11,440	65192/5	11,555
96	96	10-12	10-12	Wood	2	22825/2	(66")	15,240	65201/2	15,285	65202/2	15,395
96	96	10-12	10-12	P-Lam	2	22825/5	(66")	12,635	65201/5	12,755	65202/5	12,860

42" and 48" Wave, Square and Round shape tables, with a Quad base, do not have a removable panel. The table is placed on its side for installing and removing cabling and wire management.

Quad base & Taper leg dimensions are shown as overall base diameter; Access base dimension is for one side of base.

Mirror-Polished



Metallic Silver Paint



*Based on a chair width of 25".

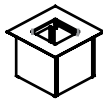
L"	x	D"	Sugg Seat Capacity*	Top Finish	Top Sections	Model Number	Taper Legs	List Price	Model Number	Taper Legs	List Price
42	42	2-4	2-4	Wood	1	52201/2	(26")	5,440	54601/2	(26")	4,355
42	42	2-4	2-4	P-Lam	1	52201/5	(26")	4,990	54601/5	(26")	3,910
48	48	2-4	2-4	Wood	1	52202/2	(26")	6,065	54602/2	(26")	4,975
48	48	2-4	2-4	P-Lam	1	52202/5	(26")	5,475	54602/5	(26")	4,390
54	54	4-6	4-6	Wood	1	52203/2	(30")	6,920	54603/2	(30")	5,855
54	54	4-6	4-6	P-Lam	1	52203/5	(30")	6,145	54603/5	(30")	5,080
60	60	6-8	6-8	Wood	1	52204/2	(36")	7,875	54604/2	(36")	6,810
60	60	6-8	6-8	P-Lam	1	52204/5	(36")	6,895	54604/5	(36")	5,825
66	66	6-8	6-8	Wood	2	52205/2	(42")	8,820	54605/2	(42")	7,740
66	66	6-8	6-8	P-Lam	2	52205/5	(42")	7,650	54605/5	(42")	6,560
72	72	6-8	6-8	Wood	2	52206/2	(48")	9,990	54606/2	(48")	8,895
72	72	6-8	6-8	P-Lam	2	52206/5	(48")	8,560	54606/5	(48")	7,485
78	78	8-10	8-10	Wood	2	52207/2	(48")	11,050	54607/2	(48")	9,980
78	78	8-10	8-10	P-Lam	2	52207/5	(48")	9,385	54607/5	(48")	8,310
84	84	8-10	8-10	Wood	2	52208/2	(54")	12,280	54608/2	(54")	11,205
84	84	8-10	8-10	P-Lam	2	52208/5	(54")	10,240	54608/5	(54")	9,255
90	90	8-10	8-10	Wood	2	52209/2	(60")	13,745	54609/2	(60")	12,655
90	90	8-10	8-10	P-Lam	2	52209/5	(60")	11,485	54609/5	(60")	10,410
96	96	10-12	10-12	Wood	2	52210/2	(66")	15,235	54610/2	(66")	14,160
96	96	10-12	10-12	P-Lam	2	52210/5	(66")	12,630	54610/5	(66")	11,550



QUAD BASE



TAPER BASE



ACCESS BASE

VOX® CONFERENCE TABLES

ROUND SHAPE

Specify edge type; add the two letter code after the model number.



Facet Edge "FC"



Taper Edge "TE"

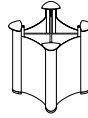


Flowform Edge "FF"
5% upcharge
laminate not available



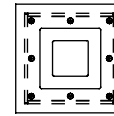
Camber Edge "CE"
5% upcharge

Anodized Aluminum Base Ends

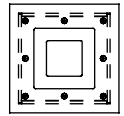


Single Square Access Base

No Trim



With Anodized Aluminum Trim



*Based on a chair width of 25".

L	x	D	Sugg Seat Capacity	Top Finish	Top Sections	Model Number	Quad Base	List Price
42 dia.			3-5	Wood	1	22802/2	(26")	3,840
42 dia.			3-5	P-Lam	1	22802/5	(26")	3,370
48 dia.			3-5	Wood	1	22803/2	(26")	4,450
48 dia.			3-5	P-Lam	1	22803/5	(26")	3,840
54 dia.			4-6	Wood	1	22804/2	(30")	5,465
54 dia.			4-6	P-Lam	1	22804/5	(30")	4,665
60 dia.			5-7	Wood	1	22805/2	(36")	7,310
60 dia.			5-7	P-Lam	1	22805/5	(36")	6,285
66 dia.			5-7	Wood	2	22806/2	(42")	8,450
66 dia.			5-7	P-Lam	2	22806/5	(42")	7,225
72 dia.			6-8	Wood	2	22807/2	(48")	9,810
72 dia.			6-8	P-Lam	2	22807/5	(48")	8,330
78 dia.			7-9	Wood	2	22808/2	(48")	10,940
78 dia.			7-9	P-Lam	2	22808/5	(48")	9,185
84 dia.			8-10	Wood	2	22809/2	(54")	12,325
84 dia.			8-10	P-Lam	2	22809/5	(54")	10,285
90 dia.			8-10	Wood	2	22810/2	(60")	14,020
90 dia.			8-10	P-Lam	2	22810/5	(60")	11,655
96 dia.			9-11	Wood	2	22811/2	(66")	15,800
96 dia.			9-11	P-Lam	2	22811/5	(66")	13,060

Model Number	List Price	Model Number	List Price
65211/2	4,215	65212/2	4,325
65211/5	3,760	65212/5	3,870
65221/2	4,815	65222/2	4,915
65221/5	4,215	65222/5	4,325
65231/2	5,795	65232/2	5,910
65231/5	5,020	65232/5	5,125
65241/2	7,585	65242/2	7,695
65241/5	6,595	65242/5	6,695
65251/2	8,695	65252/2	8,805
65251/5	7,505	65252/5	7,615
65261/2	10,010	65262/2	10,120
65261/5	8,575	65262/5	8,685
65271/2	11,105	65272/2	11,220
65271/5	9,410	65272/5	9,520
65281/2	12,460	65282/2	12,570
65281/5	10,480	65282/5	10,585
65291/2	14,105	65292/2	14,210
65291/5	11,805	65292/5	11,920
65301/2	15,825	65302/2	15,935
65301/5	13,170	65302/5	13,280

42" and 48" Wave, Square and Round shape tables, with a Quad base, do not have a removable panel. The table is placed on its side for installing and removing cabling and wire management.

Quad base & Taper leg dimensions are shown as overall base diameter; Access base dimension is for one side of base.

Mirror-Polished

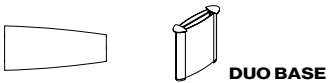


Metallic Silver Paint

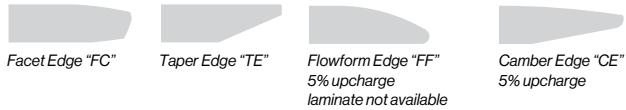


*Based on a chair width of 25".

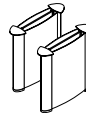
L"	x	D"	Sugg Seat Capacity*	Top Finish	Top Sections	Model Number	Taper Legs	List Price	Model Number	Taper Legs	List Price
42 dia.			3-5	Wood	1	52401/2	(26")	5,535	54701/2	(26")	4,450
42 dia.			3-5	P-Lam	1	52401/5	(26")	5,065	54701/5	(26")	3,985
48 dia.			3-5	Wood	1	52402/2	(26")	6,170	54702/2	(26")	5,110
48 dia.			3-5	P-Lam	1	52402/5	(26")	5,565	54702/5	(26")	4,490
54 dia.			4-6	Wood	1	52403/2	(30")	7,075	54703/2	(30")	6,015
54 dia.			4-6	P-Lam	1	52403/5	(30")	6,285	54703/5	(30")	5,210
60 dia.			5-7	Wood	1	52404/2	(36")	8,085	54704/2	(36")	7,015
60 dia.			5-7	P-Lam	1	52404/5	(36")	7,060	54704/5	(36")	5,985
66 dia.			5-7	Wood	2	52405/2	(42")	9,075	54705/2	(42")	7,995
66 dia.			5-7	P-Lam	2	52405/5	(42")	7,845	54705/5	(42")	6,760
72 dia.			6-8	Wood	2	52406/2	(48")	10,290	54706/2	(48")	9,215
72 dia.			6-8	P-Lam	2	52406/5	(48")	8,795	54706/5	(48")	7,720
78 dia.			7-9	Wood	2	52407/2	(48")	11,415	54707/2	(48")	10,340
78 dia.			7-9	P-Lam	2	52407/5	(48")	9,670	54707/5	(48")	8,600
84 dia.			8-10	Wood	2	52408/2	(54")	12,700	54708/2	(54")	11,625
84 dia.			8-10	P-Lam	2	52408/5	(54")	10,660	54708/5	(54")	9,590
90 dia.			8-10	Wood	2	52409/2	(60")	14,240	54709/2	(60")	13,170
90 dia.			8-10	P-Lam	2	52409/5	(60")	11,870	54709/5	(60")	10,785
96 dia.			9-11	Wood	2	52410/2	(66")	15,790	54710/2	(66")	14,720
96 dia.			9-11	P-Lam	2	52410/5	(66")	13,045	54710/5	(66")	11,970



Specify edge type; add the two letter code after the model number.



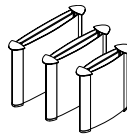
Anodized Aluminum Base Ends



*Based on a chair width of 25".

L	x	D	Sugg Seat Capacity	Top Finish	Top Sections	Model Number	2 Duo Bases	List Price
84	33-48	5-7	Wood	1	52601/2	(1-22", 1-26")	6,650	
84	33-48	5-7	P-Lam	1	52601/5	(1-22", 1-26")	5,625	
84	38-54	5-7	Wood	1	52602/2	(1-22", 1-28")	7,275	
84	38-54	5-7	P-Lam	1	52602/5	(1-22", 1-28")	6,130	
96	33-48	5-7	Wood	1	52603/2	(1-22", 1-26")	7,275	
96	33-48	5-7	P-Lam	1	52603/5	(1-22", 1-26")	6,105	
96	38-54	5-7	Wood	1	52604/2	(1-22", 1-28")	8,045	
96	38-54	5-7	P-Lam	1	52604/5	(1-22", 1-28")	6,720	
96	43-60	5-7	Wood	1	52605/2	(1-22", 1-32")	8,730	
96	43-60	5-7	P-Lam	1	52605/5	(1-22", 1-32")	7,245	
108	38-54	7-9	Wood	1	52606/2	(1-22", 1-28")	8,850	
108	38-54	7-9	P-Lam	1	52606/5	(1-22", 1-28")	7,335	
108	43-60	7-9	Wood	1	52607/2	(1-22", 1-32")	9,605	
108	43-60	7-9	P-Lam	1	52607/5	(1-22", 1-32")	7,940	
120	38-54	7-9	Wood	2	52608/2	(1-26", 1-28")	10,340	
120	38-54	7-9	P-Lam	2	52608/5	(1-26", 1-28")	8,665	
120	43-60	7-9	Wood	2	52609/2	(1-26", 1-32")	11,285	
120	43-60	7-9	P-Lam	2	52609/5	(1-26", 1-32")	9,410	
132	38-54	7-9	Wood	2	52610/2	(1-26", 1-28")	11,225	
132	38-54	7-9	P-Lam	2	52610/5	(1-26", 1-28")	9,370	
132	43-60	7-9	Wood	2	52611/2	(1-26", 1-32")	12,275	
132	43-60	7-9	P-Lam	2	52611/5	(1-26", 1-32")	10,185	
132	48-66	7-9	Wood	3	52612/2	(1-26", 1-34")	13,185	
132	48-66	7-9	P-Lam	3	52612/5	(1-26", 1-34")	10,895	

Anodized Aluminum Base Ends



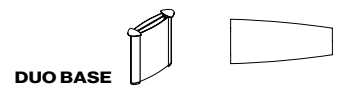
These models are constructed without support rails – bases are attached directly to tops.

*Based on a chair width of 25".

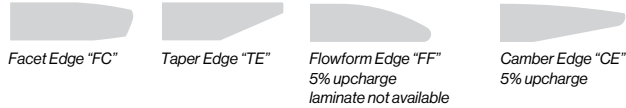
L	x	D	Sugg Seat Capacity	Top Finish	Top Sections	Model Number	3 Duo Bases	List Price
144	38-54	9-11	Wood	2	52613/2	(1-26", 1-28", 1-28")	13,360	
144	38-54	9-11	P-Lam	2	52613/5	(1-26", 1-28", 1-28")	11,315	
144	43-60	9-11	Wood	2	52614/2	(1-26", 1-30", 1-32")	14,515	
144	43-60	9-11	P-Lam	2	52614/5	(1-26", 1-30", 1-32")	12,195	
144	48-66	9-11	Wood	3	52615/2	(1-26", 1-30", 1-34")	15,515	
144	48-66	9-11	P-Lam	3	52615/5	(1-26", 1-30", 1-34")	12,995	
156	43-60	9-11	Wood	2	52616/2	(1-26", 1-30", 1-32")	15,475	
156	43-60	9-11	P-Lam	2	52616/5	(1-26", 1-30", 1-32")	12,970	
156	48-66	9-11	Wood	3	52617/2	(1-26", 1-30", 1-34")	16,565	
156	48-66	9-11	P-Lam	3	52617/5	(1-26", 1-30", 1-34")	13,810	
168	43-60	11-13	Wood	2	52618/2	(1-26", 1-30", 1-32")	17,555	
168	43-60	11-13	P-Lam	2	52618/5	(1-26", 1-30", 1-32")	14,265	
168	48-66	11-13	Wood	3	52619/2	(1-26", 1-30", 1-34")	18,310	

VOX® CONFERENCE TABLES

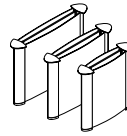
VISTA™ SHAPE (CLOSED)



Specify edge type, add the two letter code after the model number.



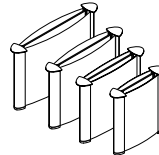
Anodized Aluminum Base Ends



*Based on a chair width of 25".

L" x D"	Sugg Seat Capacity*	Top Finish	Top Sections	Model Number	3 Duo Bases	List Price
180 x 38-54	11-13	Wood	3	52620/2	(1-26",1-28",1-28")	16,645
180 x 43-60	11-13	Wood	3	52621/2	(1-26",1-30",1-32")	17,965
180 x 48-66	11-13	Wood	3	52622/2	(1-26",1-30",1-34")	19,420
180 x 53-72	12-14	Wood	3	52623/2	(1-28",1-32",1-36")	20,905
180 x 58-78	12-14	Wood	3	52624/2	(1-30",1-34",1-38")	22,250
180 x 63-84	12-14	Wood	3	52625/2	(1-32",1-36",1-40")	23,650
192 x 38-54	11-13	Wood	4	52626/2	(1-26",1-28",1-28")	17,625
192 x 43-60	11-13	Wood	4	52627/2	(1-26",1-30",1-32")	19,200
192 x 48-66	11-13	Wood	4	52628/2	(1-26",1-30",1-34")	20,610
192 x 53-72	12-14	Wood	4	52629/2	(1-28",1-32",1-36")	22,195
192 x 58-78	12-14	Wood	4	52630/2	(1-30",1-34",1-38")	23,930
192 x 63-84	12-14	Wood	4	52631/2	(1-32",1-36",1-40")	25,155
204 x 38-54	13-15	Wood	4	52632/2	(1-26",1-28",1-28")	18,550
204 x 43-60	13-15	Wood	4	52633/2	(1-26",1-30",1-32")	20,065
204 x 48-66	13-15	Wood	4	52634/2	(1-26",1-30",1-34")	21,735
204 x 53-72	14-16	Wood	4	52635/2	(1-28",1-32",1-36")	23,440
204 x 58-78	14-16	Wood	4	52636/2	(1-30",1-34",1-38")	24,985
204 x 63-84	14-16	Wood	4	52637/2	(1-32",1-36",1-40")	26,575
216 x 38-54	13-15	Wood	4	52638/2	(1-26",1-28",1-28")	19,600
216 x 43-60	13-15	Wood	4	52639/2	(1-26",1-30",1-32")	21,405
216 x 48-66	13-15	Wood	4	52640/2	(1-26",1-30",1-34")	23,015
216 x 53-72	14-16	Wood	4	52641/2	(1-28",1-32",1-36")	24,800
216 x 58-78	14-16	Wood	4	52642/2	(1-30",1-34",1-38")	26,620
216 x 63-84	14-16	Wood	4	52643/2	(1-32",1-36",1-40")	27,710

Anodized Aluminum Base Ends



*Based on a chair width of 25".

L x D	Sugg Seat Capacity*	Top Finish	Top Sections	Model Number	4 Duo Bases	List Price
228 x 38-54	15-17	Wood	4	52644/2	(1-26",1-26",1-28",1-28")	21,640
228 x 43-60	15-17	Wood	4	52645/2	(1-26",1-28",1-30",1-32")	23,685
228 x 48-66	15-17	Wood	4	52646/2	(1-26",1-30",1-32",1-34")	25,395
228 x 53-72	16-18	Wood	4	52647/2	(1-28",1-32",1-34",1-36")	27,310
228 x 58-78	16-18	Wood	4	52648/2	(1-30",1-34",1-36",1-38")	29,155
228 x 63-84	16-18	Wood	4	52649/2	(1-32",1-36",1-38",1-40")	31,010
240 x 38-54	15-17	Wood	4	52650/2	(1-26",1-26",1-28",1-28")	22,885
240 x 43-60	15-17	Wood	4	52651/2	(1-26",1-28",1-30",1-32")	24,870
240 x 48-66	15-17	Wood	4	52652/2	(1-26",1-30",1-32",1-34")	26,715
240 x 53-72	16-18	Wood	4	52653/2	(1-28",1-32",1-34",1-36")	28,740
240 x 58-78	16-18	Wood	4	52654/2	(1-30",1-34",1-36",1-38")	30,680
240 x 63-84	16-18	Wood	4	52655/2	(1-32",1-36",1-38",1-40")	32,640



6" ACCESS BASE

VOX® CONFERENCE TABLES

VISTA™ SHAPE (CLOSED) DESIGN - NIENKAMPER

Specify edge type; add the two letter code after the model number.



Facet Edge "FC"



Taper Edge "TE"

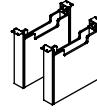


Flowform Edge "FF"
5% upcharge
laminates not available

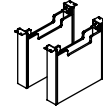


Camber Edge "CE"
5% upcharge

No Trim



With Anodized Aluminum Trim

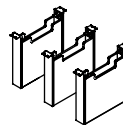


*Based on a chair width of 25".

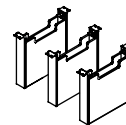
L" x D"	Sugg Seat Capacity	Top Finish	Top Sections	Model Number	Base Size"	2 Access Bases List Price	Model Number	Base Size"	2 Access Bases List Price
84 33-48	5-7	Wood	1	66011/2	2-24	6,950	66012/2	2-24	7,055
84 33-48	5-7	P-Lam	1	66011/5	2-24	5,955	66012/5	2-24	6,070
84 38-54	5-7	Wood	1	66021/2	2-24	7,550	66022/2	2-24	7,665
84 38-54	5-7	P-Lam	1	66021/5	2-24	6,445	66022/5	2-24	6,555
96 33-48	5-7	Wood	1	66031/2	2-24	7,550	66032/2	2-24	7,665
96 33-48	5-7	P-Lam	1	66031/5	2-24	6,420	66032/5	2-24	6,520
96 38-54	5-7	Wood	1	66041/2	2-24	8,300	66042/2	2-24	8,410
96 38-54	5-7	P-Lam	1	66041/5	2-24	7,015	66042/5	2-24	7,130
96 43-60	5-7	Wood	1	66051/2	2-28	8,970	66052/2	2-28	9,075
96 43-60	5-7	P-Lam	1	66051/5	2-28	7,525	66052/5	2-28	7,635
108 38-54	7-9	Wood	1	66061/2	2-24	9,075	66062/2	2-24	9,185
108 38-54	7-9	P-Lam	1	66061/5	2-24	7,605	66062/5	2-24	7,715
108 43-60	7-9	Wood	1	66071/2	2-28	9,815	66072/2	2-28	9,925
108 43-60	7-9	P-Lam	1	66071/5	2-28	8,195	66072/5	2-28	8,305
120 38-54	7-9	Wood	2	66081/2	2-24	10,525	66082/2	2-24	10,635
120 38-54	7-9	P-Lam	2	66081/5	2-24	8,900	66082/5	2-24	9,010
120 43-60	7-9	Wood	2	66091/2	2-28	11,445	66092/2	2-28	11,560
120 43-60	7-9	P-Lam	2	66091/5	2-28	9,625	66092/5	2-28	9,735
132 38-54	7-9	Wood	2	66101/2	2-24	11,390	66102/2	2-24	11,500
132 38-54	7-9	P-Lam	2	66101/5	2-24	9,590	66102/5	2-24	9,700
132 43-60	7-9	Wood	2	66111/2	2-28	12,410	66112/2	2-28	12,510
132 43-60	7-9	P-Lam	2	66111/5	2-28	10,375	66112/5	2-28	10,490
132 48-66	7-9	Wood	3	66121/2	2-32	13,290	66122/2	2-32	13,400
132 48-66	7-9	P-Lam	3	66121/5	2-32	11,065	66122/5	2-32	11,180

*These models are constructed without support rails - bases are attached directly to tops.

No Trim



With Anodized Aluminum Trim



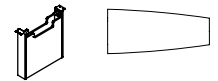
*Based on a chair width of 25".

L" x D"	Sugg Seat Capacity	Top Finish	Top Sections	Model Number	Base Size"	3 Access Bases List Price	Model Number	Base Size"	3 Access Bases List Price
144 38-54	9-11	Wood	2	66131/2	3-24	13,460	66132/2	3-24	13,570
144 38-54	9-11	P-Lam	2	66131/5	3-24	11,470	66132/5	3-24	11,585
144 43-60	9-11	Wood	2	66141/2	3-28	14,580	66142/2	3-28	14,690
144 43-60	9-11	P-Lam	2	66151/5	3-28	12,330	66152/5	3-28	12,445
144 48-66	9-11	Wood	3	66161/2	3-32	15,550	66162/2	3-32	15,660
144 48-66	9-11	P-Lam	3	66171/5	3-32	13,105	66172/5	3-32	13,210
156 43-60	9-11	wood	2	66181/2	3-28	15,515	66182/2	3-28	15,620
156 43-60	9-11	P-Lam	2	66191/5	3-28	13,075	66192/5	3-28	13,185
156 48-66	9-11	Wood	3	66201/2	3-32	16,570	66202/2	3-32	16,685
156 48-66	9-11	P-Lam	3	66211/5	3-32	13,895	66212/5	3-32	14,005
168 43-60	11-13	wood	2	66221/2	3-28	17,535	66222/2	3-28	17,635
168 43-60	11-13	P-Lam	2	66231/5	3-28	14,340	66232/5	3-28	14,450
168 48-66	11-13	Wood	3	66241/2	3-32	18,270	66242/2	3-32	18,375

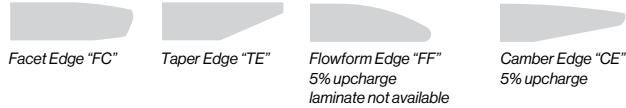
VOX® CONFERENCE TABLES

VISTA™ SHAPE (CLOSED) DESIGN – NIENKAMPER

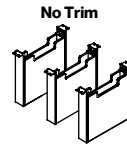
6" ACCESS BASE



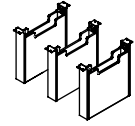
Specify edge type; add the two letter code after the model number.



*Based on a chair width of 25".



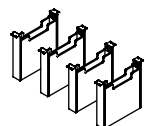
With Anodized Aluminum Trim



L" x D"	Sugg Seat Capacity	Top Finish	Top Sections	Model Number	Base Size "	3 Access Bases List Price	Model Number	Base Size "	3 Access Bases List Price
180 38-54	11-13	Wood	3	66251/2	3-24	16,650	66252/2	3-24	16,755
180 43-60	11-13	Wood	3	66261/2	3-28	17,935	66262/2	3-28	18,050
180 48-66	11-13	Wood	3	66271/2	3-32	19,345	66272/2	3-32	19,450
180 53-72	12-14	Wood	3	66281/2	3-36	20,790	66282/2	3-36	20,895
180 58-78	12-14	Wood	3	66291/2	3-36	22,090	66292/2	3-36	22,200
180 63-84	12-14	Wood	4	66301/2	3-40	23,450	66302/2	3-40	23,565
192 38-54	11-13	Wood	4	66311/2	3-24	17,605	66312/2	3-24	17,720
192 43-60	11-13	Wood	4	66321/2	3-28	19,130	66322/2	3-28	19,240
192 48-66	11-13	Wood	4	66331/2	3-32	20,495	66332/2	3-32	20,610
192 53-72	12-14	Wood	4	66341/2	3-36	22,035	66342/2	3-36	22,145
192 58-78	12-14	Wood	4	66351/2	3-36	23,725	66352/2	3-36	23,825
192 63-84	12-14	Wood	4	66361/2	3-40	24,905	66362/2	3-40	25,015
204 38-54	13-15	Wood	4	66371/2	3-24	18,500	66372/2	3-24	18,615
204 43-60	13-15	Wood	4	66381/2	3-28	19,970	66382/2	3-28	20,080
204 48-66	13-15	Wood	4	66391/2	3-32	21,595	66392/2	3-32	21,705
204 53-72	14-16	Wood	4	66401/2	3-36	23,250	66402/2	3-36	23,365
204 58-78	14-16	Wood	4	66411/2	3-36	24,740	66412/2	3-36	24,850
204 63-84	14-16	Wood	4	66421/2	3-40	26,295	66422/2	3-40	26,400
216 38-54	13-15	Wood	4	66431/2	3-24	19,520	66432/2	3-24	19,625
216 43-60	13-15	Wood	4	66441/2	3-28	21,265	66442/2	3-28	21,375
216 48-66	13-15	Wood	4	66451/2	3-32	22,830	66452/2	3-32	22,935
216 53-72	14-16	Wood	4	66461/2	3-36	24,560	66462/2	3-36	24,670
216 58-78	14-16	Wood	4	66471/2	3-36	26,330	66472/2	3-36	26,445
216 63-84	14-16	Wood	4	66481/2	3-40	27,390	66482/2	3-40	27,500



With Anodized Aluminum Trim



*Based on a chair width of 25".

L" x D"	Sugg Seat Capacity	Top Finish	Top Sections	Model Number	Base Size "	4 Access Bases List Price	Model Number	Base Size "	4 Access Bases List Price
228 38-54	15-17	Wood	4	66491/2	4-24	21,495	66492/2	4-24	21,605
228 43-60	15-17	Wood	4	66501/2	4-28	23,480	66502/2	4-28	23,595
228 48-66	15-17	Wood	4	66511/2	4-32	25,150	66512/2	4-32	25,255
228 53-72	16-18	wood	4	66521/2	4-36	27,005	66522/2	4-36	27,110
228 58-78	16-18	Wood	4	66531/2	4-36	28,795	66532/2	4-36	28,905
228 63-84	16-18	Wood	4	66541/2	4-40	30,590	66542/2	4-40	30,700
240 38-54	15-17	Wood	4	66551/2	4-24	22,710	66552/2	4-24	22,820
240 43-60	15-17	wood	4	66561/2	4-28	24,640	66562/2	4-28	24,745
240 48-66	15-17	Wood	4	66571/2	4-32	26,425	66572/2	4-32	26,535
240 53-72	16-18	Wood	4	66581/2	4-36	28,390	66582/2	4-36	28,505
240 58-78	16-18	Wood	4	66591/2	4-36	30,280	66592/2	4-36	30,380
240 63-84	16-18	Wood	4	66601/2	4-40	32,175	66602/2	4-40	32,290



8" ACCESS BASE

VOX® CONFERENCE TABLES

VISTA™ SHAPE (CLOSED) DESIGN - NIENKAMPER

Specify edge type; add the two letter code after the model number.



Facet Edge "FC"



Taper Edge "TE"

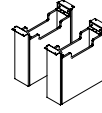


Flowform Edge "FF"
5% upcharge
laminates not available

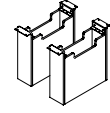


Camber Edge "CE"
5% upcharge

No Trim



With Anodized Aluminum Trim

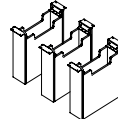


*Based on a chair width of 25".

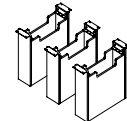
L" x D"	Sugg Seat Capacity	Top Finish	Top Sections	Model Number	Base Size "	2 Access Bases List Price	Model Number	Base Size "	2 Access Bases List Price
84 33-48	5-7	Wood	1	66013/2	2-24	6,950	66014/2	2-24	7,055
84 33-48	5-7	P-Lam	1	66013/5	2-24	5,955	66014/5	2-24	6,070
84 38-54	5-7	Wood	1	66023/2	2-24	7,550	66024/2	2-24	7,665
84 38-54	5-7	P-Lam	1	66023/5	2-24	6,445	66024/5	2-24	6,555
96 33-48	5-7	Wood	1	66033/2	2-24	7,550	66034/2	2-24	7,665
96 33-48	5-7	P-Lam	1	66033/5	2-24	6,420	66034/5	2-24	6,520
96 38-54	5-7	Wood	1	66043/2	2-24	8,300	66044/2	2-24	8,410
96 38-54	5-7	P-Lam	1	66043/5	2-24	7,015	66044/5	2-24	7,130
96 43-60	5-7	Wood	1	66053/2	2-28	8,970	66054/2	2-28	9,075
96 43-60	5-7	P-Lam	1	66053/5	2-28	7,525	66054/5	2-28	7,635
108 38-54	7-9	Wood	1	66063/2	2-24	9,075	66064/2	2-24	9,185
108 38-54	7-9	P-Lam	1	66063/5	2-24	7,605	66064/5	2-24	7,715
108 43-60	7-9	Wood	1	66073/2	2-28	9,815	66074/2	2-28	9,925
108 43-60	7-9	P-Lam	1	66073/5	2-28	8,195	66074/5	2-28	8,305
120 38-54	7-9	Wood	2	66083/2	2-24	10,525	66084/2	2-24	10,635
120 38-54	7-9	P-Lam	2	66083/5	2-24	8,900	66084/5	2-24	9,010
120 43-60	7-9	Wood	2	66093/2	2-28	11,445	66094/2	2-28	11,560
120 43-60	7-9	P-Lam	2	66093/5	2-28	9,625	66094/5	2-28	9,735
132 38-54	7-9	Wood	2	66103/2	2-24	11,390	66104/2	2-24	11,500
132 38-54	7-9	P-Lam	2	66103/5	2-24	9,590	66104/5	2-24	9,700
132 43-60	7-9	Wood	2	66113/2	2-28	12,410	66114/2	2-28	12,510
132 43-60	7-9	P-Lam	2	66113/5	2-28	10,375	66114/5	2-28	10,490
132 48-66	7-9	Wood	3	66123/2	2-32	13,290	66124/2	2-32	13,400
132 48-66	7-9	P-Lam	3	66123/5	2-32	11,065	66124/5	2-32	11,180

These models are constructed without support rails - bases are attached directly to tops.

No Trim



With Anodized Aluminum Trim



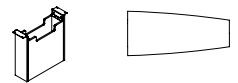
*Based on a chair width of 25".

L" x D"	Sugg Seat Capacity	Top Finish	Top Sections	Model Number	Base Size "	3 Access Bases List Price	Model Number	Base Size "	3 Access Bases List Price
144 38-54	9-11	Wood	2	66133/2	3-24	13,460	66134/2	3-24	13,570
144 38-54	9-11	P-Lam	2	66133/5	3-24	11,470	66134/5	3-24	11,585
144 43-60	9-11	Wood	2	66143/2	3-28	14,580	66144/2	3-28	14,690
144 43-60	9-11	P-Lam	2	66153/5	3-28	12,330	66154/5	3-28	12,445
144 48-66	9-11	Wood	3	66163/2	3-32	15,550	66164/2	3-32	15,660
144 48-66	9-11	P-Lam	3	66173/5	3-32	13,105	66174/5	3-32	13,210
156 43-60	9-11	wood	2	66183/2	3-28	15,515	66184/2	3-28	15,620
156 43-60	9-11	P-Lam	2	66193/5	3-28	13,075	66194/5	3-28	13,185
156 48-66	9-11	Wood	3	66203/2	3-32	16,570	66204/2	3-32	16,685
156 48-66	9-11	P-Lam	3	66213/5	3-32	13,895	66214/5	3-32	14,005
168 43-60	11-13	wood	2	66223/2	3-28	17,535	66224/2	3-28	17,635
168 43-60	11-13	P-Lam	2	66233/5	3-28	14,340	66234/5	3-28	14,450
168 48-66	11-13	Wood	3	66243/2	3-32	18,270	66244/2	3-32	18,375

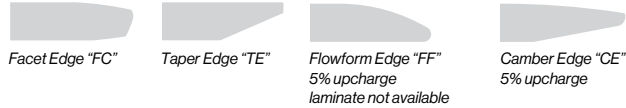
VOX® CONFERENCE TABLES

VISTA™ SHAPE (CLOSED) DESIGN – NIENKAMPER

8" ACCESS BASE

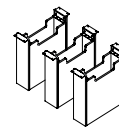


Specify edge type; add the two letter code after the model number.

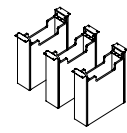


*Based on a chair width of 25".

No Trim

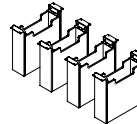


With Anodized Aluminum Trim

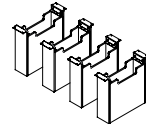


L" x D"	Sugg Seat Capacity	Top Finish	Top Sections	Model Number	Base Size "	3 Access Bases List Price	Model Number	Base Size "	3 Access Bases List Price
180 38-54	11-13	Wood	3	66253/2	3-24	16,650	66254/2	3-24	16,755
180 43-60	11-13	Wood	3	66263/2	3-28	17,935	66264/2	3-28	18,050
180 48-66	11-13	Wood	3	66273/2	3-32	19,345	66274/2	3-32	19,450
180 53-72	12-14	Wood	3	66283/2	3-36	20,790	66284/2	3-36	20,895
180 58-78	12-14	Wood	3	66293/2	3-36	22,090	66294/2	3-36	22,200
180 63-84	12-14	Wood	4	66303/2	3-40	23,450	66304/2	3-40	23,565
192 38-54	11-13	Wood	4	66313/2	3-24	17,605	66314/2	3-24	17,720
192 43-60	11-13	Wood	4	66323/2	3-28	19,130	66324/2	3-28	19,240
192 48-66	11-13	Wood	4	66333/2	3-32	20,495	66334/2	3-32	20,610
192 53-72	12-14	Wood	4	66343/2	3-36	22,035	66344/2	3-36	22,145
192 58-78	12-14	Wood	4	66353/2	3-36	23,725	66354/2	3-36	23,825
192 63-84	12-14	Wood	4	66363/2	3-40	24,905	66364/2	3-40	25,015
204 38-54	13-15	Wood	4	66373/2	3-24	18,500	66374/2	3-24	18,615
204 43-60	13-15	Wood	4	66383/2	3-28	19,970	66384/2	3-28	20,080
204 48-66	13-15	Wood	4	66393/2	3-32	21,595	66394/2	3-32	21,705
204 53-72	14-16	Wood	4	66403/2	3-36	23,250	66404/2	3-36	23,365
204 58-78	14-16	Wood	4	66413/2	3-36	24,740	66414/2	3-36	24,850
204 63-84	14-16	Wood	4	66423/2	3-40	26,295	66424/2	3-40	26,400
216 38-54	13-15	Wood	4	66433/2	3-24	19,520	66434/2	3-24	19,625
216 43-60	13-15	Wood	4	66443/2	3-28	21,265	66444/2	3-28	21,375
216 48-66	13-15	Wood	4	66453/2	3-32	22,830	66454/2	3-32	22,935
216 53-72	14-16	Wood	4	66463/2	3-36	24,560	66464/2	3-36	24,670
216 58-78	14-16	Wood	4	66473/2	3-36	26,330	66474/2	3-36	26,445
216 63-84	14-16	Wood	4	66483/2	3-40	27,390	66484/2	3-40	27,500

No Trim



With Anodized Aluminum Trim



*Based on a chair width of 25".

L" x D"	Sugg Seat Capacity	Top Finish	Top Sections	Model Number	Base Size "	4 Access Bases List Price	Model Number	Base Size "	4 Access Bases List Price
228 38-54	15-17	Wood	4	66493/2	4-24	21,495	66494/2	4-24	21,605
228 43-60	15-17	Wood	4	66503/2	4-28	23,480	66504/2	4-28	23,595
228 48-66	15-17	Wood	4	66513/2	4-32	25,150	66514/2	4-32	25,255
228 53-72	16-18	wood	4	66523/2	4-36	27,005	66524/2	4-36	27,110
228 58-78	16-18	Wood	4	66533/2	4-36	28,795	66534/2	4-36	28,905
228 63-84	16-18	Wood	4	66543/2	4-40	30,590	66544/2	4-40	30,700
240 38-54	15-17	Wood	4	66553/2	4-24	22,710	66554/2	4-24	22,820
240 43-60	15-17	wood	4	66563/2	4-28	24,640	66564/2	4-28	24,745
240 48-66	15-17	Wood	4	66573/2	4-32	26,425	66574/2	4-32	26,535
240 53-72	16-18	Wood	4	66583/2	4-36	28,390	66584/2	4-36	28,505
240 58-78	16-18	Wood	4	66593/2	4-36	30,280	66594/2	4-36	30,380
240 63-84	16-18	Wood	4	66603/2	4-40	32,175	66604/2	4-40	32,290




TOWER BASE

VOX® CONFERENCE TABLES

VISTA™ SHAPE (CLOSED) DESIGN - NIENKÄMPER

Specify edge type; add the two letter code after the model number.



Facet Edge "FC"



Taper Edge "TE"



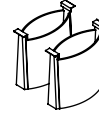
Flowform Edge "FF"
5% upcharge
laminite not available



Camber Edge "CE"
5% upcharge

*Based on a chair width of 25".

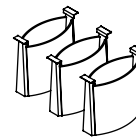
L" x D"	Sugg Seat Capacity	Top Finish	Top Sections	Model Number	Base Size "	2 Tower Bases List Price
84 33-48	5-7	Wood	1	83501/2	2-24	7,160
84 33-48	5-7	P-Lam	1	83501/5	2-24	6,135
84 38-54	5-7	Wood	1	83502/2	2-24	7,780
84 38-54	5-7	P-Lam	1	83502/5	2-24	6,640
96 33-48	5-7	Wood	1	83503/2	2-24	7,780
96 33-48	5-7	P-Lam	1	83503/5	2-24	6,615
96 38-54	5-7	Wood	1	83504/2	2-24	8,550
96 38-54	5-7	P-Lam	1	83504/5	2-24	7,230
96 43-60	5-7	Wood	1	83505/2	2-30	9,240
96 43-60	5-7	P-Lam	1	83505/5	2-30	7,755
108 38-54	7-9	Wood	1	83506/2	2-24	9,350
108 38-54	7-9	P-Lam	1	83506/5	2-24	7,835
108 43-60	7-9	Wood	1	83507/2	2-30	10,110
108 43-60	7-9	P-Lam	1	83507/5	2-30	8,445
120 38-54	7-9	Wood	2	83508/2	2-24	10,845
120 38-54	7-9	P-Lam	2	83508/5	2-24	9,170
120 43-60	7-9	Wood	2	83509/2	2-30	11,790
120 43-60	7-9	P-Lam	2	83509/5	2-30	9,915
132 38-54	7-9	Wood	2	83510/2	2-24	11,735
132 38-54	7-9	P-Lam	2	83510/5	2-24	9,880
132 43-60	7-9	Wood	2	83511/2	2-30	12,785
132 43-60	7-9	P-Lam	2	83511/5	2-30	10,690
132 48-66	7-9	Wood	3	83512/2	2-30	13,690
132 48-66	7-9	P-Lam	3	83512/5	2-30	11,400
144 38-54	10-12	Wood	2	83513/2	2-24	13,865
144 38-54	10-12	Wood	2	83513/5	2-24	11,815
144 43-60	10-12	Wood	2	83514/2	2-30	15,020
144 43-60	10-12	Wood	2	83514/5	2-30	12,700
144 48-66	12-14	Wood	2	83515/2	2-30	16,020
144 48-66	12-14	Wood	2	83515/5	2-30	13,500



These models are constructed without support rails - bases are attached directly to tops.

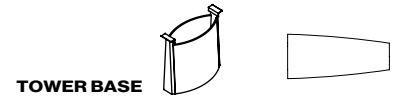
*Based on a chair width of 25".

L" x D"	Sugg Seat Capacity	Top Finish	Top Sections	Model Number	Base Size "	3 Tower Bases List Price
156 43-60	12-14	Wood	2	83516/2	3-30	15,985
156 43-60	12-14	Wood	2	83516/5	3-30	13,470
156 48-66	12-14	Wood	2	83517/2	3-30	17,070
156 48-66	12-14	Wood	2	83517/5	3-30	14,315
168 43-60	12-14	Wood	2	83518/2	3-30	18,065
168 43-60	12-14	Wood	2	83518/5	3-30	14,775
168 48-66	12-14	Wood	2	83519/2	3-30	18,820

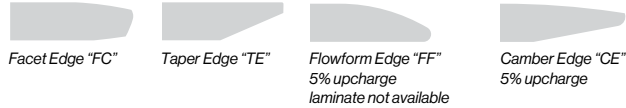


VOX® CONFERENCE TABLES

VISTA™ SHAPE (CLOSED) DESIGN – NIENKÄMPER




Specify edge type; add the two letter code after the model number.




*Based on a chair width of 25".

L" x D"	Sugg Seat Capacity	Top Finish	Top Sections	Model Number	Base Size"	3 Access Bases List Price
180 38-54	12-14	Wood	3	83520/2	3-24	17,150
180 43 - 60	14-16	Wood	3	83521/2	3-30	18,475
180 48-66	14-16	Wood	3	83522/2	3-30	19,930
180 53 - 72	14-16	Wood	3	83523/2	3-36	21,415
180 58-78	14-16	Wood	3	83524/2	3-36	22,755
180 63 - 84	14-16	Wood	4	83525/2	3-36	24,155
192 38-54	14-16	Wood	4	83526/2	3-24	18,135
192 43 - 60	14-16	Wood	4	83527/2	3-30	19,705
192 48-66	14-16	Wood	4	83528/2	3-30	21,110
192 53 - 72	14-16	Wood	4	83529/2	3-36	22,700
192 58-78	16-18	Wood	4	83530/2	3-36	24,440
192 63 - 84	16-18	Wood	4	83531/2	3-36	25,655
204 38-54	16-18	Wood	4	83532/2	3-24	19,055
204 43 - 60	16-18	Wood	4	83533/2	3-30	20,570
204 48-66	16-18	Wood	4	83534/2	3-30	22,245
204 53 - 72	16-18	Wood	4	83535/2	3-36	23,950
204 58-78	16-18	Wood	4	83536/2	3-36	25,485
204 63 - 84	16-18	Wood	4	83537/2	3-36	27,085
216 38-54	16-18	Wood	4	83538/2	3-24	20,110
216 43 - 60	16-18	Wood	4	83539/2	3-30	21,905
216 48-66	16-18	Wood	4	83540/2	3-30	23,515
216 53 - 72	16-18	Wood	4	83541/2	3-36	25,300
216 58-78	16-18	Wood	4	83542/2	3-36	27,120
216 63 - 84	16-18	Wood	4	83543/2	3-36	28,215



*Based on a chair width of 25".

L" x D"	Sugg Seat Capacity	Top Finish	Top Sections	Model Number	Base Size"	4 Access Bases List Price
228 38-54	16-18	Wood	4	83544/2	4-24	22,140
228 43 - 60	16-18	Wood	4	83545/2	4-30	24,185
228 48-66	18-20	Wood	4	83546/2	4-30	25,905
228 53 - 72	18-20	wood	4	83547/2	4-36	27,820
228 58-78	18-20	Wood	4	83548/2	4-36	29,660
228 63 - 84	18-20	Wood	4	83549/2	4-36	31,510
240 38-54	16-18	Wood	4	83550/2	4-24	23,395
240 43 - 60	18-20	wood	4	83551/2	4-30	25,380
240 48-66	18-20	Wood	4	83552/2	4-30	27,220
240 53 - 72	18-20	Wood	4	83553/2	4-36	29,245
240 58-78	18-20	Wood	4	83554/2	4-36	31,190
240 63-84	18-20	Wood	4	83555/2	4-36	33,145





TAPER BASE

VOX® CONFERENCE TABLES

VISTA™ SHAPE (CLOSED)

Specify edge type; add the two letter code after the model number.



Facet Edge "FC"



Taper Edge "TE"



Flowform Edge "FF"
5% upcharge
laminates not available



Camber Edge "CE"
5% upcharge

Mirror-Polished




Metallic Silver Paint



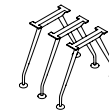
*Based on a chair width of 25".

L	x	D	Sugg Seat Capacity	Top Finish	Top Sections	Model Number	2 Taper Bases	List Price	Model Number	2 Taper Bases	List Price
84	33-48	5-7		Wood	1	52701/2	(2-26")	8,560	54801/2	(2-26")	7,105
84	33-48	5-7		P-Lam	1	52701/5	(2-26")	7,535	54801/5	(2-26")	6,080
84	38-54	5-7		Wood	1	52702/2	(2-28")	9,150	54802/2	(2-28")	7,655
84	38-54	5-7		P-Lam	1	52702/5	(2-28")	7,995	54802/5	(2-28")	6,505
96	33-48	5-7		Wood	1	52703/2	(2-26")	9,255	54803/2	(2-26")	7,800
96	33-48	5-7		P-Lam	1	52703/5	(2-26")	8,085	54803/5	(2-26")	6,630
96	38-54	5-7		Wood	1	52704/2	(2-28")	9,955	54804/2	(2-28")	8,485
96	38-54	5-7		P-Lam	1	52704/5	(2-28")	8,650	54804/5	(2-28")	7,155
96	43-60	5-7		Wood	1	52705/2	(2-32")	10,910	54805/2	(2-32")	9,335
96	43-60	5-7		P-Lam	1	52705/5	(2-32")	9,425	54805/5	(2-32")	7,845
108	38-54	7-9		Wood	1	52706/2	(2-28")	10,845	54806/2	(2-28")	9,340
108	38-54	7-9		P-Lam	1	52706/5	(2-28")	9,340	54806/5	(2-28")	7,835
108	43-60	7-9		Wood	1	52707/2	(2-32")	11,870	54807/2	(2-32")	10,275
108	43-60	7-9		P-Lam	1	52707/5	(2-32")	10,190	54807/5	(2-32")	8,600
120	38-54	7-9		Wood	2	52708/2	(2-28")	11,620	54808/2	(2-28")	10,120
120	38-54	7-9		P-Lam	2	52708/5	(2-28")	9,940	54808/5	(2-28")	8,450
120	43-60	7-9		Wood	2	52709/2	(2-32")	12,825	54809/2	(2-32")	11,235
120	43-60	7-9		P-Lam	2	52709/5	(2-32")	10,945	54809/5	(2-32")	9,345
132	38-54	7-9		Wood	2	52710/2	(2-28")	12,500	54810/2	(2-28")	11,020
132	38-54	7-9		P-Lam	2	52710/5	(2-28")	10,655	54810/5	(2-28")	9,150
132	43-60	7-9		Wood	2	52711/2	(2-32")	13,815	54811/2	(2-32")	12,230
132	43-60	7-9		P-Lam	2	52711/5	(2-32")	11,720	54811/5	(2-32")	10,125
132	48-66	7-9		Wood	3	52712/2	(2-34")	14,720	54812/2	(2-34")	13,105
132	48-66	7-9		P-Lam	3	52712/5	(2-34")	12,425	54812/5	(2-34")	10,815

Mirror-Polished



Metallic Silver Paint



*Based on a chair width of 25".

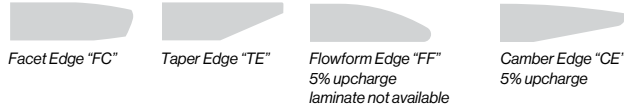
L	x	D	Sugg Seat Capacity	Top Finish	Top Sections	Model Number	3 Taper Bases	List Price	Model Number	3 Taper Bases	List Price
144	38-54	9-11		Wood	2	52713/2	(3-28")	15,235	54813/2	(3-28")	12,995
144	38-54	9-11		P-Lam	2	52713/5	(3-28")	13,185	54813/5	(3-28")	10,950
144	43-60	9-11		Wood	2	52714/2	(3-32")	16,785	54814/2	(3-32")	14,405
144	43-60	9-11		P-Lam	2	52714/5	(3-32")	14,470	54814/5	(3-32")	12,085
144	48-66	9-11		Wood	3	52715/2	(3-34")	17,790	54815/2	(3-34")	15,380
144	48-66	9-11		P-Lam	3	52715/5	(3-34")	15,245	54815/5	(3-34")	12,855
156	43-60	9-11		Wood	2	52716/2	(3-32")	17,745	54816/2	(3-32")	15,360
156	43-60	9-11		P-Lam	2	52716/5	(3-32")	15,220	54816/5	(3-32")	12,830
156	48-66	9-11		Wood	3	52717/2	(3-34")	18,830	54817/2	(3-34")	16,430
156	48-66	9-11		P-Lam	3	52717/5	(3-34")	16,060	54817/5	(3-34")	13,655
168	43-60	11-13		Wood	2	52718/2	(3-32")	19,255	54818/2	(3-32")	16,885
168	43-60	11-13		P-Lam	2	52718/5	(3-32")	16,540	54818/5	(3-32")	14,175
168	48-66	11-13		Wood	3	52719/2	(3-34")	20,580	54819/2	(3-34")	18,180

VOX® CONFERENCE TABLES

VISTA™ SHAPE (CLOSED)



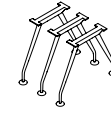
Specify edge type, add the two letter code after the model number.



Mirror-Polished



Metallic Silver Paint



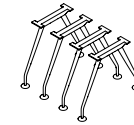
*Based on a chair width of 25".

L" x D"	Sugg Seat Capacity*	Top Finish	Top Sections	Model Number	3 Taper Bases	List Price	Model Number	3 Taper Bases	List Price
180 x 38-54	11-13	Wood	3	52720/2	(3-28")	18,530	54820/2	(3-28")	16,280
180 x 43-60	11-13	Wood	3	52721/2	(3-32")	20,240	54821/2	(3-32")	17,880
180 x 48-66	11-13	Wood	3	52722/2	(3-34")	21,690	54822/2	(3-34")	19,270
180 x 53-72	12-14	Wood	3	52723/2	(3-36")	23,065	54823/2	(3-36")	20,635
180 x 58-78	12-14	Wood	3	52724/2	(3-38")	24,390	54824/2	(3-38")	21,980
180 x 63-84	12-14	Wood	3	52725/2	(3-40")	25,670	54825/2	(3-40")	23,260

Mirror-Polished



Metallic Silver Paint



*Based on a chair width of 25".

L" x D"	Sugg Seat Capacity*	Top Finish	Top Sections	Model Number	4 Taper Bases	List Price	Model Number	4 Taper Bases	List Price
192 x 38-54	11-13	Wood	4	52726/2	(4-28")	21,280	54826/2	(4-28")	18,300
192 x 43-60	11-13	Wood	4	52727/2	(4-32")	23,420	54827/2	(4-32")	20,235
192 x 48-66	11-13	Wood	4	52728/2	(4-34")	24,805	54828/2	(4-34")	21,615
192 x 53-72	12-14	Wood	4	52729/2	(4-36")	26,320	54829/2	(4-36")	23,080
192 x 58-78	12-14	Wood	4	52730/2	(4-38")	28,035	54830/2	(4-38")	24,815
192 x 63-84	12-14	Wood	4	52731/2	(4-40")	29,155	54831/2	(4-40")	25,950
204 x 38-54	13-15	Wood	4	52732/2	(4-28")	22,205	54832/2	(4-28")	19,220
204 x 43-60	13-15	Wood	4	52733/2	(4-32")	24,285	54833/2	(4-32")	21,100
204 x 48-66	13-15	Wood	4	52734/2	(4-34")	25,940	54834/2	(4-34")	22,740
204 x 53-72	14-16	Wood	4	52735/2	(4-36")	27,550	54835/2	(4-36")	24,315
204 x 58-78	14-16	Wood	4	52736/2	(4-38")	29,095	54836/2	(4-38")	25,875
204 x 63-84	14-16	Wood	4	52737/2	(4-40")	30,590	54837/2	(4-40")	27,365
216 x 38-54	13-15	Wood	4	52738/2	(4-28")	23,250	54838/2	(4-28")	20,255
216 x 43-60	13-15	Wood	4	52739/2	(4-32")	25,600	54839/2	(4-32")	22,440
216 x 48-66	13-15	Wood	4	52740/2	(4-34")	27,190	54840/2	(4-34")	24,010
216 x 53-72	14-16	Wood	4	52741/2	(4-36")	28,915	54841/2	(4-36")	25,675
216 x 58-78	14-16	Wood	4	52742/2	(4-38")	30,575	54842/2	(4-38")	27,355
216 x 63-84	14-16	Wood	4	52743/2	(4-40")	31,710	54843/2	(4-40")	28,505
228 x 38-54	15-17	Wood	4	52744/2	(4-28")	24,195	54844/2	(4-28")	21,230
228 x 43-60	15-17	Wood	4	52745/2	(4-32")	26,660	54845/2	(4-32")	23,480
228 x 48-66	15-17	Wood	4	52746/2	(4-34")	28,370	54846/2	(4-34")	25,165
228 x 53-72	16-18	Wood	4	52747/2	(4-36")	30,180	54847/2	(4-36")	26,940
228 x 58-78	16-18	Wood	4	52748/2	(4-38")	31,960	54848/2	(4-38")	28,740
228 x 63-84	16-18	Wood	4	52749/2	(4-40")	33,660	54849/2	(4-40")	30,445
240 x 38-54	15-17	Wood	4	52750/2	(4-28")	25,440	54850/2	(4-28")	22,455
240 x 43-60	15-17	Wood	4	52751/2	(4-32")	27,850	54851/2	(4-32")	24,675
240 x 48-66	15-17	Wood	4	52752/2	(4-34")	29,675	54852/2	(4-34")	26,470
240 x 53-72	16-18	Wood	4	52753/2	(4-36")	31,610	54853/2	(4-36")	28,375
240 x 58-78	16-18	Wood	4	52754/2	(4-38")	33,490	54854/2	(4-38")	30,255
240 x 63-84	16-18	Wood	4	52755/2	(4-40")	35,265	54855/2	(4-40")	32,070



T-BASE

VOX® CONFERENCE TABLES

VISTA™ SHAPE (CLOSED)

Specify edge type, add the two letter code after the model number.



Facet Edge "FC"



Taper Edge "TE"

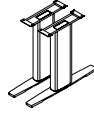


Flowform Edge "FF"
5% upcharge
laminates not available

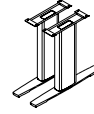


Camber Edge "CE"
5% upcharge

Mirror-Polished



Anodized Aluminum

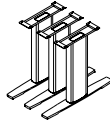


*Based on a chair width of 25".

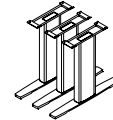
L	x	D	Sugg Seat Capacity	Top Finish	Top Sections	Model Number	2 T-Bases	List Price	Model Number	2 T-Bases	List Price
84	33-48	5-7	5-7	Wood	1	52801/2	(2-26")	7,815	54901/2	(2-26")	6,295
84	33-48	5-7	5-7	P-Lam	1	52801/5	(2-26")	6,775	54901/5	(2-26")	5,280
84	38-54	5-7	5-7	Wood	1	52802/2	(2-28")	8,405	54902/2	(2-28")	6,890
84	38-54	5-7	5-7	P-Lam	1	52802/5	(2-28")	7,250	54902/5	(2-28")	5,745
96	33-48	5-7	5-7	Wood	1	52803/2	(2-26")	8,440	54903/2	(2-26")	6,925
96	33-48	5-7	5-7	P-Lam	1	52803/5	(2-26")	7,270	54903/5	(2-26")	5,750
96	38-54	5-7	5-7	Wood	1	52804/2	(2-28")	9,165	54904/2	(2-28")	7,670
96	38-54	5-7	5-7	P-Lam	1	52804/5	(2-28")	7,850	54904/5	(2-28")	6,330
96	43-60	5-7	5-7	Wood	1	52805/2	(2-32")	10,200	54905/2	(2-32")	8,595
96	43-60	5-7	5-7	P-Lam	1	52805/5	(2-32")	8,720	54905/5	(2-32")	7,100
108	38-54	7-9	7-9	Wood	1	52806/2	(2-28")	9,955	54906/2	(2-28")	8,460
108	38-54	7-9	7-9	P-Lam	1	52806/5	(2-28")	8,460	54906/5	(2-28")	6,960
108	43-60	7-9	7-9	Wood	1	52807/2	(2-32")	11,065	54907/2	(2-32")	9,460
108	43-60	7-9	7-9	P-Lam	1	52807/5	(2-32")	9,410	54907/5	(2-32")	7,795
120	38-54	7-9	7-9	Wood	2	52808/2	(2-28")	11,435	54908/2	(2-28")	9,935
120	38-54	7-9	7-9	P-Lam	2	52808/5	(2-28")	9,760	54908/5	(2-28")	8,270
120	43-60	7-9	7-9	Wood	2	52809/2	(2-32")	12,730	54909/2	(2-32")	11,120
120	43-60	7-9	7-9	P-Lam	2	52809/5	(2-32")	10,865	54909/5	(2-32")	9,250
132	38-54	7-9	7-9	Wood	2	52810/2	(2-28")	12,330	54910/2	(2-28")	10,825
132	38-54	7-9	7-9	P-Lam	2	52810/5	(2-28")	10,470	54910/5	(2-28")	8,970
132	43-60	7-9	7-9	Wood	2	52811/2	(2-32")	13,740	54911/2	(2-32")	12,115
132	43-60	7-9	7-9	P-Lam	2	52811/5	(2-32")	11,630	54911/5	(2-32")	10,015
132	48-66	7-9	7-9	Wood	3	52812/2	(2-34")	14,730	54912/2	(2-34")	13,045
132	48-66	7-9	7-9	P-Lam	3	52812/5	(2-34")	12,450	54912/5	(2-34")	10,735

These models are constructed without support rails - bases are attached directly to tops.

Mirror-Polished



Anodized Aluminum

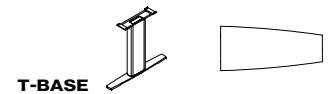


*Based on a chair width of 25".

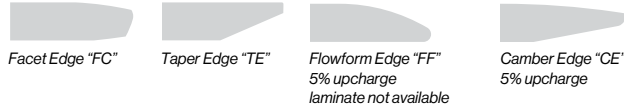
L	x	D	Sugg Seat Capacity	Top Finish	Top Sections	Model Number	3 T-Bases	List Price	Model Number	3 T-Bases	List Price
144	38-54	9-11	9-11	Wood	2	52813/2	(3-28")	14,960	54913/2	(3-28")	12,710
144	38-54	9-11	9-11	P-Lam	2	52813/5	(3-28")	12,900	54913/5	(3-28")	10,675
144	43-60	9-11	9-11	Wood	2	52814/2	(3-32")	16,670	54914/2	(3-32")	14,240
144	43-60	9-11	9-11	P-Lam	2	52814/5	(3-32")	14,345	54914/5	(3-32")	11,915
144	48-66	9-11	9-11	Wood	3	52815/2	(3-34")	17,815	54915/2	(3-34")	15,290
144	48-66	9-11	9-11	P-Lam	3	52815/5	(3-34")	15,295	54915/5	(3-34")	12,730
156	43-60	9-11	9-11	Wood	2	52816/2	(3-32")	17,620	54916/2	(3-32")	15,190
156	43-60	9-11	9-11	P-Lam	2	52816/5	(3-32")	15,095	54916/5	(3-32")	12,665
156	48-66	9-11	9-11	Wood	3	52817/2	(3-34")	18,860	54917/2	(3-34")	16,330
156	48-66	9-11	9-11	P-Lam	3	52817/5	(3-34")	16,105	54917/5	(3-34")	13,570
168	43-60	11-13	11-13	Wood	2	52818/2	(3-32")	19,160	54918/2	(3-32")	16,715
168	43-60	11-13	11-13	P-Lam	2	52818/5	(3-32")	16,420	54918/5	(3-32")	13,995
168	48-66	11-13	11-13	Wood	3	52819/2	(3-34")	20,620	54919/2	(3-34")	18,085

VOX® CONFERENCE TABLES

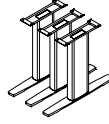
VISTA™ SHAPE (CLOSED)



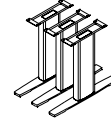
Specify edge type, add the two letter code after the model number.



Mirror-Polished



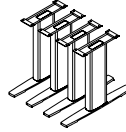
Anodized Aluminum



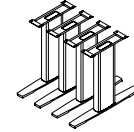
*Based on a chair width of 25".

L" x D"	Sugg Seat Capacity*	Top Finish	Top Sections	Model Number	3 T-Bases	List Price	Model Number	3 T-Bases	List Price
180	38-54 11-13	Wood	3	52820/2	(3-28")	18,275	54920/2	(3-28")	16,015
180	43-60 11-13	Wood	3	52821/2	(3-32")	20,140	54921/2	(3-32")	17,705
180	48-66 11-13	Wood	3	52822/2	(3-34")	21,725	54922/2	(3-34")	19,185
180	53-72 12-14	Wood	3	52823/2	(3-36")	23,675	54923/2	(3-36")	20,845
180	58-78 12-14	Wood	3	52824/2	(3-38")	25,015	54924/2	(3-38")	22,210
180	63-84 12-14	Wood	3	52825/2	(3-40")	26,380	54925/2	(3-40")	23,590

Mirror-Polished



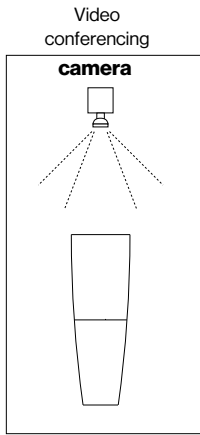
Anodized Aluminum



*Based on a chair width of 25".

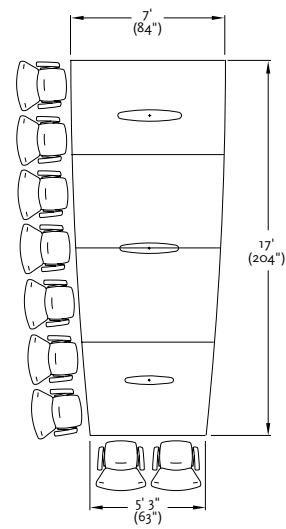
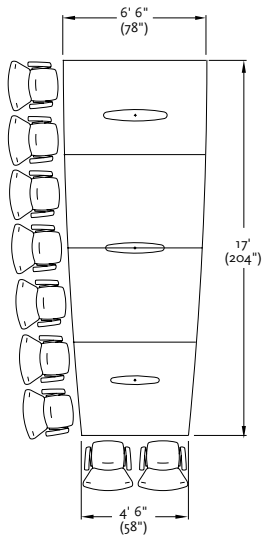
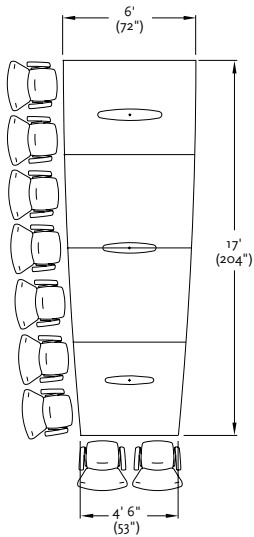
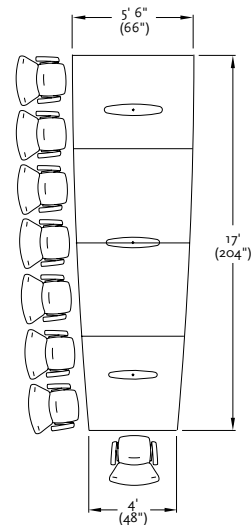
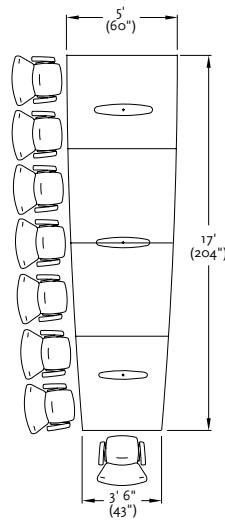
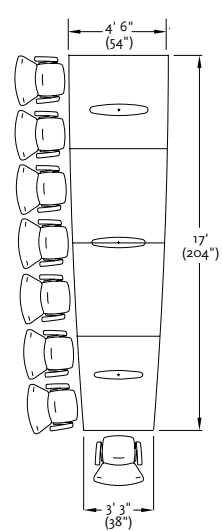
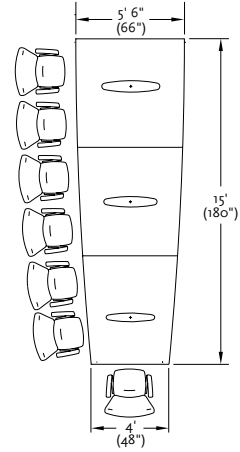
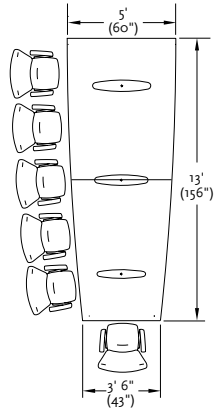
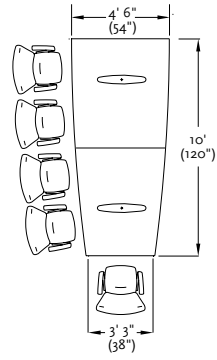
L x D	Sugg Seat Capacity	Top Finish	Top Sections	Model Number	4 T-Bases	List Price	Model Number	4 T-Bases	List Price
192	38-54 11-13	Wood	4	52826/2	(4-28")	21,080	54926/2	(4-28")	18,050
192	43-60 11-13	Wood	4	52827/2	(4-32")	23,250	54927/2	(4-32")	20,005
192	48-66 11-13	Wood	4	52828/2	(4-34")	24,850	54928/2	(4-34")	21,450
192	53-72 12-14	Wood	4	52829/2	(4-36")	27,140	54929/2	(4-36")	23,340
192	58-78 12-14	Wood	4	52830/2	(4-38")	28,855	54930/2	(4-38")	25,155
192	63-84 12-14	Wood	4	52831/2	(4-40")	30,050	54931/2	(4-40")	26,345
204	38-54 13-15	Wood	4	52832/2	(4-28")	22,005	54932/2	(4-28")	18,970
204	43-60 13-15	Wood	4	52833/2	(4-32")	24,125	54933/2	(4-32")	20,880
204	48-66 13-15	Wood	4	52834/2	(4-34")	25,985	54934/2	(4-34")	22,595
204	53-72 14-16	Wood	4	52835/2	(4-36")	28,370	54935/2	(4-36")	24,570
204	58-78 14-16	Wood	4	52836/2	(4-38")	29,915	54936/2	(4-38")	26,200
204	63-84 14-16	Wood	4	52837/2	(4-40")	31,495	54937/2	(4-40")	27,780
216	38-54 13-15	Wood	4	52838/2	(4-28")	23,035	54938/2	(4-28")	20,010
216	43-60 13-15	Wood	4	52839/2	(4-32")	25,440	54939/2	(4-32")	22,195
216	48-66 13-15	Wood	4	52840/2	(4-34")	27,245	54940/2	(4-34")	23,850
216	53-72 14-16	Wood	4	52841/2	(4-36")	29,735	54941/2	(4-36")	25,950
216	58-78 14-16	Wood	4	52842/2	(4-38")	31,390	54942/2	(4-38")	27,675
216	63-84 14-16	Wood	4	52843/2	(4-40")	32,615	54943/2	(4-40")	28,910
228	38-54 15-17	Wood	4	52844/2	(4-28")	23,845	54944/2	(4-28")	20,840
228	43-60 15-17	Wood	4	52845/2	(4-32")	26,515	54945/2	(4-32")	23,255
228	48-66 15-17	Wood	4	52846/2	(4-34")	28,410	54946/2	(4-34")	25,020
228	53-72 16-18	Wood	4	52847/2	(4-36")	31,000	54947/2	(4-36")	27,215
228	58-78 16-18	Wood	4	52848/2	(4-38")	32,760	54948/2	(4-38")	29,045
228	63-84 16-18	Wood	4	52849/2	(4-40")	34,580	54949/2	(4-40")	30,855
240	38-54 15-17	Wood	4	52850/2	(4-28")	25,080	54950/2	(4-28")	22,080
240	43-60 15-17	Wood	4	52851/2	(4-32")	27,695	54951/2	(4-32")	24,455
240	48-66 15-17	Wood	4	52852/2	(4-34")	29,710	54952/2	(4-34")	26,330
240	53-72 16-18	Wood	4	52853/2	(4-36")	32,410	54953/2	(4-36")	28,645
240	58-78 16-18	Wood	4	52854/2	(4-38")	34,300	54954/2	(4-38")	30,570
240	63-84 16-18	Wood	4	52855/2	(4-40")	36,200	54955/2	(4-40")	32,495

VOX® VISTA™ SHAPE TABLES (CLOSED) – OVERVIEW



Position table for best viewing

Note: Bases drawn represent all base styles.



MODESTY PANEL OPTIONS

FOR OPEN VISTA™, ARENA™ AND CONGRESS™ SHAPED CONFERENCE TABLES



Vox Open Vista, Arena and Congress shaped tables are standard with Duo, Taper or T-Bases, but are also available with Access or Tower bases (Contact Customer Service Department at 1800 668 9318 for prices).

No Modesty Panel is required when ordering conference tables with Duo, Access, Tower or T-bases. However, it is strongly recommended that modesty panels be included if Vox Forums are specified, so that wire management and cabling will be completely concealed.

Taper bases are not available without a modesty panel.



Full Wood Modesty Panels can be specified on both straight and curved tops and are available with Duo bases. The panel is $\frac{3}{4}$ " thick and is attached to the vertical aluminum leg section of the base. The veneer and finish match the top with the grain running vertically, Wire management is standard and attaches to the underside of the top.



Partial Wood Modesty Panels can be specified on both straight and curved tops, and represent the most economical choice for concealment of cabling.

The panel is positioned in front of the bases and forms a continuous $\frac{3}{4}$ " thick by 6" high skirt on the interior edge of the table.

A $\frac{3}{4}$ " gap at the top of the panel provides wire access anywhere along the edge of the top. The gap is concealed from the back with a flexible black rubber strip.

Wire management is standard and attaches to the underside of the top.



Aluminum Modesty Panels can be specified on straight-sided tops. The 6" high clear aluminum modesty panel is hinged and can be opened by simply pulling outwards from the top edge.

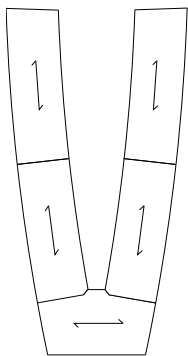
In its closed position a $\frac{3}{4}$ " gap between the top of the panel and the underside of the top provides an area for wires to pass and a finger hold for opening.

The opening of the panel is advantageous when managing wiring that may change regularly.

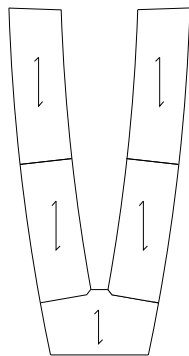
Wire management is standard and attaches to the underside of the top.

VENEER LAYOUT OPTIONS FOR VOX® CONFERENCE TABLES

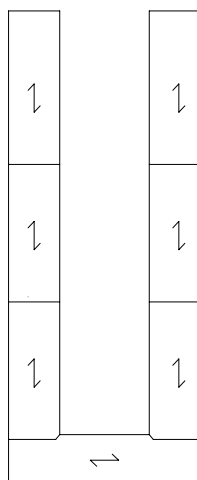
OPEN VISTA™ SHAPE, ARENA™ SHAPE AND CONGRESS™ SHAPE TABLES



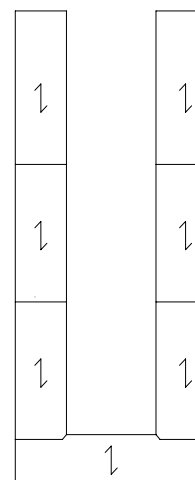
Vista Shape (open)
Standard Flat Cut
Book-Matched



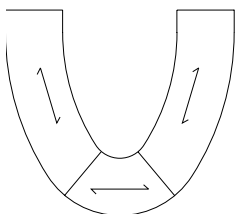
Vista Shape (open)
In-Line Veneer
Book-Matched
15% Upcharge



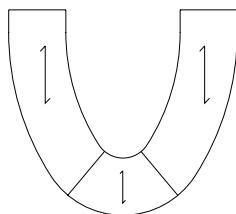
Congress Shape (open)
Standard Flat Cut
Book-Matched



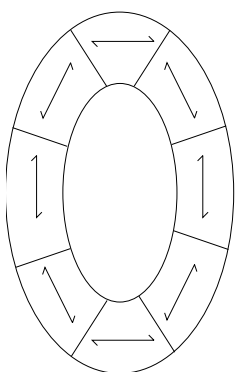
Congress Shape (open)
In-Line Veneer
Book-Matched
15% Upcharge



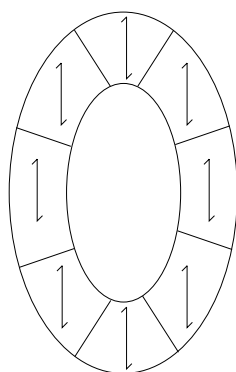
Arena Shape (open)
Standard Flat Cut
Book-Matched



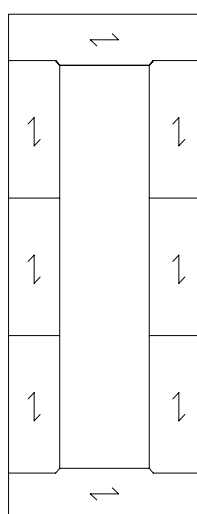
Arena Shape (open)
In-Line Veneer
Book-Matched
15% Upcharge



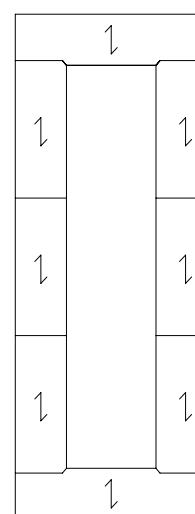
Arena Shape (closed)
Standard Flat Cut
Book-Matched



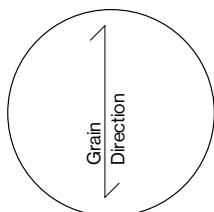
Arena Shape (closed)
In-Line Veneer
Book-Matched
15% Upcharge



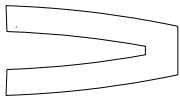
Congress Shape (closed)
Standard Flat Cut
Book-Matched



Congress Shape (closed)
In-Line Veneer
Book-Matched
15% Upcharge



For standard veneer patterns and finishes refer to page 15 for full details.




DUO BASE

VOX® CONFERENCE TABLES

VISTA™ SHAPE (OPEN)

Specify edge type; add the two letter code after the model number.



Facet Edge "FC"



Taper Edge "TE"



Flowform Edge "FF"
5% upcharge
laminates not available



Camber Edge "CE"
5% upcharge

Anodized Aluminum Base Ends



*Based on a chair width of 25".

L" x D"	Sugg Seat Capacity*	Top Finish	Top Sections	Duo Base No Modesty Panel		Partial Wood Modesty Panel		Full Wood Modesty Panel		
				Model Number	List Price	Model Number	List Price	Model Number	List Price	
128	60-100	8 - 10	Wood	3	24712/2 (4-22")	18,460	54961/2	21,095	54971/2	21,935
128	60-100	8 - 10	P-Lam	3	24712/5 (4-22")	15,585	54961/5	18,230	54971/5	19,055
213	60-111	14 - 16	Wood	5	24704/2 (6-22")	30,920	54962/2	35,510	54972/2	36,950
213	60-111	14 - 16	P-Lam	5	24704/5 (6-22")	25,780	54962/5	30,350	54972/5	31,810
299	60-112	20 - 22	Wood	7	24705/2 (8-22")	40,750	54963/2	47,455	54973/2	49,570
299	60-112	20 - 22	P-Lam	7	24705/5 (8-22")	33,990	54963/5	40,700	54973/5	42,815
384	66-144	26 - 28	Wood	9	24710/2 (10-22")	52,375	54964/2	61,180	54974/2	63,960
384	66-144	26 - 28	P-Lam	9	24710/5 (10-22")	43,590	54964/5	52,410	54974/5	55,205
469	66-144	32 - 34	Wood	11	24711/2 (12-22")	64,410	54965/2	75,335	54975/2	78,780
469	66-144	32 - 34	P-Lam	11	24711/5 (12-22")	53,490	54965/5	64,430	54975/5	67,885

Table tops are 32" deep.

Modesty panel options should be selected if tables are specified with Vox Forums.



Duo Base, no modesty panel, no Forum.



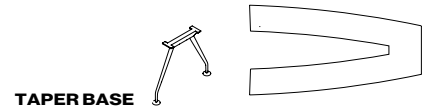
Duo Base, partial wood modesty panel.



Duo Base, full wood modesty panel.

VOX® CONFERENCE TABLES

VISTA™ SHAPE (OPEN)



Specify edge type; add the two letter code after the model number.



Facet Edge "FC"



Taper Edge "TE"



Flowform Edge "FF"
5% upcharge
laminite not available



Camber Edge "CE"
5% upcharge

Mirror-Polished



**Taper Base
Partial Wood
Modesty Panel**

*Based on a chair width of 25".

L" x D"	Sugg Seat Capacity*	Top Finish	Top Sections	Model Number	Taper Base	List Price
128 x 60-100	8 - 10	Wood	3	53001/2	(4-24")	23,230
128 x 60-100	8 - 10	P-Lam	3	53001/5	(4-24")	20,355
213 x 60-111	14 - 16	Wood	5	53002/2	(6-24")	38,585
213 x 60-111	14 - 16	P-Lam	5	53002/5	(6-24")	33,445
299 x 60-112	20 - 22	Wood	7	53003/2	(8-24")	51,320
299 x 60-112	20 - 22	P-Lam	7	53003/5	(8-24")	44,555
384 x 66-144	26 - 28	Wood	9	53004/2	(10-24")	65,830
384 x 66-144	26 - 28	P-Lam	9	53004/5	(10-24")	57,070
469 x 66-144	32 - 34	Wood	11	53005/2	(12-24")	80,835
469 x 66-144	32 - 34	P-Lam	11	53005/5	(12-24")	69,925

Metallic Silver Paint



**Taper Base
Partial Wood
Modesty Panel**

*Based on a chair width of 25".

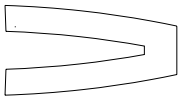
L" x D"	Sugg Seat Capacity*	Top Finish	Top Sections	Model Number	Taper Base	List Price
128 x 60-100	8 - 10	Wood	3	55001/2	(4-24")	20,220
128 x 60-100	8 - 10	P-Lam	3	55001/5	(4-24")	17,355
213 x 60-111	14 - 16	Wood	5	55002/2	(6-24")	34,080
213 x 60-111	14 - 16	P-Lam	5	55002/5	(6-24")	28,935
299 x 60-112	20 - 22	Wood	7	55003/2	(8-24")	45,305
299 x 60-112	20 - 22	P-Lam	7	55003/5	(8-24")	38,545
384 x 66-144	26 - 28	Wood	9	55004/2	(10-24")	58,310
384 x 66-144	26 - 28	P-Lam	9	55004/5	(10-24")	49,555
469 x 66-144	32 - 34	Wood	11	55005/2	(12-24")	71,810
469 x 66-144	32 - 34	P-Lam	11	55005/5	(12-24")	60,905

Table tops are 32" deep.

Modesty panel options should be selected if tables are specified with Vox Forums.



Taper Base, partial wood modesty panel.



T-BASE

VOX® CONFERENCE TABLES

VISTA™ SHAPE (OPEN)

Specify edge type, add the two letter code after the model number.



Facet Edge "FC"



Taper Edge "TE"

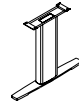


Flowform Edge "FF"
5% upcharge
laminite not available



Camber Edge "CE"
5% upcharge

Mirror-Polished

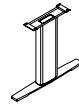


**T-Base
Partial Wood
Modesty Panel**

*Based on a chair width of 25".

L" x D"	Sugg Seat Capacity*	Top Finish	Top Sections	Model Number	T Base	List Price
128 x 60-100	8 - 10	Wood	3	53101/2	(4-24")	22,980
128 x 60-100	8 - 10	P-Lam	3	53101/5	(4-24")	20,100
213 x 60-111	14 - 16	Wood	5	53102/2	(6-24")	38,220
213 x 60-111	14 - 16	P-Lam	5	53102/5	(6-24")	33,080
299 x 60-112	20 - 22	Wood	7	53103/2	(8-24")	50,855
299 x 60-112	20 - 22	P-Lam	7	53103/5	(8-24")	42,950
384 x 66-144	26 - 28	Wood	9	53104/2	(10-24")	65,220
384 x 66-144	26 - 28	P-Lam	9	53104/5	(10-24")	56,450
469 x 66-144	32 - 34	Wood	11	53105/2	(12-24")	80,090
469 x 66-144	32 - 34	P-Lam	11	53105/5	(12-24")	69,195

Anodized Aluminum



**T-Base
Partial Wood
Modesty Panel**

*Based on a chair width of 25".

L" x D"	Sugg Seat Capacity*	Top Finish	Top Sections	Model Number	T Base	List Price
128 x 60-100	8 - 10	Wood	3	55011/2	(4-24")	19,935
128 x 60-100	8 - 10	P-Lam	3	55011/5	(4-24")	17,045
213 x 60-111	14 - 16	Wood	5	55012/2	(6-24")	33,620
213 x 60-111	14 - 16	P-Lam	5	55012/5	(6-24")	28,480
299 x 60-112	20 - 22	Wood	7	55013/2	(8-24")	44,715
299 x 60-112	20 - 22	P-Lam	7	55013/5	(8-24")	37,960
384 x 66-144	26 - 28	Wood	9	55014/2	(10-24")	57,550
384 x 66-144	26 - 28	P-Lam	9	55014/5	(10-24")	48,790
469 x 66-144	32 - 34	Wood	11	55015/2	(12-24")	70,880
469 x 66-144	32 - 34	P-Lam	11	55015/5	(12-24")	59,990

Table tops are 32" deep.

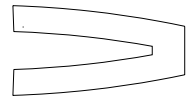
Modesty panel options should be selected if tables are specified with Vox Forums.



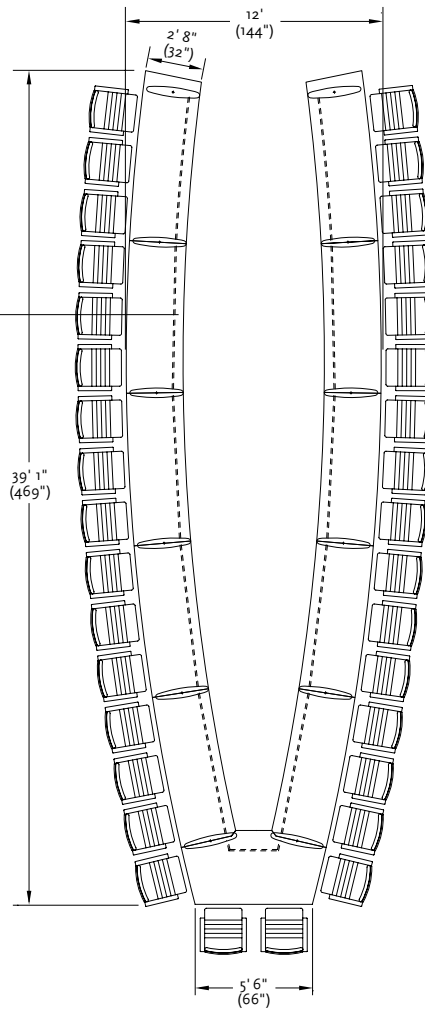
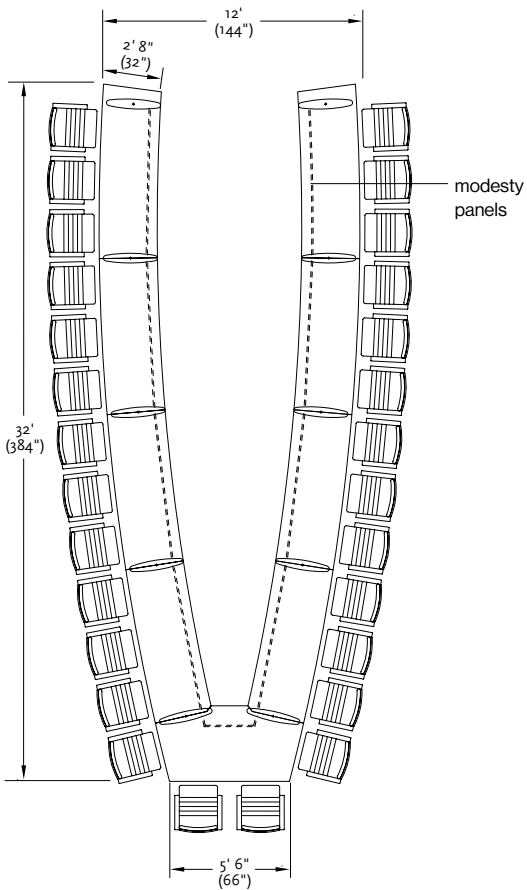
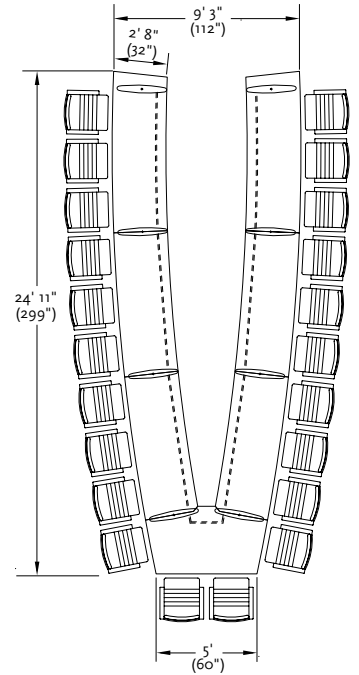
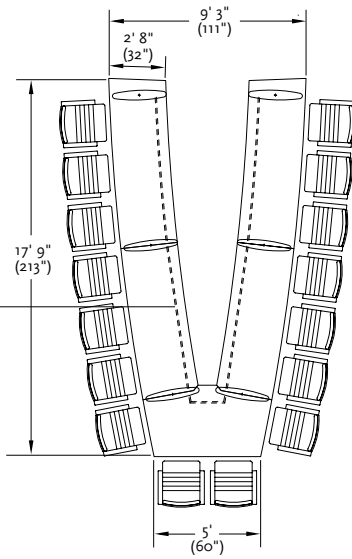
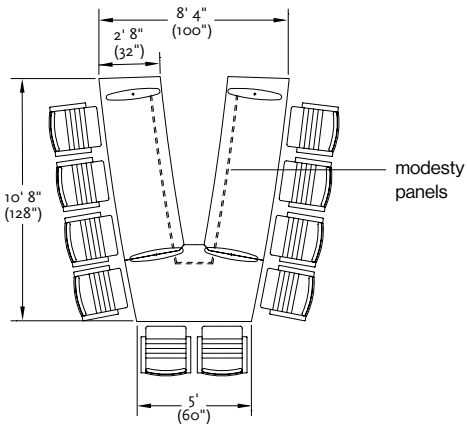
T-Base, partial wood modesty panel.

VOX® CONFERENCE TABLES

VISTA™ SHAPE (OPEN)



Note: Bases drawn represent all base styles.





DUO BASE

VOX® CONFERENCE TABLES

CONGRESS™ SHAPE (CLOSED)

Specify edge type, add the two letter code after the model number.



Facet Edge "FC"



Taper Edge "TE"



Flowform Edge "FF"
5% upcharge
laminates not available



Camber Edge "CE"
5% upcharge

Anodized Aluminum Base Ends



*Based on a chair width of 25".

L" x D"	Sugg Seat Capacity*	Top Finish	Top Sections	Model Number	Duo Base	List Price	Model Number	Price List	Model Number	Price List	Model Number	Price List
120 x 96	14	Wood	4	55061/2 (4-22")		15,900	53011/2	17,545	53031/2	17,810	53021/2	19,390
120 x 96	14	P-Lam	4	55061/5 (4-22")		13,185	53011/5	14,825	53031/5	15,095	53021/5	16,670
144 x 96	16	Wood	4	55062/2 (4-22")		17,610	53012/2	19,685	53032/2	20,030	53022/2	22,015
144 x 96	16	P-Lam	4	55062/5 (4-22")		14,475	53012/5	16,550	53032/5	16,900	53022/5	18,890
182 x 96	18	Wood	6	55063/2 (6-22")		22,545	53013/2	25,330	53033/2	25,790	53023/2	28,350
182 x 96	18	P-Lam	6	55063/5 (6-22")		18,795	53013/5	21,565	53033/5	22,025	53023/5	24,590
230 x 96	22	Wood	6	55064/2 (6-22")		25,950	53014/2	29,615	53034/2	30,225	53024/2	33,590
230 x 96	22	P-Lam	6	55064/5 (6-22")		21,350	53014/5	25,020	53034/5	25,625	53024/5	29,010
316 x 96	28	Wood	8	55065/2 (8-22")		34,225	53015/2	39,565	53035/2	40,470	53025/2	45,375
316 x 96	28	P-Lam	8	55065/5 (8-22")		28,175	53015/5	33,525	53035/5	34,415	53025/5	39,320
402 x 96	34	Wood	10	55066/2 (10-22")		42,550	53016/2	49,460	53036/2	50,605	53026/2	56,935
402 x 96	34	P-Lam	10	55066/5 (10-22")		35,040	53016/5	41,940	53036/5	43,095	53026/5	49,425
120 x 120	16	Wood	4	55121/2 (6-22")		19,800	53111/2	21,920	53131/2	22,270	53121/2	24,225
120 x 120	16	P-Lam	4	55121/5 (6-22")		16,670	53111/5	18,795	53131/5	19,155	53121/5	21,080
144 x 120	18	Wood	4	55122/2 (6-22")		21,620	53112/2	24,185	53132/2	24,620	53122/2	26,975
144 x 120	18	P-Lam	4	55122/5 (6-22")		18,085	53112/5	20,635	53132/5	21,065	53122/5	23,410
182 x 120	20	Wood	6	55123/2 (8-22")		26,390	53113/2	29,620	53133/2	30,165	53123/2	33,125
182 x 120	20	P-Lam	6	55123/5 (8-22")		22,210	53113/5	25,445	53133/5	25,985	53123/5	28,940
230 x 120	24	Wood	6	55124/2 (8-22")		29,800	53114/2	34,035	53134/2	34,740	53124/2	38,610
230 x 120	24	P-Lam	6	55124/5 (8-22")		24,795	53114/5	29,025	53134/5	29,725	53124/5	33,605
316 x 120	30	Wood	8	55125/2 (10-22")		38,135	53115/2	43,810	53135/2	44,750	53125/2	49,950
316 x 120	30	P-Lam	8	55125/5 (10-22")		31,640	53115/5	37,320	53135/5	38,275	53125/5	43,480
402 x 120	36	Wood	10	55126/2 (12-22")		46,460	53116/2	53,685	53136/2	54,380	53126/2	61,530
402 x 120	36	P-Lam	10	55126/5 (12-22")		38,520	53116/5	45,755	53136/5	46,435	53126/5	53,605

Table tops are 32" deep.
Modesty panel options should be selected if tables are specified with Vox Forums.



Duo Base, no modesty panel, no Forum.



Duo Base, partial wood modesty panel.



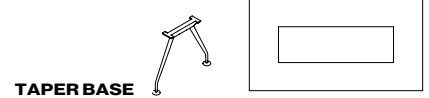
Duo Base, partial aluminum modesty panel.



Duo Base, full wood modesty panel.

VOX® CONFERENCE TABLES

CONGRESS™ SHAPE (CLOSED)



Specify edge type; add the two letter code after the model number.



Facet Edge "FC"



Taper Edge "TE"



Flowform Edge "FF"
5% upcharge
laminates not available



Camber Edge "CE"
5% upcharge

Mirror-Polished



Taper Base
Partial Wood
Modesty Panel

Partial Aluminum
Modesty Panel

*Based on a chair width of 25".

L" x D"	Sugg Seat Capacity*	Top Finish	Top Sections	Model Number	Taper Base	List Price	Model Number	List Price
120 x 96	14	Wood	4	55071/2	(4-24")	20,240	53041/2	20,535
120 x 96	14	P-Lam	4	55071/5	(4-24")	17,545	53041/5	17,800
144 x 96	16	Wood	4	55072/2	(4-24")	22,390	53042/2	22,745
144 x 96	16	P-Lam	4	55072/5	(4-24")	19,255	53042/5	19,605
182 x 96	18	Wood	6	55073/2	(6-24")	29,390	53043/2	29,845
182 x 96	18	P-Lam	6	55073/5	(6-24")	25,625	53043/5	26,100
230 x 96	22	Wood	6	55074/2	(6-24")	33,675	53044/2	34,280
230 x 96	22	P-Lam	6	55074/5	(6-24")	29,090	53044/5	29,695
316 x 96	28	Wood	8	55075/2	(8-24")	45,050	53045/2	45,940
316 x 96	28	P-Lam	8	55075/5	(8-24")	38,995	53045/5	39,890
402 x 96	34	Wood	10	55076/2	(10-24")	56,300	53046/2	57,450
402 x 96	34	P-Lam	10	55076/5	(10-24")	48,785	53046/5	49,935

Metallic Silver Paint



Taper Base
Partial Wood
Modesty Panel

Partial Aluminum
Modesty Panel

*Based on a chair width of 25".

L" x D"	Sugg Seat Capacity*	Top Finish	Top Sections	Model Number	Taper Base	List Price	Model Number	List Price
120 x 96	14	Wood	4	55081/2	(4-24")	17,245	53051/2	17,530
120 x 96	14	P-Lam	4	55081/5	(4-24")	14,535	53051/5	14,810
144 x 96	16	Wood	4	55082/2	(4-24")	19,390	53052/2	19,750
144 x 96	16	P-Lam	4	55082/5	(4-24")	16,260	53052/5	16,605
182 x 96	18	Wood	6	55083/2	(6-24")	24,870	53053/2	25,335
182 x 96	18	P-Lam	6	55083/5	(6-24")	21,115	53053/5	21,600
230 x 96	22	Wood	6	55084/2	(6-24")	29,160	53054/2	29,780
230 x 96	22	P-Lam	6	55084/5	(6-24")	24,570	53054/5	25,185
316 x 96	28	Wood	8	55085/2	(8-24")	39,050	53055/2	39,920
316 x 96	28	P-Lam	8	55085/5	(8-24")	32,985	53055/5	33,890
402 x 96	34	Wood	10	55086/2	(10-24")	48,785	53056/2	49,935
402 x 96	34	P-Lam	10	55086/5	(10-24")	41,270	53056/5	42,420

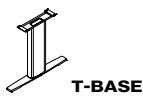



Taper Base, partial wood modesty panel.



Taper Base, partial aluminum modesty panel.

Table tops are 32" deep.
Modesty panel options should be selected if tables are specified with Vox Forums.



VOX® CONFERENCE TABLES

CONGRESS™ SHAPE (CLOSED)

Specify edge type; add the two letter code after the model number.



Facet Edge "FC"



Taper Edge "TE"

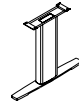


Flowform Edge "FF"
5% upcharge
laminates not available



Camber Edge "CE"
5% upcharge

Mirror-Polished



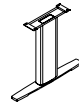
**T-Base
Partial Wood
Modesty Panel**

**Partial Aluminum
Modesty Panel**

*Based on a chair width of 25".

L" x D"	Sugg Seat Capacity*	Top Finish	Top Sections	Model Number	T Base	List Price	Model Number	List Price
120 x 96	14	Wood	4	55097/2	(4-24")	20,010	53061/2	20,270
120 x 96	14	P-Lam	4	55097/5	(4-24")	17,280	53061/5	17,565
144 x 96	16	Wood	4	55092/2	(4-24")	22,160	53062/2	22,485
144 x 96	16	P-Lam	4	55092/5	(4-24")	19,015	53062/5	19,375
182 x 96	18	Wood	6	55093/2	(6-24")	29,025	53063/2	29,495
182 x 96	18	P-Lam	6	55093/5	(6-24")	25,255	53063/5	25,725
230 x 96	22	Wood	6	55094/2	(6-24")	33,310	53064/2	33,920
230 x 96	22	P-Lam	6	55094/5	(6-24")	28,710	53064/5	29,320
316 x 96	28	Wood	8	55095/2	(8-24")	44,550	53065/2	45,460
316 x 96	28	P-Lam	8	55095/5	(8-24")	38,505	53065/5	39,395
402 x 96	34	Wood	10	55096/2	(10-24")	55,685	53066/2	56,840
402 x 96	34	P-Lam	10	55096/5	(10-24")	48,165	53066/5	49,315

Anodized Aluminum



**T-Base
Partial Wood
Modesty Panel**

**Partial Aluminum
Modesty Panel**

*Based on a chair width of 25".

L" x D"	Sugg Seat Capacity*	Top Finish	Top Sections	Model Number	T Base	List Price	Model Number	List Price
120 x 96	14	Wood	4	55101/2	(4-24")	16,950	53071/2	17,225
120 x 96	14	P-Lam	4	55101/5	(4-24")	14,225	53071/5	14,490
144 x 96	16	Wood	4	55102/2	(4-24")	19,075	53072/2	19,425
144 x 96	16	P-Lam	4	55102/5	(4-24")	15,950	53072/5	16,300
182 x 96	18	Wood	6	55103/2	(6-24")	24,405	53073/2	24,875
182 x 96	18	P-Lam	6	55103/5	(6-24")	20,655	53073/5	21,115
230 x 96	22	Wood	6	55104/2	(6-24")	28,700	53074/2	29,315
230 x 96	22	P-Lam	6	55104/5	(6-24")	24,115	53074/5	24,715
316 x 96	28	Wood	8	55105/2	(8-24")	38,415	53075/2	39,320
316 x 96	28	P-Lam	8	55105/5	(8-24")	32,375	53075/5	33,270
402 x 96	34	Wood	10	55106/2	(10-24")	48,015	53076/2	49,170
402 x 96	34	P-Lam	10	55106/5	(10-24")	40,500	53076/5	41,660

Table tops are 32" deep.
Modesty panel options should be selected if tables are specified with Vox Forums.



T-Base, partial wood modesty panel.

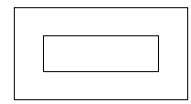


T-Base, partial aluminum modesty panel.

VOX® CONFERENCE TABLES

CONGRESS™ SHAPE (CLOSED)

TAPER BASE



Specify edge type, add the two letter code after the model number.



Facet Edge "FC"



Taper Edge "TE"



Flowform Edge "FF"
5% upcharge
laminates not available



Camber Edge "CE"
5% upcharge

Mirror-Polished



**Taper Base
Partial Wood
Modesty Panel**

**Partial Aluminum
Modesty Panel**

*Based on a chair width of 25".

L" x D"	Sugg Seat Capacity*	Top Finish	Top Sections	Model Number	Taper Base	List Price	Model Number	List Price
120 x 120	16	Wood	4	55131/2	(6-24")	26,015	53141/2	26,380
120 x 120	16	P-Lam	4	55131/5	(6-24")	22,885	53141/5	23,235
144 x 120	18	Wood	4	55132/2	(6-24")	28,285	53142/2	28,710
144 x 120	18	P-Lam	4	55132/5	(6-24")	24,745	53142/5	25,170
182 x 120	20	Wood	6	55133/2	(8-24")	35,105	53143/2	35,630
182 x 120	20	P-Lam	6	55133/5	(8-24")	30,920	53143/5	31,460
230 x 120	24	Wood	6	55134/2	(8-24")	39,505	53144/2	40,225
230 x 120	24	P-Lam	6	55134/5	(8-24")	53,060	53144/5	35,200
316 x 120	30	Wood	8	55135/2	(10-24")	50,640	53145/2	51,600
316 x 120	30	P-Lam	8	55135/5	(10-24")	44,175	53145/5	45,125
402 x 120	36	Wood	10	55136/2	(12-24")	61,900	53146/2	62,585
402 x 120	36	P-Lam	10	55136/5	(12-24")	53,980	53146/5	54,665

Metallic Silver Paint



**Taper Base
Partial Wood
Modesty Panel**

**Partial Aluminum
Modesty Panel**

*Based on a chair width of 25".

L" x D"	Sugg Seat Capacity*	Top Finish	Top Sections	Model Number	Taper Base	List Price	Model Number	List Price
120 x 120	16	Wood	4	55141/2	(6-24")	21,520	53151/2	21,870
120 x 120	16	P-Lam	4	55141/5	(6-24")	18,380	53151/5	18,725
144 x 120	18	Wood	4	55142/2	(6-24")	23,770	53152/2	24,215
144 x 120	18	P-Lam	4	55142/5	(6-24")	20,230	53152/5	20,655
182 x 120	20	Wood	6	55143/2	(8-24")	29,090	53153/2	29,620
182 x 120	20	P-Lam	6	55143/5	(8-24")	24,905	53153/5	25,445
230 x 120	24	Wood	6	55144/2	(8-24")	33,500	53154/2	34,200
230 x 120	24	P-Lam	6	55144/5	(8-24")	28,480	53154/5	29,170
316 x 120	30	Wood	8	55145/2	(10-24")	43,125	53155/2	44,075
316 x 120	30	P-Lam	8	55145/5	(10-24")	36,665	53155/5	37,610
402 x 120	36	Wood	10	55146/2	(12-24")	52,890	53156/2	53,575
402 x 120	36	P-Lam	10	55146/5	(12-24")	44,945	53156/5	45,645




Taper Base, partial wood modesty panel.



Taper Base, partial aluminum modesty panel.

Table tops are 32" deep.
Modesty panel options should be selected if tables are specified with Vox Forums.



T-BASE

VOX® CONFERENCE TABLES

CONGRESS™ SHAPE (CLOSED)

Specify edge type, add the two letter code after the model number.



Facet Edge "FC"



Taper Edge "TE"

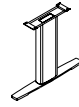


Flowform Edge "FF"
5% upcharge
laminates not available



Camber Edge "CE"
5% upcharge

Mirror-Polished



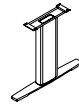
**T-Base
Partial Wood
Modesty Panel**

**Partial Aluminum
Modesty Panel**

*Based on a chair width of 25".

L" x D"	Sugg Seat Capacity*	Top Finish	Top Sections	Model Number	T Base	List Price	Model Number	List Price
120 x 120	16	Wood	4	55151/2	(6-24")	25,665	53161/2	26,010
120 x 120	16	P-Lam	4	55151/5	(6-24")	22,530	53161/5	22,860
144 x 120	18	Wood	4	55152/2	(6-24")	27,930	53162/2	28,365
144 x 120	18	P-Lam	4	55152/5	(6-24")	24,370	53162/5	24,800
182 x 120	20	Wood	6	55153/2	(8-24")	34,600	53163/2	35,140
182 x 120	20	P-Lam	6	55153/5	(8-24")	30,440	53163/5	30,985
230 x 120	24	Wood	6	55154/2	(8-24")	39,010	53164/2	39,725
230 x 120	24	P-Lam	6	55154/5	(8-24")	34,000	53164/5	34,710
316 x 120	30	Wood	8	55155/2	(10-24")	50,025	53165/2	50,975
316 x 120	30	P-Lam	8	55155/5	(10-24")	43,565	53165/5	44,520
402 x 120	36	Wood	10	55156/2	(12-24")	61,175	53166/2	61,860
402 x 120	36	P-Lam	10	55156/5	(12-24")	53,245	53166/5	53,920

Anodized Aluminum



**T-Base
Partial Wood
Modesty Panel**

**Partial Aluminum
Modesty Panel**

*Based on a chair width of 25".

L" x D"	Sugg Seat Capacity*	Top Finish	Top Sections	Model Number	T Base	List Price	Model Number	List Price
120 x 120	16	Wood	4	55161/2	(6-24")	21,060	53171/2	21,415
120 x 120	16	P-Lam	4	55161/5	(6-24")	17,920	53171/5	18,280
144 x 120	18	Wood	4	55162/2	(6-24")	23,320	53172/2	23,755
144 x 120	18	P-Lam	4	55162/5	(6-24")	19,775	53172/5	20,210
182 x 120	20	Wood	6	55163/2	(8-24")	28,480	53173/2	29,020
182 x 120	20	P-Lam	6	55163/5	(8-24")	24,300	53173/5	24,840
230 x 120	24	Wood	6	55164/2	(8-24")	32,885	53174/2	33,580
230 x 120	24	P-Lam	6	55164/5	(8-24")	27,860	53174/5	28,580
316 x 120	30	Wood	8	55165/2	(10-24")	42,360	53175/2	43,315
316 x 120	30	P-Lam	8	55165/5	(10-24")	35,910	53175/5	36,850
402 x 120	36	Wood	10	55166/2	(12-24")	51,975	53176/2	52,655
402 x 120	36	P-Lam	10	55166/5	(12-24")	44,020	53176/5	44,720

Table tops are 32" deep.
Modesty panel options should be selected if tables are specified with Vox Forums.



T-Base, partial wood modesty panel.

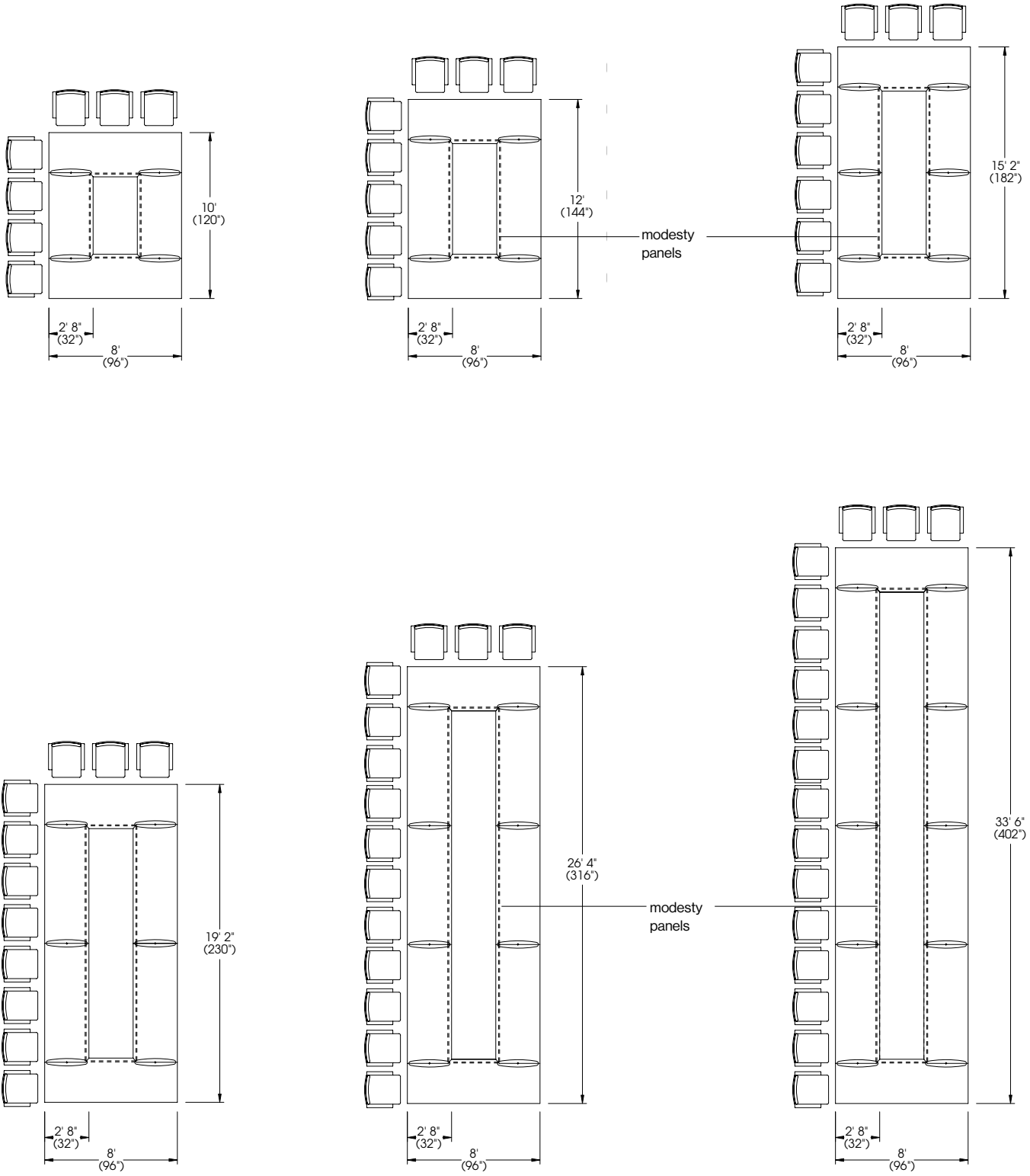


T-Base, partial aluminum modesty panel.

VOX® CONFERENCE TABLES - OVERVIEW

CONGRESS™ SHAPE (CLOSED)

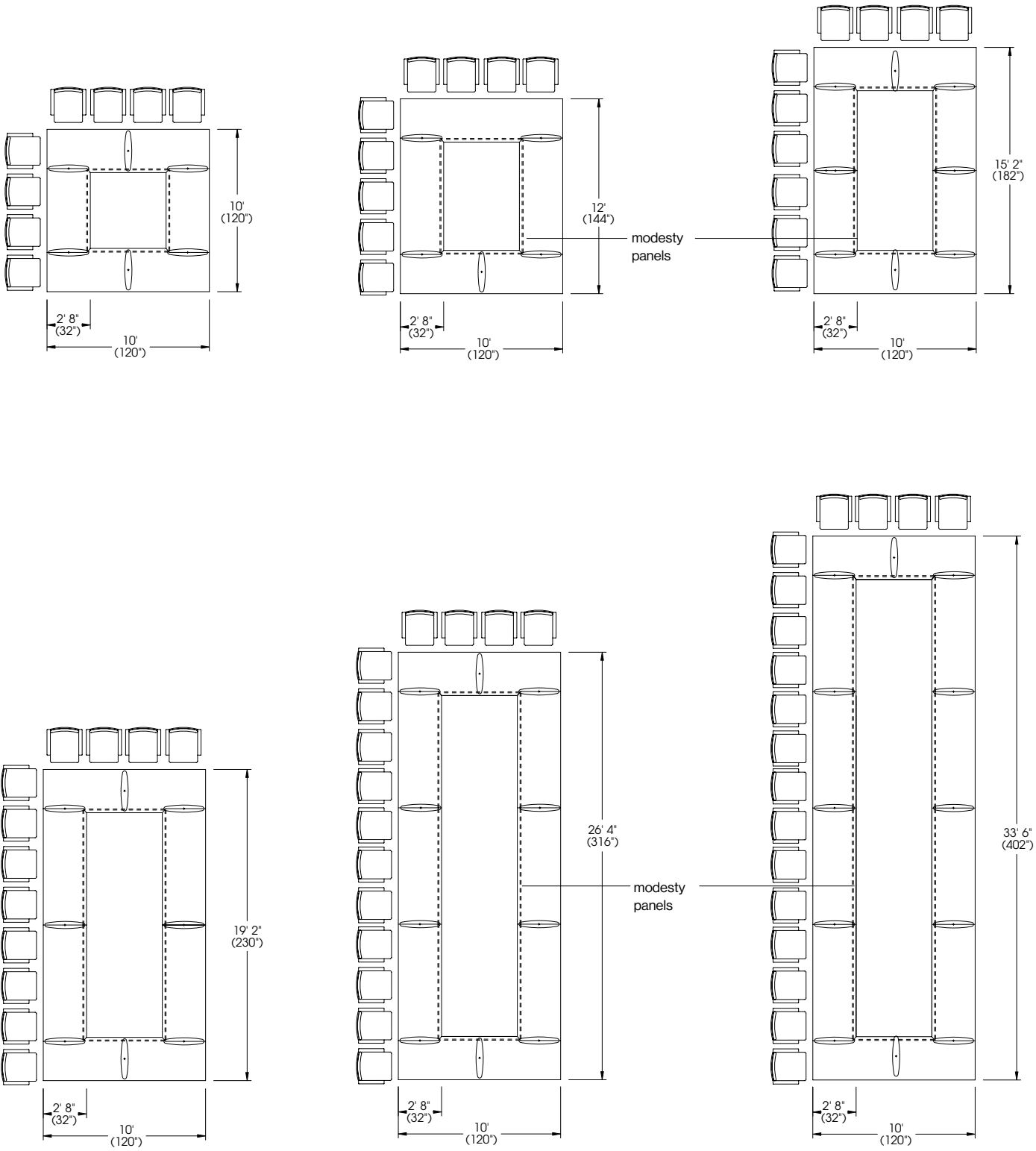
Note: Bases drawn represent all base styles.





VOX® CONFERENCE TABLES - OVERVIEW

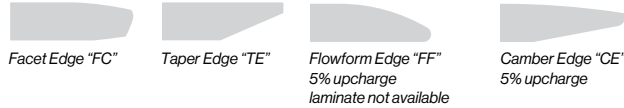
CONGRESS™ SHAPE (CLOSED)

Note: Bases drawn represent all base styles.





Specify edge type, add the two letter code after the model number.



Anodized Aluminum Base Ends



*Based on a chair width of 25".

L" x D"	Sugg Seat Capacity*	Top Finish	Top Sections	Model Number	Duo Base	List Price	Model Number	List Price	Model Number	List Price	Model Number	List Price
130 x 96	11	Wood	3	55181/2	(4-22")	14,960	54511/2	17,075	54531/2	17,425	54521/2	19,370
130 x 96	11	P-Lam	3	55181/5	(4-22")	12,450	54511/5	14,560	54531/5	14,915	54521/5	16,865
162 x 96	13	Wood	5	55182/2	(6-22")	19,865	54512/2	22,325	54532/2	22,725	54522/2	24,985
162 x 96	13	P-Lam	5	55182/5	(6-22")	16,730	54512/5	19,195	54532/5	19,600	54522/5	21,840
211 x 96	17	Wood	5	55183/2	(6-22")	23,280	54513/2	26,940	54533/2	27,560	54523/2	30,920
211 x 96	17	P-Lam	5	55183/5	(6-22")	19,305	54513/5	22,980	54533/5	23,600	54523/5	26,975
297 x 96	23	Wood	7	55184/2	(8-22")	32,025	54514/2	37,260	54534/2	38,135	54524/2	42,935
297 x 96	23	P-Lam	7	55184/5	(8-22")	26,510	54514/5	31,735	54534/5	32,590	54524/5	37,400
383 x 96	29	Wood	9	55185/2	(10-22")	40,635	54515/2	47,420	54535/2	48,540	54525/2	54,775
383 x 96	29	P-Lam	9	55185/5	(10-22")	33,530	54515/5	40,330	54535/5	41,460	54525/5	47,685
130 x 120	12	Wood	3	55241/2	(5-22")	16,900	54611/2	19,240	54631/2	19,640	54621/2	21,785
130 x 120	12	P-Lam	3	55241/5	(5-22")	14,190	54611/5	16,530	54631/5	16,915	54621/5	19,055
162 x 120	14	Wood	5	55242/2	(7-22")	21,830	54612/2	24,715	54632/2	25,210	54622/2	27,855
162 x 120	14	P-Lam	5	55242/5	(7-22")	18,480	54612/5	21,375	54632/5	21,870	54622/5	24,520
211 x 120	18	Wood	5	55243/2	(7-22")	25,225	54613/2	29,120	54633/2	29,780	54623/2	33,350
211 x 120	18	P-Lam	5	55243/5	(7-22")	21,060	54613/5	24,955	54633/5	25,610	54623/5	29,170
297 x 120	24	Wood	7	55244/2	(9-22")	33,975	54614/2	39,445	54634/2	40,350	54624/2	45,345
297 x 120	24	P-Lam	7	55244/5	(9-22")	28,240	54614/5	33,695	54634/5	34,600	54624/5	39,630
383 x 120	30	Wood	9	55245/2	(11-22")	42,580	54615/2	49,595	54635/2	50,770	54625/2	57,185
383 x 120	30	P-Lam	9	55245/5	(11-22")	35,270	54615/5	42,295	54635/5	43,460	54625/5	49,900

Table tops are 32" deep.
Modesty panel options should be selected if tables are specified with Vox Forums.



Duo Base, no modesty panel, no Forum.



Duo Base, partial wood modesty panel.



Duo Base, partial aluminum modesty panel.




Duo Base, full wood modesty panel.

VOX® CONFERENCE TABLES

CONGRESS™ SHAPE (OPEN)

TAPER BASE



Specify edge type, add the two letter code after the model number.



Facet Edge "FC"



Taper Edge "TE"



Flowform Edge "FF"
5% upcharge
laminated not available



Camber Edge "CE"
5% upcharge

Mirror-Polished



Taper Base
Partial Wood
Modesty Panel

Partial Aluminum
Modesty Panel

*Based on a chair width of 25".

L" x D"	Sugg Seat Capacity*	Top Finish	Top Sections	Model Number	Taper Base	List Price	Model Number	List Price
130 x 96	11	Wood	3	55191/2	(4-24")	19,790	54541/2	20,145
130 x 96	11	P-Lam	3	55191/5	(4-24")	17,270	54541/5	17,620
162 x 96	13	Wood	5	55192/2	(6-24")	26,380	54542/2	26,795
162 x 96	13	P-Lam	5	55192/5	(6-24")	23,255	54542/5	23,670
211 x 96	17	Wood	5	55193/2	(6-24")	31,010	54543/2	31,620
211 x 96	17	P-Lam	5	55193/5	(6-24")	27,040	54543/5	27,665
297 x 96	23	Wood	7	55194/2	(8-24")	42,680	54544/2	43,555
297 x 96	23	P-Lam	7	55194/5	(8-24")	37,145	54544/5	38,030
383 x 96	29	Wood	9	55195/2	(10-24")	54,185	54545/2	55,315
383 x 96	29	P-Lam	9	55195/5	(10-24")	47,085	54545/5	48,235

Metallic Silver Paint



Taper Base
Partial Wood
Modesty Panel

Partial Aluminum
Modesty Panel

*Based on a chair width of 25".

L" x D"	Sugg Seat Capacity*	Top Finish	Top Sections	Model Number	Taper Base	List Price	Model Number	List Price
130 x 96	11	Wood	3	55201/2	(4-24")	16,780	54551/2	17,135
130 x 96	11	P-Lam	3	55201/5	(4-24")	14,265	54551/5	14,625
162 x 96	13	Wood	5	55202/2	(6-24")	21,870	54552/2	22,270
162 x 96	13	P-Lam	5	55202/5	(6-24")	18,735	54552/5	19,165
211 x 96	17	Wood	5	55203/2	(6-24")	26,510	54553/2	27,105
211 x 96	17	P-Lam	5	55203/5	(6-24")	22,540	54553/5	23,145
297 x 96	23	Wood	7	55204/2	(8-24")	36,665	54554/2	37,535
297 x 96	23	P-Lam	7	55204/5	(8-24")	31,135	54554/5	32,000
383 x 96	29	Wood	9	55205/2	(10-24")	46,665	54555/2	47,805
383 x 96	29	P-Lam	9	55205/5	(10-24")	39,565	54555/5	40,715

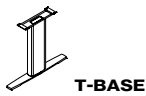

Table tops are 32" deep.
Modesty panel options should be selected if tables are specified with Vox Forums.



Taper Base, partial wood modesty panel.



Taper Base, partial aluminum modesty panel.



Specify edge type, add the two letter code after the model number.



Facet Edge "FC"



Taper Edge "TE"

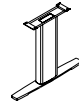


Flowform Edge "FF"
5% upcharge
laminate not available



Camber Edge "CE"
5% upcharge

Mirror-Polished



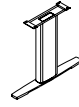
**T-Base
Partial Wood
Modesty Panel**

**Partial Aluminum
Modesty Panel**

*Based on a chair width of 25".

L" x D"	Sugg Seat Capacity*	Top Finish	Top Sections	Model Number	T Base	List Price	Model Number	List Price
130 x 96	11	Wood	3	55211/2	(4-24")	19,550	54561/2	19,875
130 x 96	11	P-Lam	3	55211/5	(4-24")	17,040	54561/5	17,385
162 x 96	13	Wood	5	55212/2	(6-24")	26,010	54562/2	26,420
162 x 96	13	P-Lam	5	55212/5	(6-24")	22,885	54562/5	23,290
211 x 96	17	Wood	5	55213/2	(6-24")	30,650	54563/2	31,265
211 x 96	17	P-Lam	5	55213/5	(6-24")	26,690	54563/5	27,305
297 x 96	23	Wood	7	55214/2	(8-24")	42,180	54564/2	43,050
297 x 96	23	P-Lam	7	55214/5	(8-24")	36,665	54564/5	37,535
383 x 96	29	Wood	9	55215/2	(10-24")	53,575	54565/2	54,700
383 x 96	29	P-Lam	9	55215/5	(10-24")	46,475	54565/5	47,615

Anodized Aluminum



**T-Base
Partial Wood
Modesty Panel**

**Partial Aluminum
Modesty Panel**

*Based on a chair width of 25".

L" x D"	Sugg Seat Capacity*	Top Finish	Top Sections	Model Number	T Base	List Price	Model Number	List Price
130 x 96	11	Wood	3	55221/2	(4-24")	16,475	54571/2	16,815
130 x 96	11	P-Lam	3	55221/5	(4-24")	13,945	54571/5	14,305
162 x 96	13	Wood	5	55222/2	(6-24")	21,415	54572/2	21,825
162 x 96	13	P-Lam	5	55222/5	(6-24")	18,285	54572/5	18,690
211 x 96	17	Wood	5	55223/2	(6-24")	26,040	54573/2	26,655
211 x 96	17	P-Lam	5	55223/5	(6-24")	22,080	54573/5	22,695
297 x 96	23	Wood	7	55224/2	(8-24")	36,040	54574/2	36,925
297 x 96	23	P-Lam	7	55224/5	(8-24")	30,525	54574/5	31,395
383 x 96	29	Wood	9	55225/2	(10-24")	45,910	54575/2	47,050
383 x 96	29	P-Lam	9	55225/5	(10-24")	38,810	54575/5	39,935

Table tops are 32" deep.
Modesty panel options should be selected if tables are specified with Vox Forums.



T-Base, partial wood modesty panel.




T-Base, partial aluminum modesty panel.

VOX® CONFERENCE TABLES

CONGRESS™ SHAPE (OPEN)

TAPER BASE



Specify edge type, add the two letter code after the model number.



Facet Edge "FC"



Taper Edge "TE"



Flowform Edge "FF"
5% upcharge
laminite not available



Camber Edge "CE"
5% upcharge

Mirror-Polished



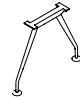
**Taper Base
Partial Wood
Modesty Panel**

**Partial Aluminum
Modesty Panel**

*Based on a chair width of 25".

L" x D"	Sugg Seat Capacity*	Top Finish	Top Sections	Model Number	Taper Base	List Price	Model Number	List Price
130 x 120	12	Wood	3	55251/2	(5-24")	22,640	54641/2	23,030
130 x 120	12	P-Lam	3	55251/5	(5-24")	19,935	54641/5	20,310
162 x 120	14	Wood	5	55252/2	(7-24")	29,445	54642/2	29,940
162 x 120	14	P-Lam	5	55252/5	(7-24")	26,130	54642/5	26,590
211 x 120	18	Wood	5	55253/2	(7-24")	33,875	54643/2	34,520
211 x 120	18	P-Lam	5	55253/5	(7-24")	29,685	54643/5	30,335
297 x 120	24	Wood	7	55254/2	(9-24")	45,535	54644/2	46,430
297 x 120	24	P-Lam	7	55254/5	(9-24")	39,795	54644/5	40,700
383 x 120	30	Wood	9	55255/2	(11-24")	57,055	54645/2	58,215
383 x 120	30	P-Lam	9	55255/5	(11-24")	49,750	54645/5	50,910

Metallic Silver Paint



**Taper Base
Partial Wood
Modesty Panel**

**Partial Aluminum
Modesty Panel**

*Based on a chair width of 25".

L" x D"	Sugg Seat Capacity*	Top Finish	Top Sections	Model Number	Taper Base	List Price	Model Number	List Price
130 x 120	12	Wood	3	55261/2	(5-24")	18,865	54651/2	19,255
130 x 120	12	P-Lam	3	55261/5	(5-24")	16,165	54651/5	16,545
162 x 120	14	Wood	5	55262/2	(7-24")	24,195	54652/2	24,675
162 x 120	14	P-Lam	5	55262/5	(7-24")	20,850	54652/5	21,345
211 x 120	18	Wood	5	55263/2	(7-24")	28,595	54653/2	29,250
211 x 120	18	P-Lam	5	55263/5	(7-24")	24,435	54653/5	25,070
297 x 120	24	Wood	7	55264/2	(9-24")	38,750	54654/2	39,665
297 x 120	24	P-Lam	7	55264/5	(9-24")	33,020	54654/5	33,925
383 x 120	30	Wood	9	55265/2	(11-24")	48,775	54655/2	49,940
383 x 120	30	P-Lam	9	55265/5	(11-24")	41,475	54655/5	42,635

Table tops are 32" deep.


Modesty panel options should be selected if tables are specified with Vox Forums.



Taper Base, partial wood modesty panel.



Taper Base, partial aluminum modesty panel.



T-BASE

VOX® CONFERENCE TABLES

CONGRESS™ SHAPE (OPEN)

Specify edge type, add the two letter code after the model number.



Facet Edge "FC"



Taper Edge "TE"

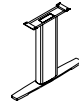


Flowform Edge "FF"
5% upcharge
laminates not available



Camber Edge "CE"
5% upcharge

Mirror-Polished



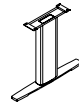
T-Base
Partial Wood
Modesty Panel

Partial Aluminum
Modesty Panel

*Based on a chair width of 25".

L" x D"	Sugg Seat Capacity*	Top Finish	Top Sections	Model Number	T Base	List Price	Model Number	List Price
130 x 120	12	Wood	3	55271/2	(5-24")	22,330	54661/2	22,720
130 x 120	12	P-Lam	3	55271/5	(5-24")	19,605	54661/5	20,005
162 x 120	14	Wood	5	55272/2	(7-24")	29,035	54662/2	29,515
162 x 120	14	P-Lam	5	55272/5	(7-24")	25,695	54662/5	26,165
211 x 120	18	Wood	5	55273/2	(7-24")	33,435	54663/2	34,085
211 x 120	18	P-Lam	5	55273/5	(7-24")	29,260	54663/5	29,915
297 x 120	24	Wood	7	55274/2	(9-24")	44,970	54664/2	45,885
297 x 120	24	P-Lam	7	55274/5	(9-24")	39,240	54664/5	40,135
383 x 120	30	Wood	9	55275/2	(11-24")	56,365	54665/2	57,535
383 x 120	30	P-Lam	9	55275/5	(11-24")	49,065	54665/5	50,215

Anodized Aluminum



T-Base
Partial Wood
Modesty Panel

Partial Aluminum
Modesty Panel

*Based on a chair width of 25".

L" x D"	Sugg Seat Capacity*	Top Finish	Top Sections	Model Number	T Base	List Price	Model Number	List Price
130 x 120	12	Wood	3	55281/2	(5-24")	18,485	54671/2	18,890
130 x 120	12	P-Lam	3	55281/5	(5-24")	15,775	54671/5	16,175
162 x 120	14	Wood	5	55282/2	(7-24")	23,670	54672/2	24,140
162 x 120	14	P-Lam	5	55282/5	(7-24")	20,330	54672/5	20,805
211 x 120	18	Wood	5	55283/2	(7-24")	28,075	54673/2	28,740
211 x 120	18	P-Lam	5	55283/5	(7-24")	23,900	54673/5	24,540
297 x 120	24	Wood	7	55284/2	(9-24")	38,060	54674/2	38,975
297 x 120	24	P-Lam	7	55284/5	(9-24")	32,335	54674/5	33,240
383 x 120	30	Wood	9	55285/2	(11-24")	47,945	54675/2	49,110
383 x 120	30	P-Lam	9	55285/5	(11-24")	40,640	54675/5	41,795

Table tops are 32" deep.

Modesty panel options should be selected when tables are specified with Vox Forums.



T-Base, partial wood modesty panel.

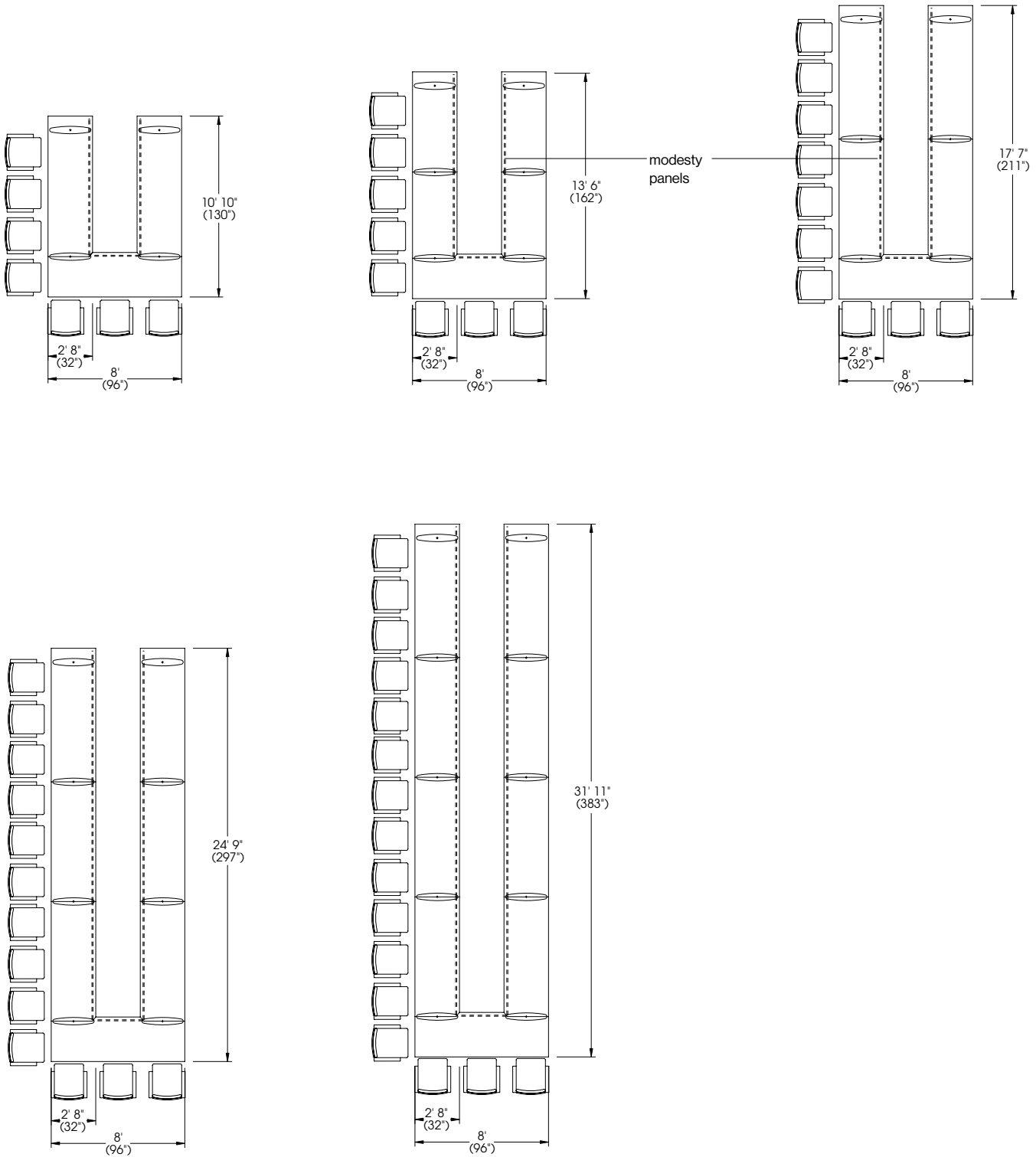


T-Base, partial aluminum modesty panel.

VOX® CONFERENCE TABLES - OVERVIEW

CONGRESS™ SHAPE (OPEN)

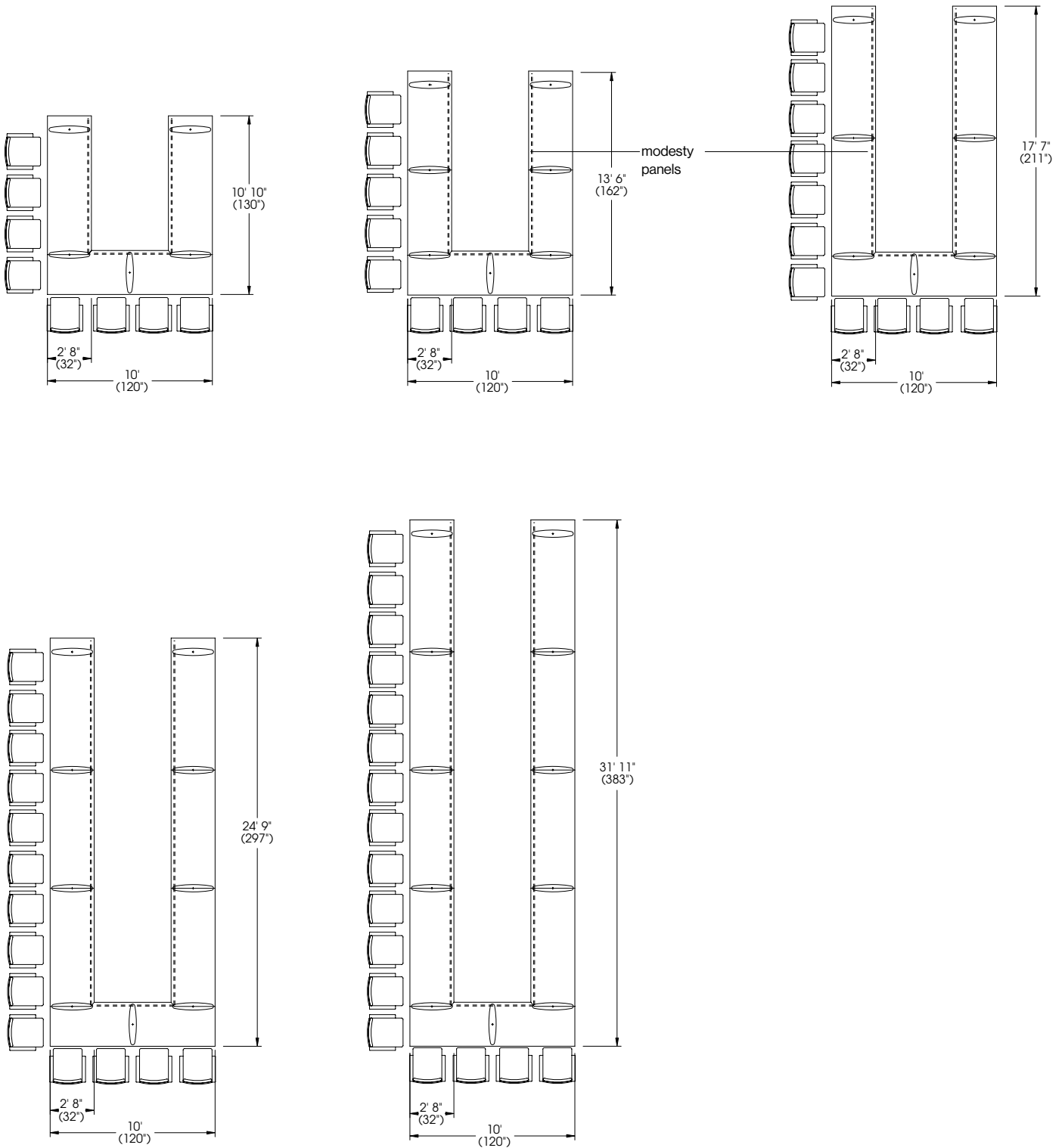
Note: Bases drawn represent all base styles.

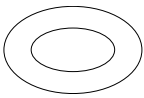


VOX® CONFERENCE TABLES - OVERVIEW

CONGRESS™ SHAPE (OPEN)

Note: Bases drawn represent all base styles.






DUO BASE

VOX® CONFERENCE TABLES

Specify edge type; add the two letter code after the model number.



Facet Edge "FC"



Taper Edge "TE"



Flowform Edge "FF"
5% upcharge
laminates not available



Camber Edge "CE"
5% upcharge

Anodized Aluminum Base Ends



**Duo Base
No Modesty
Panel**

**Partial
Wood Modesty
Panel**

**Full Wood
Modesty Panel**

*Based on a chair width of 25".

L" x D"	Sugg Seat Capacity*	Top Finish	Top Sections	Model Number	Duo Base	List Price	Model Number	List Price
192 x 120	14 - 16	Wood	8	24724/2	(8-22")	30,840	24784/2	39,330
192 x 120	14 - 16	P-Lam	8	24724/5	(8-22")	25,550	24784/5	34,055
216 x 132	16 - 20	Wood	8	24725/2	(8-24")	33,910	24785/2	43,625
216 x 132	16 - 20	P-Lam	8	24725/5	(8-24")	27,905	24785/5	37,610
240 x 144	18 - 22	Wood	8	24726/2	(8-26")	37,350	24786/2	48,260
240 x 144	18 - 22	P-Lam	8	24726/5	(8-26")	30,520	24786/5	41,450

Table tops are 32" deep.

Modesty panel options should be selected if tables are specified with Vox Forums.



Duo Base, no modesty panel, no Forum.



Duo Base, partial wood modesty panel.

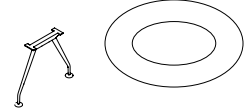


Duo Base, full wood modesty panel.

VOX® CONFERENCE TABLES

ARENA™ SHAPE (CLOSED)

TAPER BASE



Specify edge type, add the two letter code after the model number.



Facet Edge "FC"



Taper Edge "TE"



Flowform Edge "FF"
5% upcharge
laminated not available



Camber Edge "CE"
5% upcharge

Mirror-Polished



**Taper Base
Partial Wood
Modesty Panel**

*Based on a chair width of 25".

L" x D"	Sugg Seat Capacity*	Top Finish	Top Sections	Model Number	Taper Base	List Price
192 x 120	14 - 16	Wood	8	24734/2	(8-24")	50,940
192 x 120	14 - 16	P-Lam	8	24734/5	(8-24")	45,650
216 x 132	16 - 20	Wood	8	24735/2	(8-24")	54,075
216 x 132	16 - 20	P-Lam	8	24735/5	(8-24")	48,075
240 x 144	18 - 22	Wood	8	24736/2	(8-24")	59,150
240 x 144	18 - 22	P-Lam	8	24736/5	(8-24")	52,330

Metallic Silver Paint



**Taper Base
Partial Wood
Modesty Panel**

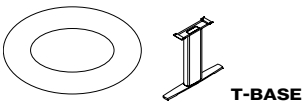
*Based on a chair width of 25".

L" x D"	Sugg Seat Capacity*	Top Finish	Top Sections	Model Number	Taper Base	List Price
192 x 120	14 - 16	Wood	8	24764/2	(8-24")	44,925
192 x 120	14 - 16	P-Lam	8	24764/5	(8-24")	39,640
216 x 132	16 - 20	Wood	8	24765/2	(8-24")	48,075
216 x 132	16 - 20	P-Lam	8	24765/5	(8-24")	42,050
240 x 144	18 - 22	Wood	8	24766/2	(8-24")	53,305
240 x 144	18 - 22	P-Lam	8	24766/5	(8-24")	46,490

Table tops are 32" deep.
Modesty panel options should be selected if tables are specified with Vox Forums.



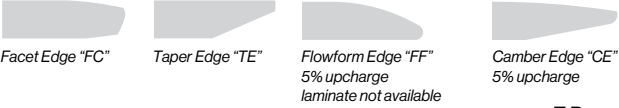
Taper Base, partial wood modesty panel.



VOX® CONFERENCE TABLES

ARENA™ SHAPE (CLOSED)

Specify edge type; add the two letter code after the model number.



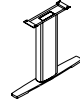
Facet Edge "FC"

Taper Edge "TE"

Flowform Edge "FF"
5% upcharge
laminare not available

Camber Edge "CE"
5% upcharge

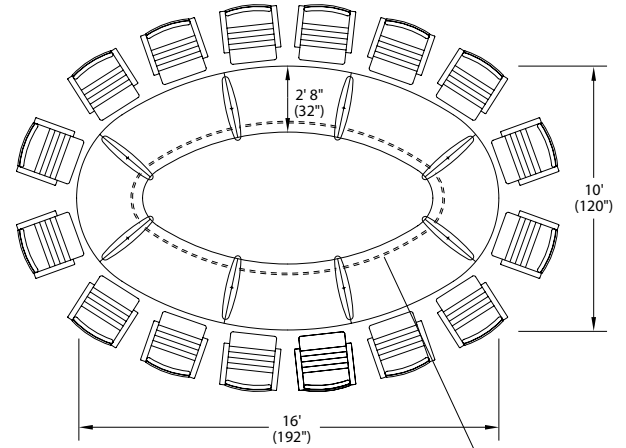
Mirror-Polished



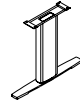
**T-Base
Partial Wood
Modesty Panel**

* Based on a chair width of 25".

L" x D"	Sugg Seat Capacity*	Top Finish	Top Sections	Model Number	T Base	List Price
192 x 120	14 - 16	Wood	8	24744/2	(8-24")	50,460
192 x 120	14 - 16	P-Lam	8	24744/5	(8-24")	45,160
216 x 132	16 - 20	Wood	8	24745/2	(8-24")	53,595
216 x 132	16 - 20	P-Lam	8	24745/5	(8-24")	47,590
240 x 144	18 - 22	Wood	8	24746/2	(8-24")	58,390
240 x 144	18 - 22	P-Lam	8	24746/5	(8-24")	51,575



Anodized Aluminum



**T-Base
Partial Wood
Modesty Panel**

* Based on a chair width of 25".

L" x D"	Sugg Seat Capacity*	Top Finish	Top Sections	Model Number	T Base	List Price
192 x 120	14 - 16	Wood	8	24774/2	(8-24")	44,330
192 x 120	14 - 16	P-Lam	8	24774/5	(8-24")	39,040
216 x 132	16 - 20	Wood	8	24775/2	(8-24")	47,465
216 x 132	16 - 20	P-Lam	8	24775/5	(8-24")	41,450
240 x 144	18 - 22	Wood	8	24776/2	(8-24")	52,385
240 x 144	18 - 22	P-Lam	8	24776/5	(8-24")	45,560

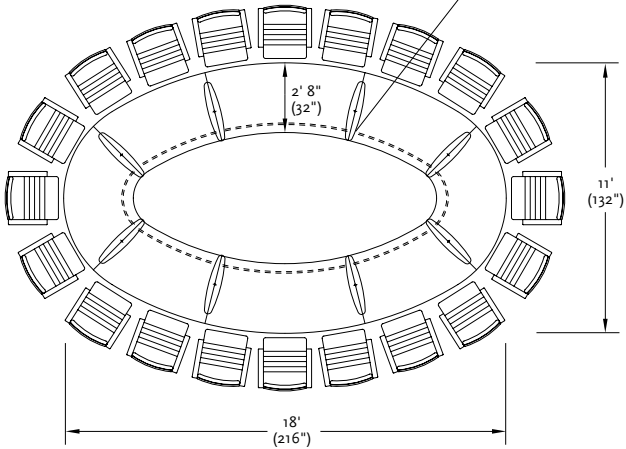
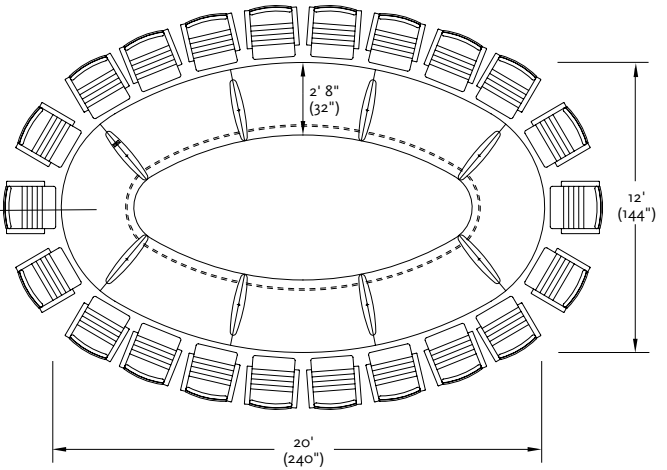


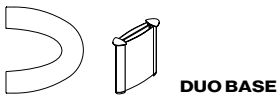
Table tops are 32" deep.
Modesty panel options should be selected when tables are specified with Vox Forums.

modesty panel



T-Base, partial wood modesty panel.

Note: Bases drawn represent all base styles.



Specify edge type; add the two letter code after the model number.



Facet Edge "FC"



Taper Edge "TE"



Flowform Edge "FF"
5% upcharge
laminates not available



Camber Edge "CE"
5% upcharge

Anodized Aluminum Base Ends



*Based on a chair width of 25".

L" x D"	Sugg Seat Capacity*	Top Finish	Top Sections	Duo Base No Modesty Panel			Partial Wood Modesty Panel		Full Wood Modesty Panel	
				Model Number	Duo Base	List Price	Model Number	List Price	Model Number	List Price
108 x 120	6 - 8	Wood	3	24721/2	(4-22")	19,655	24781/2	24,490	24791/2	27,750
108 x 120	6 - 8	P-Lam	3	24721/5	(4-22")	16,645	24781/5	21,495	24791/5	24,745
116 x 132	7 - 9	Wood	3	24722/2	(4-24")	21,995	24782/2	27,445	24792/2	31,090
116 x 132	7 - 9	P-Lam	3	24722/5	(4-24")	18,460	24782/5	23,935	24792/5	27,560
132 x 144	9 - 11	Wood	3	24723/2	(4-26")	25,020	24783/2	31,705	24793/2	36,155
132 x 144	9 - 11	P-Lam	3	24723/5	(4-26")	20,790	24783/5	27,460	24793/5	31,915

Table tops are 32" deep.

Modesty panel options should be selected if tables are specified with Vox Forums.



Duo Base, no modesty panel, no Forum.



Duo Base, partial wood modesty panel.

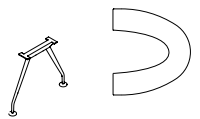


Duo Base, full wood modesty panel.

VOX® CONFERENCE TABLES

ARENA™ SHAPE (OPEN)

TAPER BASE



Specify edge type, add the two letter code after the model number.



Facet Edge "FC"



Taper Edge "TE"



Flowform Edge "FF"
5% upcharge
laminates not available



Camber Edge "CE"
5% upcharge

Mirror-Polished



Taper Base
Partial Wood
Modesty Panel

*Based on a chair width of 25".

L" x D"	Sugg Seat Capacity*	Top Finish	Top Sections	Model Number	Taper Base	List Price
108 x 120	6-8	Wood	3	24731/2	(4-24")	27,460
108 x 120	6-8	P-Lam	3	24731/5	(4-24")	24,465
116 x 132	7-9	Wood	3	24732/2	(4-24")	30,405
116 x 132	7-9	P-Lam	3	24732/5	(4-24")	26,900
132 x 144	9-11	Wood	3	24733/2	(4-24")	34,765
132 x 144	9-11	P-Lam	3	24733/5	(4-24")	30,525

Metallic Silver Paint



Taper Base
Partial Wood
Modesty Panel

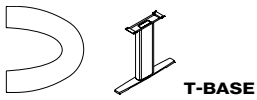
*Based on a chair width of 25".

L" x D"	Sugg Seat Capacity*	Top Finish	Top Sections	Model Number	Taper Base	List Price
108 x 120	6-8	Wood	3	24761/2	(4-24")	24,465
108 x 120	6-8	P-Lam	3	24761/5	(4-24")	21,440
116 x 132	7-9	Wood	3	24762/2	(4-24")	27,385
116 x 132	7-9	P-Lam	3	24762/5	(4-24")	23,870
132 x 144	9-11	Wood	3	24763/2	(4-24")	31,830
132 x 144	9-11	P-Lam	3	24763/5	(4-24")	27,610

Table tops are 32" deep.
Modesty panel options should be selected if tables are specified with Vox Forums.



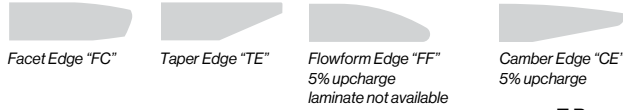
Taper Base, partial wood modesty panel.



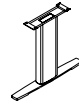
VOX® CONFERENCE TABLES

ARENA™ SHAPE (OPEN)

Specify edge type; add the two letter code after the model number.



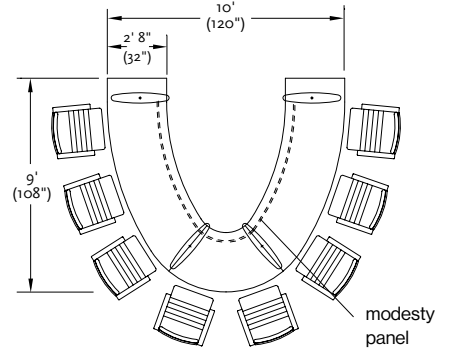
Mirror-Polished



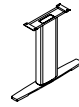
**T-Base
Partial Wood
Modesty Panel**

*Based on a chair width of 25".

L" x D"	Sugg Seat Capacity*	Top Finish	Top Sections	Model Number	T Base	List Price
108 x 120	6 - 8	Wood	3	24741/2	(4-24")	27,205
108 x 120	6 - 8	P-Lam	3	24741/5	(4-24")	24,215
116 x 132	7 - 9	Wood	3	24742/2	(4-24")	30,145
116 x 132	7 - 9	P-Lam	3	24742/5	(4-24")	26,630
132 x 144	9 - 11	Wood	3	24743/2	(4-24")	34,390
132 x 144	9 - 11	P-Lam	3	24743/5	(4-24")	30,145



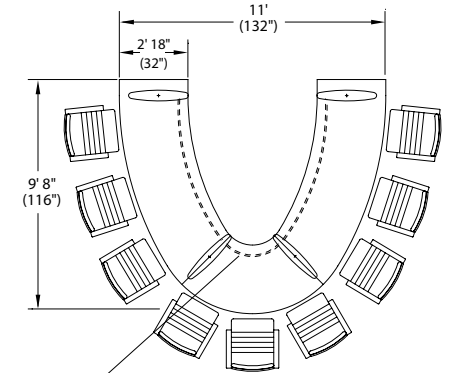
Anodized Aluminum



**T-Base
Partial Wood
Modesty Panel**

*Based on a chair width of 25".

L" x D"	Sugg Seat Capacity*	Top Finish	Top Sections	Model Number	T Base	List Price
108 x 120	6 - 8	Wood	3	24771/2	(4-24")	24,140
108 x 120	6 - 8	P-Lam	3	24771/5	(4-24")	21,155
116 x 132	7 - 9	Wood	3	24772/2	(4-24")	27,095
116 x 132	7 - 9	P-Lam	3	24772/5	(4-24")	23,560
132 x 144	9 - 11	Wood	3	24773/2	(4-24")	31,375
132 x 144	9 - 11	P-Lam	3	24773/5	(4-24")	27,160



modesty panel

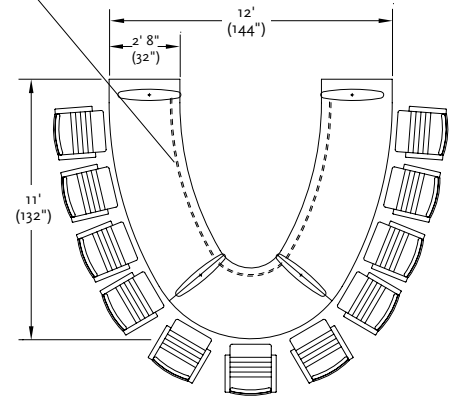


Table tops are 32" deep.
Modesty panel options should be selected if tables are specified with Vox Forums.



T-Base, partial wood modesty panel.

Note: Bases drawn represent all base styles.

Specify edge type; add the two letter code after the model number.



Facet Edge "FC"



Taper Edge "TE"



Flowform Edge "FF"
5% upcharge
laminates not available



Camber Edge "CE"
5% upcharge

Anodized Aluminum Base Ends



*Based on a chair width of 25".

L" x D"	Sugg Seat Capacity*	Top Finish	Top Sections	Duo Base No Modesty Panel			Partial Wood Modesty Panel		Full Wood Modesty Panel	
				Model Number	Duo Base	List Price	Model Number	List Price	Model Number	List Price
108 x 120	6 - 8	Wood	5	28301/2	(6-22")	21,055	28304/2	25,955	28307/2	29,380
108 x 120	6 - 8	P-Lam	5	28301/5	(6-22")	18,160	28304/5	23,035	28307/5	26,590
116 x 132	7 - 9	Wood	5	28302/2	(6-22")	23,285	28305/2	28,815	28308/2	32,660
116 x 132	7 - 9	P-Lam	5	28302/5	(6-22")	19,905	28305/5	25,385	28308/5	29,200
132 x 144	9 - 11	Wood	5	28303/2	(6-22")	26,205	28306/2	32,920	28309/2	37,610
132 x 144	9 - 11	P-Lam	5	28303/5	(6-22")	22,140	28306/5	28,830	28309/5	33,465

Table tops are 32" deep.

Modesty panel options should be selected if tables are specified with Vox Forums.



Duo Base, no modesty panel, no Forum.



Duo Base, partial wood modesty panel



Duo Base, full wood modesty panel.

VOX® CONFERENCE TABLES

RACETRACK (OPEN)



Specify edge type, add the two letter code after the model number.



Facet Edge "FC"



Taper Edge "TE"



Flowform Edge "FF"
5% upcharge
laminate not available



Camber Edge "CE"
5% upcharge

Mirror-Polished

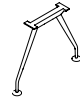


Taper Base
Partial Wood
Modesty Panel

*Based on a chair width of 25".

L" x D"	Sugg Seat Capacity*	Top Finish	Top Sections	Model Number	Taper Base	List Price
108 x 120	6-8	Wood	5	28311/2	(6-24")	30,085
108 x 120	6-8	P-Lam	5	28311/5	(6-24")	27,165
116 x 132	7-9	Wood	5	28312/2	(6-24")	32,930
116 x 132	7-9	P-Lam	5	28312/5	(6-24")	29,515
132 x 144	9-11	Wood	5	28313/2	(6-24")	37,180
132 x 144	9-11	P-Lam	5	28313/5	(6-24")	33,060

Metallic Silver Paint



Taper Base
Partial Wood
Modesty Panel

*Based on a chair width of 25".

L" x D"	Sugg Seat Capacity*	Top Finish	Top Sections	Model Number	Taper Base	List Price
108 x 120	6-8	Wood	5	28314/2	(6-24")	29,100
108 x 120	6-8	P-Lam	5	28314/5	(6-24")	26,185
116 x 132	7-9	Wood	5	28315/2	(6-24")	31,960
116 x 132	7-9	P-Lam	5	28315/5	(6-24")	28,540
132 x 144	9-11	Wood	5	28316/2	(6-24")	36,275
132 x 144	9-11	P-Lam	5	28316/5	(6-24")	32,155

Table tops are 32" deep.
Modesty panel options should be selected if tables are specified with Vox Forums.



Taper Base, partial wood modesty panel.

Specify edge type; add the two letter code after the model number.



Facet Edge "FC"



Taper Edge "TE"

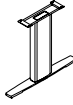


Flowform Edge "FF"
5% upcharge
laminite not available



Camber Edge "CE"
5% upcharge

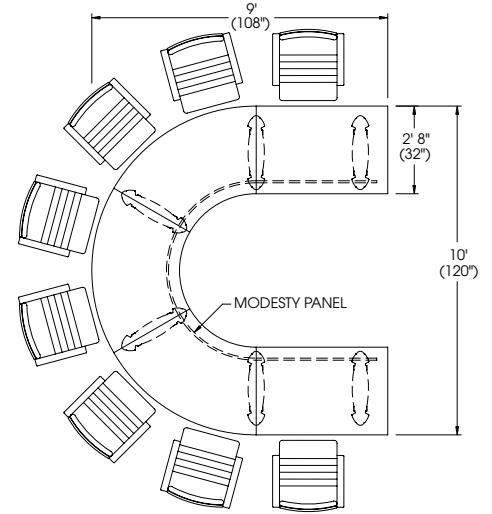
Mirror-Polished



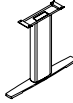
**T-Base
Partial Wood
Modesty Panel**

*Based on a chair width of 25".

L" x D"	Sugg Seat Capacity*	Top Finish	Top Sections	Model Number	T Base	List Price
108 x 120	6-8	Wood	5	28321/2	(6-24")	29,710
108 x 120	6-8	P-Lam	5	28321/5	(6-24")	26,795
116 x 132	7-9	Wood	5	28322/2	(6-24")	32,570
116 x 132	7-9	P-Lam	5	28322/5	(6-24")	29,150
132 x 144	9-11	Wood	5	28323/2	(6-24")	36,670
132 x 144	9-11	P-Lam	5	28323/5	(6-24")	32,570



Anodized Aluminum



**T-Base
Partial Wood
Modesty Panel**

*Based on a chair width of 25".

L" x D"	Sugg Seat Capacity*	Top Finish	Top Sections	Model Number	T Base	List Price
108 x 120	6-8	Wood	5	28324/2	(6-24")	25,210
108 x 120	6-8	P-Lam	5	28324/5	(6-24")	22,290
116 x 132	7-9	Wood	5	28325/2	(6-24")	28,060
116 x 132	7-9	P-Lam	5	28325/5	(6-24")	24,645
132 x 144	9-11	Wood	5	28326/2	(6-24")	32,220
132 x 144	9-11	P-Lam	5	28326/5	(6-24")	28,125

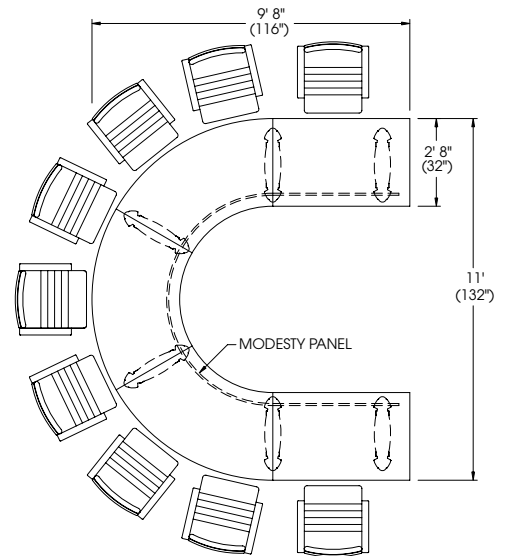
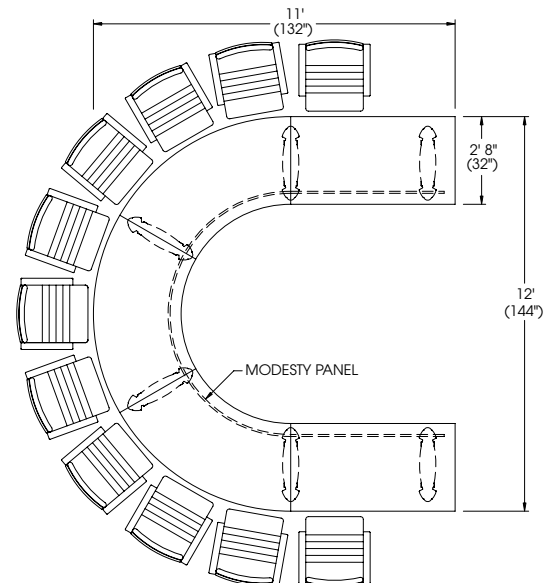


Table tops are 32" deep.

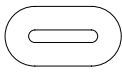
Modesty panel options should be selected when tables are specified with Vox Forums.



T-Base, partial wood modesty panel.



Note: Bases drawn in plan view above represent all base styles.



DUO BASE

VOX® CONFERENCE TABLES

RACETRACK (CLOSED)

Specify edge type; add the two letter code after the model number.



Facet Edge "FC"



Taper Edge "TE"



Flowform Edge "FF"
5% upcharge
laminates not available



Camber Edge "CE"
5% upcharge

Anodized Aluminum Base Ends



*Based on a chair width of 25".

L" x D"	Sugg Seat Capacity*	Top Finish	Top Sections	Duo Base No Modesty Panel			Partial Wood Modesty Panel		Full Wood Modesty Panel	
				Model Number	Duo Base	List Price	Model Number	List Price	Model Number	List Price
192 x 120	6 - 8	Wood	8	28331/2	(8-22")	30,525	28334/2	38,935	28337/2	44,545
192 x 120	6 - 8	P-Lam	8	28331/5	(8-22")	25,295	28334/5	34,385	28337/5	39,320
216 x 132	7 - 9	Wood	8	28332/2	(8-22")	33,565	28335/2	43,190	28338/2	49,600
216 x 132	7 - 9	P-Lam	8	28332/5	(8-22")	27,620	28335/5	37,225	28338/5	43,640
240 x 144	9 - 11	Wood	8	28333/2	(8-22")	36,970	28336/2	47,775	28339/2	58,990
240 x 144	9 - 11	P-Lam	8	28333/5	(8-22")	30,220	28336/5	41,045	28339/5	52,255

Table tops are 32" deep.

Modesty panel options should be selected if tables are specified with Vox Forums.



Duo Base, no modesty panel, no Forum.



Duo Base, partial wood modesty panel



Duo Base, full wood modesty panel.

VOX® CONFERENCE TABLES

RACETRACK (CLOSED)



Specify edge type; add the two letter code after the model number.



Facet Edge "FC"



Taper Edge "TE"



Flowform Edge "FF"
5% upcharge
laminated not available



Camber Edge "CE"
5% upcharge

Mirror-Polished



Taper Base
Partial Wood
Modesty Panel

*Based on a chair width of 25".

L" x D"	Sugg Seat Capacity*	Top Finish	Top Sections	Model Number	Taper Base	List Price
192 x 120	6-8	Wood	8	28341/2	(8-24")	50,420
192 x 120	6-8	P-Lam	8	28341/5	(8-24")	45,195
216 x 132	7-9	Wood	8	28342/2	(8-24")	53,535
216 x 132	7-9	P-Lam	8	28342/5	(8-24")	47,595
240 x 144	9-11	Wood	8	28343/2	(8-24")	58,560
240 x 144	9-11	P-Lam	8	28343/5	(8-24")	51,825

Metallic Silver Paint



Taper Base
Partial Wood
Modesty Panel

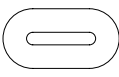
*Based on a chair width of 25".

L" x D"	Sugg Seat Capacity*	Top Finish	Top Sections	Model Number	Taper Base	List Price
192 x 120	6-8	Wood	8	28344/2	(8-24")	44,470
192 x 120	6-8	P-Lam	8	28344/5	(8-24")	39,240
216 x 132	7-9	Wood	8	28345/2	(8-24")	47,605
216 x 132	7-9	P-Lam	8	28345/5	(8-24")	41,635
240 x 144	9-11	Wood	8	28346/2	(8-24")	52,780
240 x 144	9-11	P-Lam	8	28346/5	(8-24")	46,035

Table tops are 32" deep.
Modesty panel options should be selected if tables are specified with Vox Forums.



Taper Base, partial wood modesty panel.



T-BASE

VOX® CONFERENCE TABLES

RACETRACK (CLOSED)

Specify edge type; add the two letter code after the model number.



Facet Edge "FC"



Taper Edge "TE"

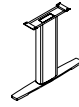


Flowform Edge "FF"
5% upcharge
laminite not available



Camber Edge "CE"
5% upcharge

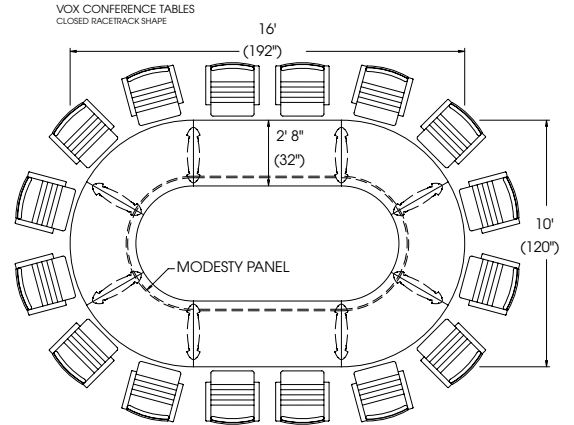
Mirror-Polished



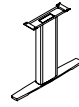
**T-Base
Partial Wood
Modesty Panel**

*Based on a chair width of 25".

L" x D"	Sugg Seat Capacity*	Top Finish	Top Sections	Model Number	T Base	List Price
192 x 120	6 - 8	Wood	8	28351/2	(8-24")	49,945
192 x 120	6 - 8	P-Lam	8	28351/5	(8-24")	44,715
216 x 132	7 - 9	Wood	8	28352/2	(8-24")	53,045
216 x 132	7 - 9	P-Lam	8	28352/5	(8-24")	47,105
240 x 144	9 - 11	Wood	8	28353/2	(8-24")	57,805
240 x 144	9 - 11	P-Lam	8	28353/5	(8-24")	51,070



Anodized Aluminum



**T-Base
Partial Wood
Modesty Panel**

*Based on a chair width of 25".

L" x D"	Sugg Seat Capacity*	Top Finish	Top Sections	Model Number	T Base	List Price
192 x 120	6 - 8	Wood	8	28354/2	(8-24")	43,875
192 x 120	6 - 8	P-Lam	8	28354/5	(8-24")	38,650
216 x 132	7 - 9	Wood	8	28355/2	(8-24")	46,990
216 x 132	7 - 9	P-Lam	8	28355/5	(8-24")	41,045
240 x 144	9 - 11	Wood	8	28356/2	(8-24")	51,850
240 x 144	9 - 11	P-Lam	8	28356/5	(8-24")	45,110

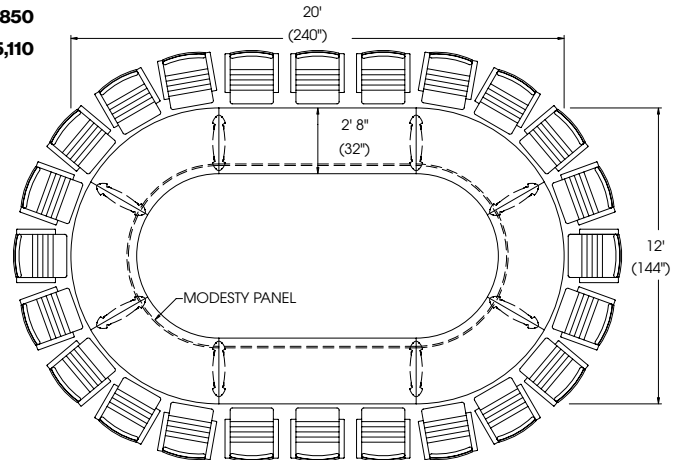
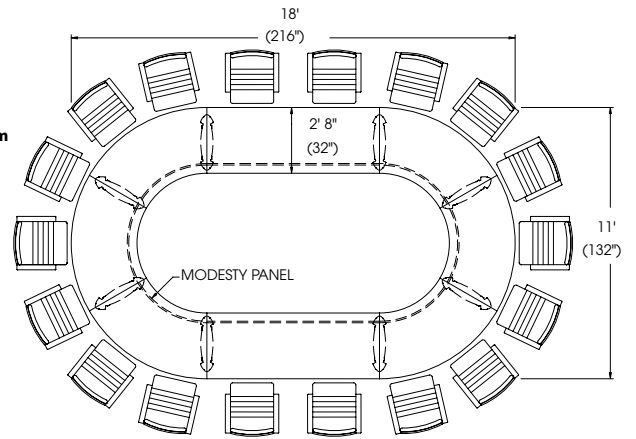


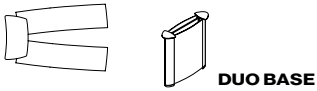
Table tops are 32" deep.

Modesty panel options should be selected if tables are specified with Vox Forums.

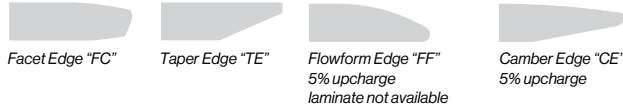
Note: Bases drawn in plan view above represent all base styles.



T-Base, partial wood modesty panel.



Specify edge type; add the two letter code after the model number.



Anodized Aluminum Base Ends



*Based on a chair width of 25".

L" x D"	Sugg Seat Capacity*	Top Finish	Top Sections	Duo Base No Modesty Panel			Partial Wood Modesty Panel		Full Wood Modesty Panel	
				Model Number	Duo Base	List Price	Model Number	List Price	Model Number	List Price
108 x 120	6 - 8	Wood	3	28361/2	(4-22")	17,870	28364/2	19,970	28367/2	22,270
108 x 120	6 - 8	P-Lam	3	28361/5	(4-22")	15,530	28364/5	17,650	28367/5	19,960
116 x 132	7 - 9	Wood	5	28362/2	(4-22")	20,665	28365/2	23,235	28368/2	26,010
116 x 132	7 - 9	P-Lam	5	28362/5	(4-22")	17,990	28365/5	20,555	28368/5	23,330
132 x 144	9 - 11	Wood	5	28363/2	(4-22")	23,480	28366/2	26,420	28369/2	29,615
132 x 144	9 - 11	P-Lam	5	28363/5	(4-22")	20,445	28366/5	23,375	28369/5	26,565

Table tops are 32" deep.
Modesty panel options should be selected if tables are specified with Vox Forums.

Description

The combination of height-adjustable project table and independent wing elements provides a highly flexible conferencing solution.

The project table (56"L x 30"D x 26 1/2" - 44"H) provides users with the option of addressing or presenting to the meeting while seated or standing.

By rotating the individual exterior wing elements, the layout of the meeting can be completely altered to suit the intent.

The optional aluminum pencil stop adds a subtle detail along the length of the wing elements.



Duo Base, no modesty panel, no Forum.



Duo Base, partial wood modesty panel

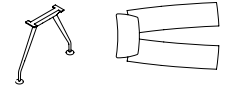


Duo Base, full wood modesty panel.

VOX® CONFERENCE TABLES

VISTA SHAPE (ADJUSTABLE)

TAPER BASE



Specify edge type, add the two letter code after the model number.



Facet Edge "FC"



Taper Edge "TE"



Flowform Edge "FF"
5% upcharge
laminates not available



Camber Edge "CE"
5% upcharge

Mirror-Polished



**Taper Base
Partial Wood
Modesty Panel**

*Based on a chair width of 25".

L" x D"	Sugg Seat Capacity*	Top Finish	Top Sections	Model Number	Taper Base	List Price
108 x 120	6-8	Wood	3	28371/2	(4-24")	22,160
108 x 120	6-8	P-Lam	3	28371/5	(4-24")	19,555
116 x 132	7-9	Wood	5	28372/2	(4-24")	23,370
116 x 132	7-9	P-Lam	5	28372/5	(4-24")	22,455
132 x 144	9-11	Wood	5	28373/2	(4-24")	28,625
132 x 144	9-11	P-Lam	5	28373/5	(4-24")	25,295

Description

The combination of height-adjustable project table and independent wing elements provides a highly flexible conferencing solution.

The project table (56"L x 30"D x 26 1/2" - 44"H) provides users with the option of addressing or presenting to the meeting while seated or standing.

By rotating the individual exterior wing elements, the layout of the meeting can be completely altered to suit the intent.

The optional aluminum pencil stop adds a subtle detail along the length of the wing elements. Partial wood modesty panels are standard.

Metallic Silver Paint



**Taper Base
Partial Wood
Modesty Panel**

*Based on a chair width of 25".

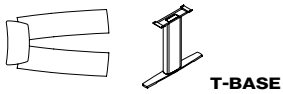
L" x D"	Sugg Seat Capacity*	Top Finish	Top Sections	Model Number	Taper Base	List Price
108 x 120	6-8	Wood	3	28374/2	(4-24")	19,830
108 x 120	6-8	P-Lam	3	28374/5	(4-24")	17,530
116 x 132	7-9	Wood	5	28375/2	(4-24")	23,040
116 x 132	7-9	P-Lam	5	28375/5	(4-24")	20,385
132 x 144	9-11	Wood	5	28376/2	(4-24")	26,170
132 x 144	9-11	P-Lam	5	28376/5	(4-24")	23,145

Table tops are 32" deep.

Modesty panel options should be selected if tables are specified with Vox Forums.



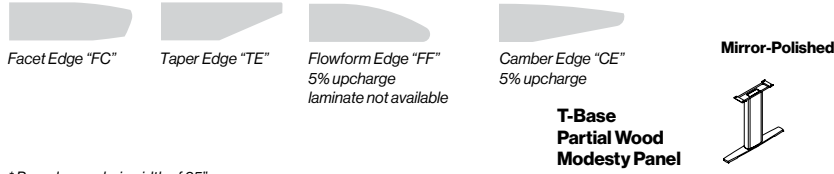
Taper Base, partial wood modesty panel.



VOX® CONFERENCE TABLES

VISTA SHAPE (ADJUSTABLE)

Specify edge type; add the two letter code after the model number.



*Based on a chair width of 25".

L" x D"	Sugg Seat Capacity*	Top Finish	Top Sections	Model Number	T Base	List Price
108 x 120	6-8	Wood	3	28381/2	(4-24")	21,860
108 x 120	6-8	P-Lam	3	28381/5	(4-24")	19,300
116 x 132	7-9	Wood	5	28382/2	(4-24")	25,120
116 x 132	7-9	P-Lam	5	28382/5	(4-24")	22,210
132 x 144	9-11	Wood	5	28383/2	(4-24")	28,365
132 x 144	9-11	P-Lam	5	28383/5	(4-24")	25,050

Description

The combination of height-adjustable project table and independent wing elements provides a highly flexible conferencing solution.

The project table (56"L x 30"D x 26 1/2" - 44"H) provides users with the option of addressing or presenting to the meeting while seated or standing.

By rotating the individual exterior wing elements, the layout of the meeting can be completely altered to suit the intent.

The optional aluminum pencil stop adds a subtle detail along the length of the wing elements. Partial wood modesty panels are standard.

T-bases are equipped with removable panels to facilitate wiring from the floor to Vox Forum options.

*Based on a chair width of 25".

L" x D"	Sugg Seat Capacity*	Top Finish	Top Sections	Model Number	T Base	List Price
108 x 120	6-8	Wood	3	28384/2	(4-24")	19,445
108 x 120	6-8	P-Lam	3	28384/5	(4-24")	17,190
116 x 132	7-9	Wood	5	28385/2	(4-24")	22,745
116 x 132	7-9	P-Lam	5	28385/5	(4-24")	20,140
132 x 144	9-11	Wood	5	28386/2	(4-24")	25,970
132 x 144	9-11	P-Lam	5	28386/5	(4-24")	22,585

Table tops are 32" deep.

Modesty panel options should be selected if tables are specified with Vox Forums.



T-Base, partial wood modesty panel.



Taper Edge "TE"	Top Finish	Model Number	W" x D" x H"	List Price	Product Description
FORMA SHAPE TABLE					
		Pneumatic Height Adjustment			
	Wood	70395/2	56" x 30" x 26 ¹ / ₂ "-44"	3,605	Vox project tables were designed with a single column leg that maximizes usable space under the top.
	P-Lam	70395/5	56" x 30" x 26 ¹ / ₂ "-44"	3,395	Project tables are available in all standard wood veneers and finishes (page 10) as well as a range of wood grain and colored plastic laminates (pages 11 & 12). Optional metal finishes for both the base and column leg are found on page 13.
		Fixed Height			
	Wood	70397/2	56" x 30" x 29"	2,430	Two options are available for the column leg on Project tables:
	P-Lam	70397/5	56" x 30" x 29"	2,220	1. Pneumatically adjusted with a small lever under the center of the worktop with a range in height from 26 ¹ / ₄ " to 44". Static load capacity for pneumatic height adjustment is 100lbs without compression. 2. Fixed with a finished height of 29".
ELLIPSE SHAPE TABLE					
		Pneumatic Height Adjustment			
	Wood	70302/2	56" x 30" x 26 ¹ / ₂ "-44"	3,695	
	P-Lam	70302/5	56" x 30" x 26 ¹ / ₂ "-44"	3,455	
		Fixed Height			
	Wood	70310/2	56" x 30" x 29"	2,510	
	P-Lam	70310/5	56" x 30" x 29"	2,275	
RECTANGULAR SHAPE TABLE					
		Pneumatic Height Adjustment			
	Wood	70303/2	56" x 30" x 26 ¹ / ₂ "-44"	3,535	
	P-Lam	70303/5	56" x 30" x 26 ¹ / ₂ "-44"	3,310	
		Fixed Height			
	Wood	70312/2	56" x 30" x 29"	2,360	
	P-Lam	70312/5	56" x 30" x 29"	2,135	
OVAL SHAPE TABLE					
		Pneumatic Height Adjustment			
	Wood	70304/2	56" x 30" x 26 ¹ / ₂ "-44"	3,695	
	P-Lam	70304/5	56" x 30" x 26 ¹ / ₂ "-44"	3,455	
		Fixed Height			
	Wood	70314/2	56" x 30" x 29"	2,510	
	P-Lam	70314/5	56" x 30" x 29"	2,275	



	Top Finish	Model Number	W" x D" x H"	List Price	Product Description
--	------------	--------------	--------------	------------	---------------------

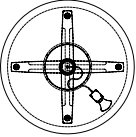
ROUND SHAPE TABLE



Pneumatic Height Adjustment				
Wood	70305/2	38" Dia.	26 1/2"-44"	3665
P-Lam	70305/5	38" Dia.	26 1/2"-44"	3,485
Wood	70306/2	42" Dia.	26 1/2"-44"	3,795
P-Lam	70306/5	42" Dia.	26 1/2"-44"	3,550
Wood	71003/2	48" Dia.	26 1/2"-44"	3,985
P-Lam	71003/5	48" Dia.	26 1/2"-44"	3,725

Vox project tables were designed with a single column leg that maximizes usable space under the top.

Project tables are available in all standard wood veneers and finishes (page 10) as well as a range of wood grain and colored plastic laminates (pages 11 & 12). Optional metal finishes for both the base and column leg are found on page 13.



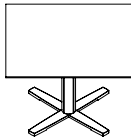
Fixed Height				
Wood	70317/2	38" Dia.	29"	2,420
P-Lam	70317/5	38" Dia.	29"	2,245
Wood	70318/2	42" Dia.	29"	2,540
P-Lam	70318/5	42" Dia.	29"	2,285
Wood	71009/2	48" Dia.	29"	2,675
P-Lam	71009/5	48" Dia.	29"	2,415

Two options are available for the column leg on Project tables:

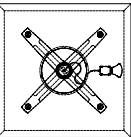
1. Pneumatically adjusted with a small lever under the center of the worktop with a range in height from 26 1/4" to 44". Static load capacity for pneumatic height adjustment is 100lbs without compression.
2. Fixed with a finished height of 29".

Adjustable height Project tables offer space benefits as they can be positioned above or below adjacent work surfaces, are moveable and offer the possibility for sit/stand working positions.

SQUARE SHAPE TABLE

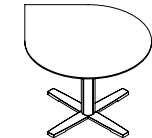


Pneumatic Height Adjustment				
Wood	71011/2	38" x 38"	26 1/2"-44"	3,605
P-Lam	71011/5	38" x 38"	26 1/2"-44"	3,415
Wood	71012/2	42" x 42"	26 1/2"-44"	3,725
P-Lam	71012/5	42" x 42"	26 1/2"-44"	3,480
Wood	71013/2	48" x 48"	26 1/2"-44"	3,910
P-Lam	71013/5	48" x 48"	26 1/2"-44"	3,655

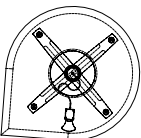


Fixed Height				
Wood	71017/2	38" x 38"	29"	2,360
P-Lam	71017/5	38" x 38"	29"	2,190
Wood	71018/2	42" x 42"	29"	2,500
P-Lam	71018/5	42" x 42"	29"	2,250
Wood	71019/2	48" x 48"	29"	2,615
P-Lam	71019/5	48" x 48"	29"	2,355

TEARDROP SHAPE TABLE



Pneumatic Height Adjustment				
Wood	71021/2	38" x 38"	26 1/2"-44"	3,745
P-Lam	71021/5	38" x 38"	26 1/2"-44"	3,555
Wood	71022/2	42" x 42"	26 1/2"-44"	3,870
P-Lam	71022/5	42" x 42"	26 1/2"-44"	3,625
Wood	71023/2	48" x 48"	26 1/2"-44"	4,060
P-Lam	71023/5	48" x 48"	26 1/2"-44"	3,805



Fixed Height				
Wood	71027/2	38" x 38"	29"	2,460
P-Lam	71027/5	38" x 38"	29"	2,280
Wood	71028/2	42" x 42"	29"	2,595
P-Lam	71028/5	42" x 42"	29"	2,340
Wood	71029/2	48" x 48"	29"	2,730
P-Lam	71029/5	48" x 48"	29"	2,455





VOX® GLASS CONFERENCE TABLES



Mirror-Polished

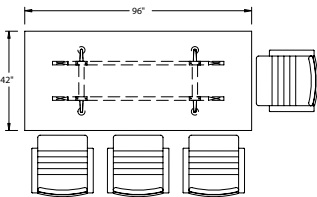
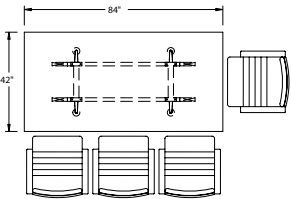
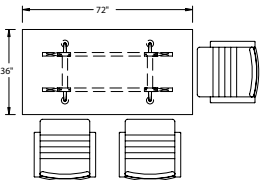


Metallic Silver Paint



*Based on a chair width of 25".

L" x D"	Sugg Seat Capacity*	Top Finish	Top Sections	Model Number	Taper Base	List Price	Model Number	Taper Base	List Price
72 x 36	4 - 6	Glass	1	52052	(2-24")	9,815	52068	(2-24")	8,260
84 x 42	6 - 8	Glass	1	52053	(2-26")	11,530	52069	(2-26")	9,980
96 x 42	6 - 8	Glass	1	52054	(2-26")	12,420	52070	(2-26")	10,855



The Vox® Glass Conference Table combines superb connectivity with light looking aesthetics. All connectivity is elegantly revealed. The design is appealing from every angle.

Three main elements of the glass-topped tables are clearly visible:

1. The Vox Forum® (connectivity module) is embedded in the table top for easy plug in.
2. The support rail that runs beneath the glass top provides structural support, serves as a wire-routing system, and is a continuous attachment point for clip-on wire managers.
3. The slim, graceful Taper™ base complements and completes the elegant design.

Available with or without Vox Forums® these glass conference tables create a dramatic centerpiece for any boardroom.

Wire Management Details:

Users have a clear view of the physical connection of their equipment to the cable-channelling conduit. The conduit makes its way to the floor like an umbilical cord, providing a flow of information between the conference room and the outside world. Wiring runs from the floor monument to the table's underside via an Expandable Cable Conduit or a Linked Cable Conduit. Either style of conduit eliminates the need for wire concealment in the base allowing the table's legs to assume a slender profile. Refer to page 251 for Cable Conduit details and list prices.

Vox Forum® Details:

Vox® Glass Tables are available with M-series Forums, which have 3 pre-wired modular plates that can be replaced should the client's power/data requirements change at a later date. Forum details and plate options are described on pages 205-213, and can be viewed on the Vox Forum Configurator on our website: www.nienkamper.com

Each M Forum on Vox Glass Tables requires and includes a 6" collar - Trim Kit Model # TKM. Add \$680 to table price, for each Forum collar.

Vox Forums® and collars are available in 5 anodized aluminum finishes. Refer to page 13 for finish options.

Glass Top Details:

Rectangular shaped glass tops are available in three sizes only, as listed above. The clear glass is 1/2" thick and tempered. All glass tops are manufactured with a polished edge.

Table Base Details:

Taper™ bases are made of cast aluminum and available in a Mirror-Polished or Silver Metallic Paint finish.