

# VOX® CONFERENCE TABLES - RECTANGLE SHAPE



6" ACCESS BASE



Specify edge type; add the two letter code after the model number.



Facet Edge "FC"



Taper Edge "TE"

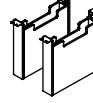


Flowform Edge "FF"  
5% upcharge  
laminite not available

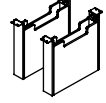


Camber Edge "CE"  
5% upcharge

No Trim



With Anodized Aluminum Trim

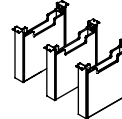


\*Based on a chair width of 25".

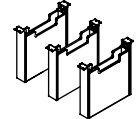
L"	x	D"	Sugg Seat Capacity	Top Finish	Top Sections	Model Number	Base Size"	2 Access Bases List Price	Model Number	Base Size"	2 Access Bases List Price
72	36	4-6		Wood	1	60011/2	2-19	5,540	60012/2	2-19	5,640
72	36	4-6		P-Lam	1	60011/5	2-19	4,840	60012/5	2-19	4,945
78	38	4-6		Wood	1	60021/2	2-19	5,950	60022/2	2-19	6,065
78	38	4-6		P-Lam	1	60021/5	2-19	5,150	60022/5	2-19	5,255
84	38	6-8		Wood	1	60031/2	2-19	6,190	60032/2	2-19	6,300
84	38	6-8		P-Lam	1	60031/5	2-19	5,335	60032/5	2-19	5,435
84	42	6-8		Wood	1	60041/2	2-19	6,555	60042/2	2-19	6,660
84	42	6-8		P-Lam	1	60041/5	2-19	5,615	60042/5	2-19	5,730
96	42	6-8		Wood	1	60051/2	2-19	7,130	60052/2	2-19	7,235
96	42	6-8		P-Lam	1	60051/5	2-19	6,050	60052/5	2-19	6,150
96	48	6-8		Wood	1	60061/2	2-24	7,765	60062/2	2-24	7,875
96	48	6-8		P-Lam	1	60061/5	2-24	6,555	60062/5	2-24	6,660
108	42	8-10		Wood	1	60071/2	2-19	7,690	60072/2	2-19	7,800
108	42	8-10		P-Lam	1	60071/5	2-19	6,460	60072/5	2-19	6,575
108	48	8-10		Wood	1	60081/2	2-24	8,405	60082/2	2-24	8,515
108	48	8-10		P-Lam	1	60081/5	2-24	7,030	60082/5	2-24	7,145
120	42	8-10		Wood	2	60091/2	2-19	8,985	60092/2	2-19	9,090
120	42	8-10		P-Lam	2	60091/5	2-19	7,635	60092/5	2-19	7,745
120	48	8-10		Wood	2	60101/2	2-24	9,770	60102/2	2-24	9,880
120	48	8-10		P-Lam	2	60101/5	2-24	8,250	60102/5	2-24	8,355
120	54	8-10		Wood	2	60111/2	2-24	10,835	60112/2	2-24	10,940
132	48	8-10		Wood	2	60121/2	2-24	10,660	60122/2	2-24	10,765
132	54	8-10		Wood	2	60131/2	2-24	11,730	60132/2	2-24	11,830

These models are constructed without support rails - bases are attached directly to tops.

No Trim



With Anodized Aluminum Trim



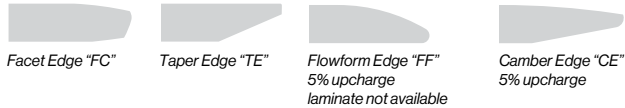
\*Based on a chair width of 25".

L"	x	D"	Sugg Seat Capacity	Top Finish	Top Sections	Model Number	Base Size"	3 Access Bases List Price	Model Number	Base Size"	3 Access Bases List Price
144	48	10-12		Wood	2	60141/2	3-24	12,490	60142/2	3-24	12,605
144	54	10-12		Wood	2	60151/2	3-24	13,535	60152/2	3-24	13,645
144	60	10-12		Wood	2	60161/2	3-28	14,555	60162/2	3-28	14,665
156	48	10-12		Wood	2	60171/2	3-24	13,345	60172/2	3-24	13,455
156	54	12-14		Wood	2	60181/2	3-24	14,510	60182/2	3-24	14,620
156	60	12-14		Wood	2	60191/2	3-28	15,645	60192/2	3-28	15,755
156	66	12-14		Wood	3	60201/2	3-32	16,885	60202/2	3-32	16,995
168	48	12-14		Wood	2	60211/2	3-24	14,880	60212/2	3-24	14,990
168	54	12-14		Wood	2	60221/2	3-24	16,150	60222/2	3-24	16,255
168	60	12-14		Wood	2	60231/2	3-28	17,405	60232/2	3-28	17,520
168	66	12-14		Wood	3	60241/2	3-32	18,755	60242/2	3-32	18,860

# VOX® CONFERENCE TABLES - RECTANGLE SHAPE



Specify edge type; add the two letter code after the model number.




Facet Edge "FC"

Taper Edge "TE"

Flowform Edge "FF"  
5% upcharge  
laminate not available

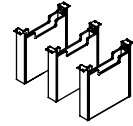
Camber Edge "CE"  
5% upcharge

\*Based on a chair width of 25".

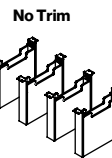


No Trim

With Anodized Aluminum Trim

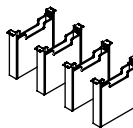


L"	x	D"	Sugg Seat Capacity	Top Finish	Top Sections	Model Number	Base Size"	3 Access Bases List Price	Model Number	Base Size"	3 Access Bases List Price
180	48	12-14		Wood	3	60251/2	3-24	15,570	60252/2	3-24	15,680
180	54	14-16		Wood	3	60261/2	3-24	16,940	60262/2	3-24	17,055
180	60	14-16		Wood	3	60271/2	3-28	18,260	60272/2	3-28	18,360
180	66	14-16		Wood	3	60281/2	3-32	19,710	60282/2	3-32	19,820
180	72	14-16		Wood	3	60291/2	3-36	21,085	60292/2	3-36	21,195
192	54	14-16		Wood	4	60301/2	3-24	18,175	60302/2	3-24	18,290
192	60	14-16		Wood	4	60311/2	3-28	19,655	60312/2	3-28	19,765
192	66	14-16		Wood	4	60321/2	3-32	21,235	60322/2	3-32	21,345
192	72	14-16		Wood	4	60331/2	3-36	22,740	60332/2	3-36	22,855
204	54	14-16		Wood	4	60341/2	3-24	18,980	60342/2	3-24	19,085
204	60	16-18		Wood	4	60351/2	3-28	20,525	60352/2	3-28	20,635
204	66	16-18		Wood	4	60361/2	3-32	22,195	60362/2	3-32	22,305
204	72	16-18		Wood	4	60371/2	3-36	23,800	60372/2	3-36	23,915
204	78	16-18		Wood	4	60381/2	3-36	25,375	60382/2	3-36	25,485
216	54	16-18		Wood	4	60391/2	3-24	20,360	60392/2	3-24	20,470
216	60	16-18		Wood	4	60401/2	3-28	22,035	60402/2	3-28	22,145
216	66	16-18		Wood	4	60411/2	3-32	23,845	60412/2	3-32	23,960
216	72	16-18		Wood	4	60421/2	3-36	25,600	60422/2	3-36	25,710
216	78	16-18		Wood	4	60431/2	3-36	27,315	60432/2	3-36	27,425



No Trim

With Anodized Aluminum Trim



\*Based on a chair width of 25".

L"	x	D"	Sugg Seat Capacity	Top Finish	Top Sections	Model Number	Base Size"	4 Access Bases List Price	Model Number	Base Size"	4 Access Bases List Price
228	54	16-18		Wood	4	60441/2	4-24	22,500	60442/2	4-24	22,605
228	60	16-18		Wood	4	60451/2	4-28	24,340	60452/2	4-28	24,455
228	66	18-20		Wood	4	60461/2	4-32	26,840	60462/2	4-32	26,945
228	72	18-20		wood	4	60471/2	4-36	28,180	60472/2	4-36	28,285
228	78	18-20		Wood	4	60481/2	4-36	30,050	60482/2	4-36	30,160
228	84	18-20		Wood	4	60491/2	4-40	31,845	60492/2	4-40	31,955
240	54	16-18		Wood	4	60501/2	4-24	23,770	60502/2	4-24	23,885
240	60	18-20		wood	4	60511/2	4-28	25,730	60512/2	4-28	25,840
240	66	18-20		Wood	4	60521/2	4-32	27,795	60522/2	4-32	27,905
240	72	18-20		Wood	4	60531/2	4-36	29,830	60532/2	4-36	29,945
240	78	18-20		Wood	4	60541/2	4-36	31,855	60542/2	4-36	31,965
240	84	18-20		Wood	4	60551/2	4-40	33,765	60552/2	4-40	33,875

# VOX® CONFERENCE TABLES - RECTANGLE SHAPE



8" ACCESS BASE



Specify edge type; add the two letter code after the model number.



Facet Edge "FC"



Taper Edge "TE"



Flowform Edge "FF"  
5% upcharge  
laminare not available



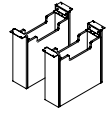
Camber Edge "CE"  
5% upcharge

\*Based on a chair width of 25".

No Trim



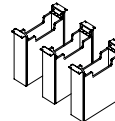
With Anodized Aluminum Trim



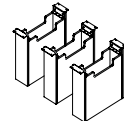
L"	x	D"	Sugg Seat Capacity	Top Finish	Top Sections	Model Number	Base Size"	2 Access Bases List Price	Model Number	Base Size"	2 Access Bases List Price
72	36	4-6		Wood	1	60013/2	2-19	5,540	60014/2	2-19	5,640
72	36	4-6		P-Lam	1	60013/5	2-19	4,840	60014/5	2-19	4,945
78	38	4-6		Wood	1	60023/2	2-19	5,950	60024/2	2-19	6,065
78	38	4-6		P-Lam	1	60023/5	2-19	5,150	60024/5	2-19	5,255
84	38	6-8		Wood	1	60033/2	2-19	6,190	60034/2	2-19	6,300
84	38	6-8		P-Lam	1	60033/5	2-19	5,335	60034/5	2-19	5,435
84	42	6-8		Wood	1	60043/2	2-19	6,555	60044/2	2-19	6,660
84	42	6-8		P-Lam	1	60043/5	2-19	5,615	60044/5	2-19	5,730
96	42	6-8		Wood	1	60053/2	2-19	7,130	60054/2	2-19	7,235
96	42	6-8		P-Lam	1	60053/5	2-19	6,050	60054/5	2-19	6,150
96	48	6-8		Wood	1	60063/2	2-19	7,765	60064/2	2-19	7,875
96	48	6-8		P-Lam	1	60063/5	2-19	6,555	60064/5	2-19	6,660
108	42	8-10		Wood	1	60073/2	2-19	7,690	60074/2	2-19	7,800
108	42	8-10		P-Lam	1	60073/5	2-19	6,460	60074/5	2-19	6,575
108	48	8-10		Wood	1	60083/2	2-24	8,405	60084/2	2-24	8,515
108	48	8-10		P-Lam	1	60083/5	2-24	7,030	60084/5	2-24	7,145
120	42	8-10		Wood	2	60093/2	2-19	8,985	60094/2	2-19	9,090
120	42	8-10		P-Lam	2	60093/5	2-19	7,635	60094/5	2-19	7,745
120	48	8-10		Wood	2	60103/2	2-24	9,770	60104/2	2-24	9,880
120	48	8-10		P-Lam	2	60103/5	2-24	8,250	60104/5	2-24	8,355
120	54	8-10		Wood	2	60113/2	2-24	10,835	60114/2	2-24	10,940
132	48	8-10		Wood	2	60123/2	2-24	10,660	60124/2	2-24	10,765
132	54	8-10		Wood	2	60133/2	2-24	11,730	60134/2	2-24	11,830

These models are constructed without support rails – bases are attached directly to tops.

No Trim



With Anodized Aluminum Trim



\*Based on a chair width of 25".

L"	x	D"	Sugg Seat Capacity	Top Finish	Top Sections	Model Number	Base Size"	3 Access Bases List Price	Model Number	Base Size"	3 Access Bases List Price
144	48	10-12		Wood	2	60143/2	3-24	12,490	60144/2	3-24	12,605
144	54	10-12		Wood	2	60153/2	3-24	13,535	60154/2	3-24	13,645
144	60	10-12		Wood	2	60163/2	3-28	14,555	60164/2	3-28	14,665
156	48	10-12		wood	2	60173/2	3-24	13,345	60174/2	3-24	13,455
156	54	12-14		Wood	2	60183/2	3-24	14,510	60184/2	3-24	14,620
156	60	12-14		Wood	2	60193/2	3-28	15,645	60194/2	3-28	15,755
156	66	12-14		Wood	3	60203/2	3-32	16,885	60204/2	3-32	16,995
168	48	12-14		wood	2	60213/2	3-24	14,880	60214/2	3-24	14,990
168	54	12-14		Wood	2	60223/2	3-24	16,150	60224/2	3-24	16,255
168	60	12-14		Wood	2	60233/2	3-28	17,405	60234/2	3-28	17,520
168	66	12-14		Wood	3	60243/2	3-32	18,755	60244/2	3-32	18,860

# VOX® CONFERENCE TABLES - RECTANGLE SHAPE



8" ACCESS BASE



Specify edge type; add the two letter code after the model number.



Facet Edge "FC"



Taper Edge "TE"

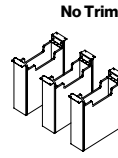


Flowform Edge "FF"  
5% upcharge  
laminates not available



Camber Edge "CE"  
5% upcharge

\*Based on a chair width of 25".



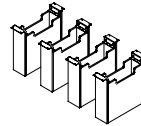
No Trim



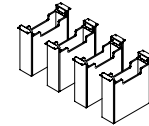
With Anodized Aluminum Trim

L" x D"	Sugg Seat Capacity	Top Finish	Top Sections	Model Number	Base Size"	3 Access Bases List Price	Model Number	Base Size"	3 Access Bases List Price
180 x 48	12-14	Wood	3	60253/2	3-24	15,570	60254/2	3-24	15,680
180 x 54	14-16	Wood	3	60263/2	3-24	16,940	60264/2	3-24	17,055
180 x 60	14-16	Wood	3	60273/2	3-28	18,260	60274/2	3-28	18,360
180 x 66	14-16	Wood	3	60283/2	3-32	19,710	60284/2	3-32	19,820
180 x 72	14-16	Wood	3	60293/2	3-36	21,085	60294/2	3-36	21,195
192 x 54	14-16	Wood	4	60303/2	3-24	18,175	60304/2	3-24	18,290
192 x 60	14-16	Wood	4	60313/2	3-28	19,655	60314/2	3-28	19,765
192 x 66	14-16	Wood	4	60323/2	3-32	21,235	60324/2	3-32	21,345
192 x 72	14-16	Wood	4	60333/2	3-36	22,740	60334/2	3-36	22,855
204 x 54	14-16	Wood	4	60343/2	3-24	18,980	60344/2	3-24	19,085
204 x 60	16-18	Wood	4	60353/2	3-28	20,525	60354/2	3-28	20,635
204 x 66	16-18	Wood	4	60363/2	3-32	22,195	60364/2	3-32	22,305
204 x 72	16-18	Wood	4	60373/2	3-36	23,800	60374/2	3-36	23,915
204 x 78	16-18	Wood	4	60383/2	3-36	25,375	60384/2	3-36	25,485
216 x 54	16-18	Wood	4	60393/2	3-24	20,360	60394/2	3-24	20,470
216 x 60	16-18	Wood	4	60403/2	3-28	22,035	60404/2	3-28	22,145
216 x 66	16-18	Wood	4	60413/2	3-32	23,845	60414/2	3-32	23,960
216 x 72	16-18	Wood	4	60423/2	3-32	25,600	60424/2	3-32	25,710
216 x 78	16-18	Wood	4	60433/2	3-36	27,315	60434/2	3-36	27,425

No Trim



With Anodized Aluminum Trim



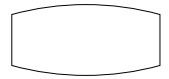
\*Based on a chair width of 25".

L" x D"	Sugg Seat Capacity	Top Finish	Top Sections	Model Number	Base Size"	4 Access Bases List Price	Model Number	Base Size"	4 Access Bases List Price
228 x 54	16-18	Wood	4	60443/2	4-24	22,500	60444/2	4-24	22,605
228 x 60	16-18	Wood	4	60453/2	4-28	24,340	60454/2	4-28	24,455
228 x 66	18-20	Wood	4	60463/2	4-32	26,840	60464/2	4-32	26,945
228 x 72	18-20	wood	4	60473/2	4-36	28,180	60474/2	4-36	28,285
228 x 78	18-20	Wood	4	60483/2	4-36	30,050	60484/2	4-36	30,160
228 x 84	18-20	Wood	4	60493/2	4-40	31,845	60494/2	4-40	31,955
240 x 54	16-18	Wood	4	60503/2	4-24	23,770	60504/2	4-24	23,885
240 x 60	18-20	wood	4	60513/2	4-28	25,730	60514/2	4-28	25,840
240 x 66	18-20	Wood	4	60523/2	4-32	27,795	60524/2	4-32	27,905
240 x 72	18-20	Wood	4	60533/2	4-36	29,830	60534/2	4-36	29,945
240 x 78	18-20	Wood	4	60543/2	4-36	31,855	60544/2	4-36	31,965
240 x 84	18-20	Wood	4	60553/2	4-40	33,765	60554/2	4-40	33,875

# VOX® CONFERENCE TABLES - BOAT SHAPE



6" ACCESS BASE



Specify edge type; add the two letter code after the model number.



Facet Edge "FC"



Taper Edge "TE"

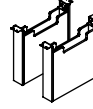


Flowform Edge "FF"  
5% upcharge  
laminates not available

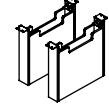


Camber Edge "CE"  
5% upcharge

No Trim



With Anodized Aluminum Trim

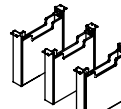


\*Based on a chair width of 25".

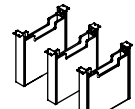
L"	x	D"	Sugg Seat Capacity	Top Finish	Top Sections	Model Number	Base Size"	2 Access Bases List Price	Model Number	Base Size"	2 Access Bases List Price
72	36	4-6		Wood	1	61011/2	2-19	5,615	61012/2	2-19	5,730
72	36	4-6		P-Lam	1	61011/5	2-19	4,895	61012/5	2-19	5,010
78	38	4-6		Wood	1	61021/2	2-19	6,050	61022/2	2-19	6,150
78	38	4-6		P-Lam	1	61021/5	2-19	5,230	61022/5	2-19	5,345
84	38	6-8		Wood	1	61031/2	2-19	6,290	61032/2	2-19	6,405
84	38	6-8		P-Lam	1	61031/5	2-19	5,415	61032/5	2-19	5,530
84	42	6-8		Wood	1	61041/2	2-19	6,675	61042/2	2-19	6,790
84	42	6-8		P-Lam	1	61041/5	2-19	5,710	61042/5	2-19	5,810
96	42	6-8		Wood	1	61051/2	2-19	7,245	61052/2	2-19	7,355
96	42	6-8		P-Lam	1	61051/5	2-19	6,145	61052/5	2-19	6,260
96	48	6-8		Wood	1	61061/2	2-24	7,935	61062/2	2-24	8,045
96	48	6-8		P-Lam	1	61061/5	2-24	6,665	61062/5	2-24	6,780
108	42	8-10		Wood	1	61071/2	2-19	7,835	61072/2	2-19	7,945
108	42	8-10		P-Lam	1	61071/5	2-19	6,595	61072/5	2-19	6,695
108	48	8-10		Wood	1	61081/2	2-24	8,595	61082/2	2-24	8,700
108	48	8-10		P-Lam	1	61081/5	2-24	7,170	61082/5	2-24	7,280
120	42	8-10		Wood	2	61091/2	2-19	9,155	61092/2	2-19	9,260
120	42	8-10		P-Lam	2	61091/5	2-19	7,770	61092/5	2-19	7,880
120	48	8-10		Wood	2	61101/2	2-24	9,970	61102/2	2-24	10,075
120	48	8-10		P-Lam	2	61101/5	2-24	8,400	61102/5	2-24	8,510
120	54	8-10		Wood	2	61111/2	2-24	11,060	61112/2	2-24	11,175
132	48	8-10		Wood	2	61121/2	2-24	10,885	61122/2	2-24	11,000
132	54	8-10		Wood	2	61131/2	2-24	11,975	61132/2	2-24	12,090

These models are constructed without support rails - bases are attached directly to tops.

No Trim



With Anodized Aluminum Trim



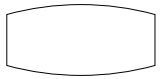
\*Based on a chair width of 25".

L"	x	D"	Sugg Seat Capacity	Top Finish	Top Sections	Model Number	Base Size"	3 Access Bases List Price	Model Number	Base Size"	3 Access Bases List Price
144	48	10-12		Wood	2	61141/2	3-24	12,745	61142/2	3-24	12,850
144	54	10-12		Wood	2	61151/2	3-24	13,825	61152/2	3-24	13,935
144	60	10-12		Wood	2	61161/2	3-28	14,875	61162/2	3-28	14,985
156	48	10-12		Wood	2	61171/2	3-24	13,600	61172/2	3-24	13,710
156	54	12-14		Wood	2	61181/2	3-24	14,815	61182/2	3-24	14,920
156	60	12-14		Wood	2	61191/2	3-28	15,980	61192/2	3-28	16,085
156	66	12-14		Wood	3	61201/2	3-32	17,255	61202/2	3-32	17,370
168	48	12-14		Wood	2	61211/2	3-24	15,170	61212/2	3-24	15,275
168	54	12-14		Wood	2	61221/2	3-24	16,495	61222/2	3-24	16,600
168	60	12-14		Wood	2	61231/2	3-28	17,770	61232/2	3-28	17,885
168	66	12-14		Wood	3	61241/2	3-32	19,160	61242/2	3-32	19,265

# VOX® CONFERENCE TABLES - BOAT SHAPE



6" ACCESS BASE



Specify edge type; add the two letter code after the model number.



Facet Edge "FC"



Taper Edge "TE"



Flowform Edge "FF"  
5% upcharge  
laminare not available



Camber Edge "CE"  
5% upcharge

\* Based on a chair width of 25".

L" x D"	Sugg Seat Capacity	Top Finish	Top Sections	Model Number	Base Size"	No Trim 3 Access Bases List Price	Model Number	Base Size"	With Anodized Aluminum Trim 3 Access Bases List Price
180 x 48	12-14	Wood	3	61251/2	3-24	15,890	61252/2	3-24	16,000
180 x 54	14-16	Wood	3	61261/2	3-24	17,280	61262/2	3-24	17,395
180 x 60	14-16	Wood	3	61271/2	3-28	18,655	61272/2	3-28	18,765
180 x 66	14-16	Wood	3	61281/2	3-32	20,135	61282/2	3-32	20,245
180 x 72	14-16	Wood	3	61291/2	3-36	21,550	61292/2	3-36	21,660
192 x 54	14-16	Wood	4	61301/2	3-24	18,585	61302/2	3-24	18,690
192 x 60	14-16	Wood	4	61311/2	3-28	20,095	61312/2	3-28	20,200
192 x 66	14-16	Wood	4	61321/2	3-32	21,715	61322/2	3-32	21,825
192 x 72	14-16	Wood	4	61331/2	3-36	23,260	61332/2	3-36	23,375
204 x 54	14-16	Wood	4	61341/2	3-24	19,395	61342/2	3-24	19,510
204 x 60	16-18	Wood	4	61351/2	3-28	20,995	61352/2	3-28	21,100
204 x 66	16-18	Wood	4	61361/2	3-32	22,710	61362/2	3-32	22,820
204 x 72	16-18	Wood	4	61371/2	3-36	24,345	61372/2	3-36	24,460
204 x 78	16-18	Wood	4	61381/2	3-36	25,980	61382/2	3-36	26,090
216 x 54	16-18	Wood	4	61391/2	3-24	20,820	61392/2	3-24	20,925
216 x 60	16-18	Wood	4	61401/2	3-28	22,550	61402/2	3-28	22,660
216 x 66	16-18	Wood	4	61411/2	3-32	24,420	61412/2	3-32	24,520
216 x 72	16-18	Wood	4	61421/2	3-36	26,195	61422/2	3-32	26,305
216 x 78	16-18	Wood	4	61431/2	3-36	27,990	61432/2	3-36	28,095

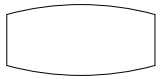
\* Based on a chair width of 25".

L" x D"	Sugg Seat Capacity	Top Finish	Top Sections	Model Number	Base Size"	No Trim 4 Access Bases List Price	Model Number	Base Size"	With Anodized Aluminum Trim 4 Access Bases List Price
228 x 54	16-18	Wood	4	61441/2	4-24	22,980	61442/2	4-24	23,090
228 x 60	16-18	Wood	4	61451/2	4-28	24,880	61452/2	4-28	24,995
228 x 66	18-20	Wood	4	61461/2	4-32	27,445	61462/2	4-32	27,555
228 x 72	18-20	wood	4	61471/2	4-36	28,835	61472/2	4-36	28,940
228 x 78	18-20	Wood	4	61481/2	4-36	30,765	61482/2	4-36	30,875
228 x 84	18-20	Wood	4	61491/2	4-40	32,595	61492/2	4-40	32,705
240 x 54	16-18	Wood	4	61501/2	4-24	24,300	61502/2	4-24	24,405
240 x 60	18-20	wood	4	61511/2	4-28	26,315	61512/2	4-28	26,425
240 x 66	18-20	Wood	4	61521/2	4-32	28,425	61522/2	4-32	28,535
240 x 72	18-20	Wood	4	61531/2	4-36	30,540	61532/2	4-36	30,655
240 x 78	18-20	Wood	4	61541/2	4-36	32,625	61542/2	4-36	32,730
240 x 84	18-20	Wood	4	61551/2	4-40	34,580	61552/2	4-40	34,695

# VOX® CONFERENCE TABLES - BOAT SHAPE



8" ACCESS BASE



Specify edge type; add the two letter code after the model number.



Facet Edge "FC"



Taper Edge "TE"



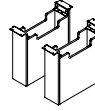
Flowform Edge "FF"  
5% upcharge  
laminare not available



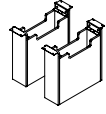
Camber Edge "CE"  
5% upcharge

\* Based on a chair width of 25".

No Trim



With Anodized Aluminum Trim

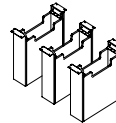


L"	x	D"	Sugg Seat Capacity	Top Finish	Top Sections	Model Number	Base Size"	2 Access Bases List Price	Model Number	Base Size "	2 Access Bases List Price
72	36	4-6		Wood	1	61013/2	2-19	5,615	61014/2	2-19	5,730
72	36	4-6		P-Lam	1	61013/5	2-19	4,895	61014/5	2-19	5,010
78	38	4-6		Wood	1	61023/2	2-19	6,050	61024/2	2-19	6,150
78	38	4-6		P-Lam	1	61023/5	2-19	5,230	61024/5	2-19	5,345
84	38	6-8		Wood	1	61033/2	2-19	6,290	61034/2	2-19	6,405
84	38	6-8		P-Lam	1	61033/5	2-19	5,415	61034/5	2-19	5,530
84	42	6-8		Wood	1	61043/2	2-19	6,675	61044/2	2-19	6,790
84	42	6-8		P-Lam	1	61043/5	2-19	5,710	61044/5	2-19	5,810
96	42	6-8		Wood	1	61053/2	2-19	7,245	61054/2	2-19	7,355
96	42	6-8		P-Lam	1	61053/5	2-19	6,145	61054/5	2-19	6,260
96	48	6-8		Wood	1	61063/2	2-24	7,935	61064/2	2-24	8,045
96	48	6-8		P-Lam	1	61063/5	2-24	6,665	61064/5	2-24	6,780
108	42	8-10		Wood	1	61073/2	2-19	7,835	61074/2	2-19	7,945
108	42	8-10		P-Lam	1	61073/5	2-19	6,595	61074/5	2-19	6,695
108	48	8-10		Wood	1	61083/2	2-24	8,595	61084/2	2-24	8,700
108	48	8-10		P-Lam	1	61083/5	2-24	7,170	61084/5	2-24	7,280
120	42	8-10		Wood	2	61093/2	2-19	9,155	61094/2	2-19	9,260
120	42	8-10		P-Lam	2	61093/5	2-19	7,770	61094/5	2-19	7,880
120	48	8-10		Wood	2	61103/2	2-24	9,970	61104/2	2-24	10,075
120	48	8-10		P-Lam	2	61103/5	2-24	8,400	61104/5	2-24	8,510
120	54	8-10		Wood	2	61113/2	2-24	11,060	61114/2	2-24	11,175
132	48	8-10		Wood	2	61123/2	2-24	10,885	61124/2	2-24	11,000
132	54	8-10		Wood	2	61133/2	2-24	11,975	61134/2	2-24	12,090

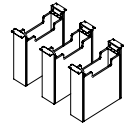
These models are constructed without support rails – bases are attached directly to tops.

\* Based on a chair width of 25".

No Trim



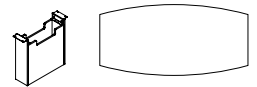
With Anodized Aluminum Trim



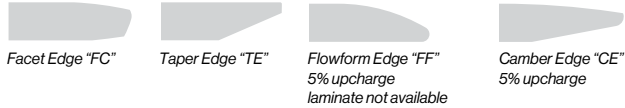
L"	x	D"	Sugg Seat Capacity	Top Finish	Top Sections	Model Number	Base Size"	3 Access Bases List Price	Model Number	Base Size "	3 Access Bases List Price
144	48	10-12		Wood	2	61143/2	3-24	12,745	61144/2	3-24	12,850
144	54	10-12		Wood	2	61153/2	3-24	13,825	61154/2	3-24	13,935
144	60	10-12		Wood	2	61163/2	3-28	14,875	61164/2	3-28	14,985
156	48	10-12		Wood	2	61173/2	3-24	13,600	61174/2	3-24	13,710
156	54	12-14		Wood	2	61183/2	3-24	14,815	61184/2	3-24	14,920
156	60	12-14		Wood	2	61193/2	3-28	15,980	61194/2	3-28	16,085
156	66	12-14		Wood	3	61203/2	3-32	17,255	61204/2	3-32	17,370
168	48	12-14		Wood	2	61213/2	3-24	15,170	61214/2	3-24	15,275
168	54	12-14		Wood	2	61223/2	3-24	16,495	61224/2	3-24	16,600
168	60	12-14		Wood	2	61233/2	3-28	17,770	61234/2	3-28	17,885
168	66	12-14		Wood	3	61243/2	3-32	19,160	61244/2	3-32	19,265

# VOX® CONFERENCE TABLES - BOAT SHAPE

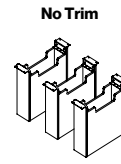
8" ACCESS BASE



Specify edge type; add the two letter code after the model number.



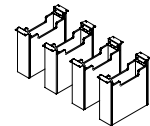
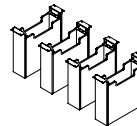
\*Based on a chair width of 25".



L" x D"	Sugg Seat Capacity	Top Finish	Top Sections	Model Number	Base Size"	3 Access Bases List Price	Model Number	Base Size"	3 Access Bases List Price
180 x 48	12-14	Wood	3	61253/2	3-24	15,890	61254/2	3-24	16,000
180 x 54	14-16	Wood	3	61263/2	3-24	17,280	61264/2	3-24	17,395
180 x 60	14-16	Wood	3	61273/2	3-28	18,655	61274/2	3-28	18,765
180 x 66	14-16	Wood	3	61283/2	3-32	20,135	61284/2	3-32	20,245
180 x 72	14-16	Wood	3	61293/2	3-36	21,550	61294/2	3-36	21,660
192 x 54	14-16	Wood	4	61303/2	3-24	18,585	61304/2	3-24	18,690
192 x 60	14-16	Wood	4	61313/2	3-28	20,095	61314/2	3-28	20,200
192 x 66	14-16	Wood	4	61323/2	3-32	21,715	61324/2	3-32	21,825
192 x 72	14-16	Wood	4	61333/2	3-36	23,260	61334/2	3-36	23,375
204 x 54	14-16	Wood	4	61343/2	3-24	19,395	61344/2	3-24	19,510
204 x 60	16-18	Wood	4	61353/2	3-28	20,995	61354/2	3-28	21,100
204 x 66	16-18	Wood	4	61363/2	3-32	22,710	61364/2	3-32	22,820
204 x 72	16-18	Wood	4	61373/2	3-36	24,345	61374/2	3-36	24,460
204 x 78	16-18	Wood	4	61383/2	3-36	25,980	61384/2	3-36	26,090
216 x 54	16-18	Wood	4	61393/2	3-24	20,820	61394/2	3-24	20,925
216 x 60	16-18	Wood	4	61403/2	3-28	22,550	61404/2	3-28	22,660
216 x 66	16-18	Wood	4	61413/2	3-32	24,420	61414/2	3-32	24,520
216 x 72	16-18	Wood	4	61423/2	3-36	26,195	61424/2	3-36	26,305
216 x 78	16-18	Wood	4	61433/2	3-36	27,990	61434/2	3-36	28,095

No Trim

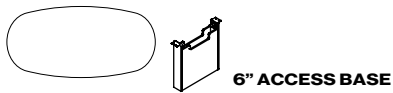
With Anodized Aluminum Trim



\*Based on a chair width of 25".

L" x D"	Sugg Seat Capacity	Top Finish	Top Sections	Model Number	Base Size"	4 Access Bases List Price	Model Number	Base Size"	4 Access Bases List Price
228 x 54	16-18	Wood	4	61443/2	4-24	22,980	61444/2	4-24	23,090
228 x 60	16-18	Wood	4	61453/2	4-28	24,880	61454/2	4-28	24,995
228 x 66	18-20	Wood	4	61463/2	4-32	27,445	61464/2	4-32	27,555
228 x 72	18-20	wood	4	61473/2	4-36	28,835	61474/2	4-36	28,940
228 x 78	18-20	Wood	4	61483/2	4-36	30,765	61484/2	4-36	30,875
228 x 84	18-20	Wood	4	61493/2	4-40	32,595	61494/2	4-40	32,705
240 x 54	16-18	Wood	4	61503/2	4-24	24,300	61504/2	4-24	24,405
240 x 60	18-20	wood	4	61513/2	4-28	26,315	61514/2	4-28	26,425
240 x 66	18-20	Wood	4	61523/2	4-32	28,425	61524/2	4-32	28,535
240 x 72	18-20	Wood	4	61533/2	4-36	30,540	61534/2	4-36	30,655
240 x 78	18-20	Wood	4	61543/2	4-36	32,625	61544/2	4-36	32,730
240 x 84	18-20	Wood	4	61553/2	4-40	34,580	61554/2	4-40	34,695

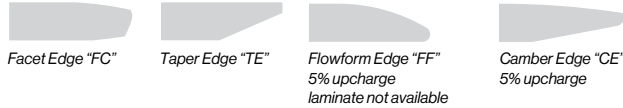




# VOX® CONFERENCE TABLES

SUPER ELLIPSE SHAPE DESIGN - NIENKAMPER

Specify edge type; add the two letter code after the model number.



\*Based on a chair width of 25".

L"	x	D"	Sugg Seat Capacity	Top Finish	Top Sections	Model Number	Base Size"	2 Access Bases List Price	Model Number	Base Size"	2 Access Bases List Price
72	36	4-6		Wood	1	62011/2	2-19	5,890	62012/2	2-19	5,990
72	36	4-6		P-Lam	1	62011/5	2-19	5,100	62012/5	2-19	5,215
78	38	4-6		Wood	1	62021/2	2-19	6,345	62022/2	2-19	6,460
78	38	4-6		P-Lam	1	62021/5	2-19	5,455	62022/5	2-19	5,570
84	38	6-8		Wood	1	62031/2	2-19	6,615	62032/2	2-19	6,720
84	38	6-8		P-Lam	1	62031/5	2-19	5,675	62032/5	2-19	5,775
84	42	6-8		Wood	1	62041/2	2-19	7,035	62042/2	2-19	7,150
84	42	6-8		P-Lam	1	62041/5	2-19	5,980	62042/5	2-19	6,095
96	42	6-8		Wood	1	62051/2	2-19	7,685	62052/2	2-19	7,795
96	42	6-8		P-Lam	1	62051/5	2-19	6,455	62052/5	2-19	6,565
96	48	6-8		Wood	1	62061/2	2-24	8,405	62062/2	2-24	8,515
96	48	6-8		P-Lam	1	62061/5	2-24	7,030	62062/5	2-24	7,145
108	42	8-10		Wood	1	62071/2	2-19	8,300	62072/2	2-19	8,410
108	42	8-10		P-Lam	1	62071/5	2-19	6,950	62072/5	2-19	7,055
108	48	8-10		Wood	1	62081/2	2-24	9,120	62082/2	2-24	9,225
108	48	8-10		P-Lam	1	62081/5	2-24	7,575	62082/5	2-24	7,685
120	42	8-10		Wood	2	62091/2	2-19	9,680	62092/2	2-19	9,785
120	42	8-10		P-Lam	2	62091/5	2-19	8,170	62092/5	2-19	8,280
120	48	8-10		Wood	2	62101/2	2-24	10,565	62102/2	2-24	10,680
120	48	8-10		P-Lam	2	62101/5	2-24	8,850	62102/5	2-24	8,960
120	54	8-10		Wood	2	62111/2	2-24	11,735	62112/2	2-24	11,835
132	48	8-10		Wood	2	62121/2	2-24	11,560	62122/2	2-24	11,665
132	54	8-10		Wood	2	62131/2	2-24	12,725	62132/2	2-24	12,835

These models are constructed without support rails - bases are attached directly to tops.

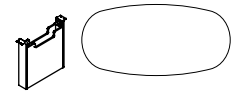
\*Based on a chair width of 25".

L"	x	D"	Sugg Seat Capacity	Top Finish	Top Sections	Model Number	Base Size"	3 Access Bases List Price	Model Number	Base Size"	3 Access Bases List Price
144	48	10-12		Wood	2	62141/2	3-24	13,465	62142/2	3-24	13,575
144	54	10-12		Wood	2	62151/2	3-24	14,645	62152/2	3-24	14,750
144	60	10-12		Wood	2	62161/2	3-28	15,780	62162/2	3-28	15,890
156	48	10-12		Wood	2	62171/2	3-24	14,415	62172/2	3-24	14,525
156	54	12-14		Wood	2	62181/2	3-24	15,720	62182/2	3-24	15,830
156	60	12-14		Wood	2	62191/2	3-28	16,985	62192/2	3-28	17,090
156	66	12-14		Wood	3	62201/2	3-32	18,355	62202/2	3-32	18,470
168	48	12-14		Wood	2	62211/2	3-24	16,065	62212/2	3-24	16,175
168	54	12-14		Wood	2	62221/2	3-24	17,485	62222/2	3-24	17,600
168	60	12-14		Wood	2	62231/2	3-28	18,895	62232/2	3-28	19,005
168	66	12-14		Wood	3	62241/2	3-32	20,375	62242/2	3-32	20,485

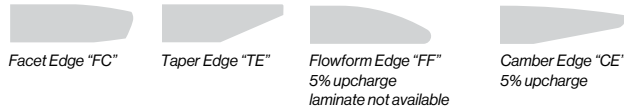
# VOX® CONFERENCE TABLES

SUPER ELLIPSE SHAPE DESIGN - NIENKÄMPER


6" ACCESS BASE



Specify edge type; add the two letter code after the model number.



\*Based on a chair width of 25".

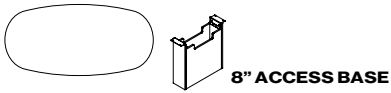


L"	x	D"	Sugg Seat Capacity	Top Finish	Top Sections	Model Number	Base Size"	3 Access Bases List Price	Model Number	Base Size"	3 Access Bases List Price
180	48	12-14		Wood	3	62251/2	3-24	16,860	62252/2	3-24	16,965
180	54	14-16		Wood	3	62261/2	3-24	18,350	62262/2	3-24	18,465
180	60	14-16		Wood	3	62271/2	3-28	19,850	62272/2	3-28	19,960
180	66	14-16		Wood	3	62281/2	3-32	21,455	62282/2	3-32	21,565
180	72	14-16		Wood	3	62291/2	3-32	22,985	62292/2	3-32	23,095
192	54	14-16		Wood	4	62301/2	3-24	19,760	62302/2	3-24	19,870
192	60	14-16		Wood	4	62311/2	3-28	21,395	62312/2	3-28	21,510
192	66	14-16		Wood	4	62321/2	3-32	23,150	62322/2	3-32	23,260
192	72	14-16		Wood	4	62331/2	3-32	24,830	62332/2	3-32	24,935
204	54	14-16		Wood	4	62341/2	3-24	20,655	62342/2	3-24	20,760
204	60	16-18		Wood	4	62351/2	3-28	22,385	62352/2	3-28	22,500
204	66	16-18		Wood	4	62361/2	3-32	24,250	62362/2	3-32	24,350
204	72	16-18		Wood	4	62371/2	3-32	26,030	62372/2	3-32	26,140
204	78	16-18		Wood	4	62381/2	3-32	27,800	62382/2	3-32	27,910
216	54	16-18		Wood	4	62391/2	3-24	22,185	62392/2	3-24	22,295
216	60	16-18		Wood	4	62401/2	3-28	24,085	62402/2	3-28	24,185
216	66	16-18		Wood	4	62411/2	3-32	26,100	62412/2	3-32	26,205
216	72	16-18		Wood	4	62421/2	3-32	28,035	62422/2	3-32	28,145
216	78	16-18		Wood	4	62431/2	3-32	29,960	62432/2	3-32	30,075

\*Based on a chair width of 25".



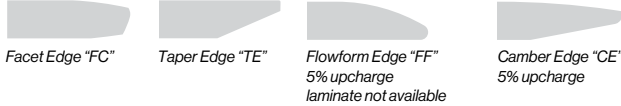
L"	x	D"	Sugg Seat Capacity	Top Finish	Top Sections	Model Number	Base Size"	4 Access Bases List Price	Model Number	Base Size"	4 Access Bases List Price
228	54	16-18		Wood	4	62441/2	4-24	24,440	62442/2	4-24	24,540
228	60	16-18		Wood	4	62451/2	4-28	26,515	62452/2	4-28	26,630
228	66	18-20		Wood	4	62461/2	4-32	29,295	62462/2	4-32	29,410
228	72	18-20		wood	4	62471/2	4-32	30,785	62472/2	4-32	30,890
228	78	18-20		Wood	4	62481/2	4-32	32,870	62482/2	4-32	32,985
228	84	18-20		Wood	4	62491/2	4-36	34,885	62492/2	4-36	34,990
240	54	16-18		Wood	4	62501/2	4-24	25,880	62502/2	4-24	25,985
240	60	18-20		wood	4	62511/2	4-28	28,065	62512/2	4-28	28,175
240	66	18-20		Wood	4	62521/2	4-32	30,345	62522/2	4-32	30,460
240	72	18-20		Wood	4	62531/2	4-32	32,650	62532/2	4-32	32,755
240	78	18-20		Wood	4	62541/2	4-32	34,890	62542/2	4-32	34,995
240	84	18-20		Wood	4	62551/2	4-36	37,040	62552/2	4-36	37,150



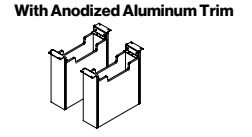
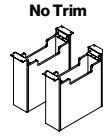
# VOX® CONFERENCE TABLES

SUPER ELLIPSE SHAPE DESIGN - NIENKÄMPER

Specify edge type; add the two letter code after the model number.



\*Based on a chair width of 25".



L"	x	D"	Sugg Seat Capacity	Top Finish	Top Sections	Model Number	Base Size"	2 Access Bases List Price	Model Number	Base Size"	2 Access Bases List Price
72	36	4-6		Wood	1	62013/2	2-19	5,890	62014/2	2-19	5,990
72	36	4-6		P-Lam	1	62013/5	2-19	5,100	62014/5	2-19	5,215
78	38	4-6		Wood	1	62023/2	2-19	6,345	62024/2	2-19	6,460
78	38	4-6		P-Lam	1	62023/5	2-19	5,455	62024/5	2-19	5,570
84	38	6-8		Wood	1	62033/2	2-19	6,615	62034/2	2-19	6,720
84	38	6-8		P-Lam	1	62033/5	2-19	5,675	62034/5	2-19	5,775
84	42	6-8		Wood	1	62043/2	2-19	7,035	62044/2	2-19	7,150
84	42	6-8		P-Lam	1	62043/5	2-19	5,980	62044/5	2-19	6,095
96	42	6-8		Wood	1	62053/2	2-19	7,685	62054/2	2-19	7,795
96	42	6-8		P-Lam	1	62053/5	2-19	6,455	62054/5	2-19	6,565
96	48	6-8		Wood	1	62063/2	2-24	8,405	62064/2	2-24	8,515
96	48	6-8		P-Lam	1	62063/5	2-24	7,030	62064/5	2-24	7,145
108	42	8-10		Wood	1	62073/2	2-19	8,300	62074/2	2-19	8,410
108	42	8-10		P-Lam	1	62073/5	2-19	6,950	62074/5	2-19	7,055
108	48	8-10		Wood	1	62083/2	2-24	9,120	62084/2	2-24	9,225
108	48	8-10		P-Lam	1	62083/5	2-24	7,575	62084/5	2-24	7,685
120	42	8-10		Wood	2	62093/2	2-19	9,680	62094/2	2-19	9,785
120	42	8-10		P-Lam	2	62093/5	2-19	8,170	62094/5	2-19	8,280
120	48	8-10		Wood	2	62103/2	2-24	10,565	62104/2	2-24	10,680
120	48	8-10		P-Lam	2	62103/5	2-24	8,850	62104/5	2-24	8,960
120	54	8-10		Wood	2	62113/2	2-24	11,735	62114/2	2-24	11,835
132	48	8-10		Wood	2	62123/2	2-24	11,560	62124/2	2-24	11,665
132	54	8-10		Wood	2	62133/2	2-24	12,725	62134/2	2-24	12,835

These models are constructed without support rails - bases are attached directly to tops.



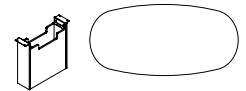
\*Based on a chair width of 25".

L"	x	D"	Sugg Seat Capacity	Top Finish	Top Sections	Model Number	Base Size"	3 Access Bases List Price	Model Number	Base Size"	3 Access Bases List Price
144	48	10-12		Wood	2	62143/2	3-24	13,465	62144/2	3-24	13,575
144	54	10-12		Wood	2	62153/2	3-24	14,645	62154/2	3-24	14,750
144	60	10-12		Wood	2	62163/2	3-28	15,780	62164/2	3-28	15,890
156	48	10-12		Wood	2	62173/2	3-24	13,465	62174/2	3-24	14,525
156	54	12-14		Wood	2	62183/2	3-24	14,645	62184/2	3-24	15,830
156	60	12-14		Wood	2	62193/2	3-28	15,780	62194/2	3-28	17,090
156	66	12-14		Wood	3	62203/2	3-32	17,255	62204/2	3-32	18,470
168	48	12-14		Wood	2	62213/2	3-24	16,065	62214/2	3-24	16,175
168	54	12-14		Wood	2	62223/2	3-24	17,485	62224/2	3-24	17,600
168	60	12-14		Wood	2	62233/2	3-28	18,895	62234/2	3-28	19,005
168	66	12-14		Wood	3	62243/2	3-32	20,375	62244/2	3-32	20,485

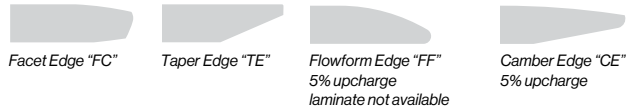
# VOX® CONFERENCE TABLES

SUPER ELLIPSE SHAPE DESIGN – NIENKÄMPER

8" ACCESS BASE

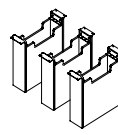


Specify edge type; add the two letter code after the model number.

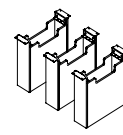


\*Based on a chair width of 25".

No Trim

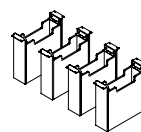


With Anodized Aluminum Trim

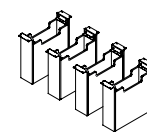


L"	x	D"	Sugg Seat Capacity	Top Finish	Top Sections	Model Number	Base Size"	3 Access Bases List Price	Model Number	Base Size"	3 Access Bases List Price
180	48	12-14		Wood	3	62253/2	3-24	16,860	62254/2	3-24	16,965
180	54	14-16		Wood	3	62263/2	3-24	18,350	62264/2	3-24	18,465
180	60	14-16		Wood	3	62273/2	3-28	19,850	62274/2	3-28	19,960
180	66	14-16		Wood	3	62283/2	3-32	21,455	62284/2	3-32	21,565
180	72	14-16		Wood	3	62293/2	3-32	22,985	62294/2	3-32	23,095
192	54	14-16		Wood	4	62303/2	3-24	19,760	62304/2	3-24	19,870
192	60	14-16		Wood	4	62313/2	3-28	21,395	62314/2	3-28	21,510
192	66	14-16		Wood	4	62323/2	3-32	23,150	62324/2	3-32	23,260
192	72	14-16		Wood	4	62333/2	3-32	24,830	62334/2	3-32	24,935
204	54	14-16		Wood	4	62343/2	3-24	20,655	62344/2	3-24	20,760
204	60	16-18		Wood	4	62353/2	3-28	22,385	62354/2	3-28	22,500
204	66	16-18		Wood	4	62363/2	3-32	24,250	62364/2	3-32	24,350
204	72	16-18		Wood	4	62373/2	3-32	26,030	62374/2	3-32	26,140
204	78	16-18		Wood	4	62383/2	3-32	27,800	62384/2	3-32	27,910
216	54	16-18		Wood	4	62393/2	3-24	22,185	62394/2	3-24	22,295
216	60	16-18		Wood	4	62403/2	3-28	24,085	62404/2	3-28	24,185
216	66	16-18		Wood	4	62413/2	3-32	26,100	62414/2	3-32	26,205
216	72	16-18		Wood	4	62423/2	3-32	28,035	62424/2	3-32	28,145
216	78	16-18		Wood	4	62433/2	3-32	29,960	62434/2	3-32	30,075

No Trim



With Anodized Aluminum Trim



\*Based on a chair width of 25".

L"	x	D"	Sugg Seat Capacity	Top Finish	Top Sections	Model Number	Base Size"	4 Access Bases List Price	Model Number	Base Size"	4 Access Bases List Price
228	54	16-18		Wood	4	62443/2	4-24	24,440	62444/2	4-24	24,540
228	60	16-18		Wood	4	62453/2	4-28	26,515	62454/2	4-28	26,630
228	66	18-20		Wood	4	62463/2	4-32	29,295	62464/2	4-32	29,410
228	72	18-20		wood	4	62473/2	4-32	30,785	62474/2	4-32	30,890
228	78	18-20		Wood	4	62483/2	4-32	32,870	62484/2	4-32	32,985
228	84	18-20		Wood	4	62493/2	4-36	34,885	62494/2	4-36	34,990
240	54	16-18		Wood	4	62503/2	4-24	25,880	62504/2	4-24	25,985
240	60	18-20		wood	4	62513/2	4-28	28,065	62514/2	4-28	28,175
240	66	18-20		Wood	4	62523/2	4-32	30,345	62524/2	4-32	30,460
240	72	18-20		Wood	4	62533/2	4-32	32,650	62534/2	4-32	32,755
240	78	18-20		Wood	4	62543/2	4-32	34,890	62544/2	4-32	34,995
240	84	18-20		Wood	4	62553/2	4-36	37,040	62554/2	4-36	38,265



6" ACCESS BASE

Specify edge type; add the two letter code after the model number.



Facet Edge "FC"



Taper Edge "TE"



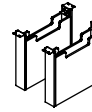
Flowform Edge "FF"  
5% upcharge  
laminite not available



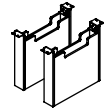
Camber Edge "CE"  
5% upcharge

\*Based on a chair width of 25".

No Trim



With Anodized Aluminum Trim

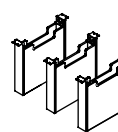


L" x D"	Sugg Seat Capacity	Top Finish	Top Sections	Model Number	Base Size"	2 Access Bases List Price	Model Number	Base Size"	2 Access Bases List Price
72 x 36	4-6	Wood	1	63011/2	2-19	5,760	63012/2	2-19	5,875
72 x 36	4-6	P-Lam	1	63011/5	2-19	5,015	63012/5	2-19	5,120
78 x 38	4-6	Wood	1	63021/2	2-19	6,220	63022/2	2-19	6,320
78 x 38	4-6	P-Lam	1	63021/5	2-19	5,355	63022/5	2-19	5,455
84 x 38	6-8	Wood	1	63031/2	2-19	6,460	63032/2	2-19	6,575
84 x 38	6-8	P-Lam	1	63031/5	2-19	5,555	63032/5	2-19	5,665
84 x 42	6-8	Wood	1	63041/2	2-19	6,875	63042/2	2-19	6,985
84 x 42	6-8	P-Lam	1	63041/5	2-19	5,865	63042/5	2-19	5,965
96 x 42	6-8	Wood	1	63051/2	2-19	7,490	63052/2	2-19	7,595
96 x 42	6-8	P-Lam	1	63051/5	2-19	6,320	63052/5	2-19	6,435
96 x 48	6-8	Wood	1	63061/2	2-24	8,195	63062/2	2-24	8,305
96 x 48	6-8	P-Lam	1	63061/5	2-24	6,860	63062/5	2-24	6,975
108 x 42	8-10	Wood	1	63071/2	2-19	8,095	63072/2	2-19	8,200
108 x 42	8-10	P-Lam	1	63071/5	2-19	6,795	63072/5	2-19	6,900
108 x 48	8-10	Wood	1	63081/2	2-24	8,885	63082/2	2-24	8,995
108 x 48	8-10	P-Lam	1	63081/5	2-24	7,390	63082/5	2-24	7,500
120 x 42	8-10	Wood	2	63091/2	2-19	9,350	63092/2	2-19	9,460
120 x 42	8-10	P-Lam	2	63091/5	2-19	7,990	63092/5	2-19	8,100
120 x 48	8-10	Wood	2	63101/2	2-24	10,315	63102/2	2-24	10,420
120 x 48	8-10	P-Lam	2	63101/5	2-24	8,655	63102/5	2-24	8,770
120 x 54	8-10	Wood	2	63111/2	2-24	11,440	63112/2	2-24	11,555
132 x 48	8-10	Wood	2	63121/2	2-24	11,265	63122/2	2-24	11,380
132 x 54	8-10	Wood	2	63131/2	2-24	12,390	63132/2	2-24	12,495

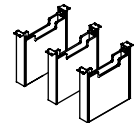
These models are constructed without support rails – bases are attached directly to tops.

\*Based on a chair width of 25".

No Trim



With Anodized Aluminum Trim



L" x D"	Sugg Seat Capacity	Top Finish	Top Sections	Model Number	Base Size"	3 Access Bases List Price	Model Number	Base Size"	3 Access Bases List Price
144 x 48	10-12	Wood	2	63141/2	3-24	13,135	63142/2	3-24	13,240
144 x 54	10-12	Wood	2	63151/2	3-24	14,275	63152/2	3-24	14,380
144 x 60	10-12	Wood	2	63161/2	3-28	15,370	63162/2	3-28	15,480
156 x 48	10-12	Wood	2	63171/2	3-24	14,070	63172/2	3-24	14,180
156 x 54	12-14	Wood	2	63181/2	3-24	15,320	63182/2	3-24	15,425
156 x 60	12-14	Wood	2	63191/2	3-28	16,535	63192/2	3-28	16,645
156 x 66	12-14	Wood	3	63201/2	3-32	17,875	63202/2	3-32	17,975
168 x 48	12-14	Wood	2	63211/2	3-24	15,675	63212/2	3-24	15,780
168 x 54	12-14	Wood	2	63221/2	3-24	17,050	63222/2	3-24	17,160
168 x 60	12-14	Wood	2	63231/2	3-28	18,400	63232/2	3-28	18,505
168 x 66	12-14	Wood	3	63241/2	3-32	19,845	63242/2	3-32	19,955

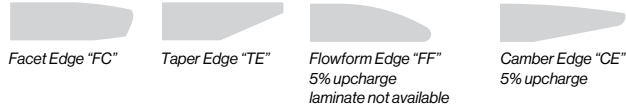
# VOX® CONFERENCE TABLES

RACETRACK SHAPE DESIGN – NIENKÄMPER

6" ACCESS BASE



Specify edge type; add the two letter code after the model number.



\*Based on a chair width of 25".

L"	x	D"	Sugg Seat Capacity	Top Finish	Top Sections	Model Number	Base Size"	No Trim 3 Access Bases List Price	Model Number	Base Size"	With Anodized Aluminum Trim 3 Access Bases List Price
180	48	12-14		Wood	3	63251/2	3-24	16,415	63252/2	3-24	16,525
180	54	14-16		Wood	3	63261/2	3-24	17,885	63262/2	3-24	17,985
180	60	14-16		Wood	3	63271/2	3-28	19,330	63272/2	3-28	19,435
180	66	14-16		Wood	3	63281/2	3-32	20,875	63282/2	3-32	20,985
180	72	14-16		Wood	3	63291/2	3-36	22,360	63292/2	3-36	22,470
192	54	14-16		Wood	4	63301/2	3-24	19,240	63302/2	3-24	19,350
192	60	14-16		Wood	4	63311/2	3-28	20,820	63312/2	3-28	20,925
192	66	14-16		Wood	4	63321/2	3-32	22,510	63322/2	3-32	22,615
192	72	14-16		Wood	4	63331/2	3-36	24,135	63332/2	3-36	24,250
204	54	14-16		Wood	4	63341/2	3-24	20,100	63342/2	3-24	20,205
204	60	16-18		Wood	4	63351/2	3-28	21,775	63352/2	3-28	21,885
204	66	16-18		Wood	4	63361/2	3-32	23,560	63362/2	3-32	23,660
204	72	16-18		Wood	4	63371/2	3-36	25,280	63372/2	3-36	25,390
204	78	16-18		Wood	4	63381/2	3-36	27,005	63382/2	3-36	27,110
216	54	16-18		Wood	4	63391/2	3-24	21,585	63392/2	3-24	21,695
216	60	16-18		Wood	4	63401/2	3-28	23,410	63402/2	3-28	23,515
216	66	16-18		Wood	4	63411/2	3-32	25,345	63412/2	3-32	25,450
216	72	16-18		Wood	4	63421/2	3-36	27,225	63422/2	3-36	27,340
216	78	16-18		Wood	4	63431/2	3-36	29,075	63432/2	3-36	29,190

\*Based on a chair width of 25".

L"	x	D"	Sugg Seat Capacity	Top Finish	Top Sections	Model Number	Base Size"	No Trim 4 Access Bases List Price	Model Number	Base Size"	With Anodized Aluminum Trim 4 Access Bases List Price
228	54	16-18		Wood	4	63441/2	4-24	23,800	63442/2	4-24	23,915
228	60	16-18		Wood	4	63451/2	4-28	25,785	63452/2	4-28	25,895
228	66	18-20		Wood	4	63461/2	4-32	28,485	63462/2	4-32	28,590
228	72	18-20		wood	4	63471/2	4-36	29,915	63472/2	4-36	30,015
228	78	18-20		Wood	4	63481/2	4-36	31,925	63482/2	4-36	32,035
228	84	18-20		Wood	4	63491/2	4-40	33,845	63492/2	4-40	33,950
240	54	16-18		Wood	4	63501/2	4-24	25,165	63502/2	4-24	25,270
240	60	18-20		wood	4	63511/2	4-28	27,290	63512/2	4-28	27,400
240	66	18-20		Wood	4	63521/2	4-32	29,495	63522/2	4-32	29,610
240	72	18-20		Wood	4	63531/2	4-36	31,695	63532/2	4-36	31,805
240	78	18-20		Wood	4	63541/2	4-36	33,875	63542/2	4-36	33,985
240	84	18-20		Wood	4	63551/2	4-40	35,950	63552/2	4-40	36,050



**8" ACCESS BASE**

**VOX® CONFERENCE TABLES**

RACETRACK SHAPE DESIGN - NIENKAMPER

Specify edge type; add the two letter code after the model number.



Facet Edge "FC"



Taper Edge "TE"



Flowform Edge "FF"  
5% upcharge  
laminite not available



Camber Edge "CE"  
5% upcharge

No Trim



With Anodized Aluminum Trim

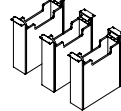


\*Based on a chair width of 25".

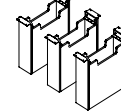
L" x D"	Sugg Seat Capacity	Top Finish	Top Sections	Model Number	Base Size"	2 Access Bases List Price	Model Number	Base Size"	2 Access Bases List Price
72 x 36	4-6	Wood	1	63013/2	2-19	5,760	63014/2	2-19	5,875
72 x 36	4-6	P-Lam	1	63013/5	2-19	5,015	63014/5	2-19	5,120
78 x 38	4-6	Wood	1	63023/2	2-19	6,220	63024/2	2-19	6,320
78 x 38	4-6	P-Lam	1	63023/5	2-19	5,355	63024/5	2-19	5,455
84 x 38	6-8	Wood	1	63033/2	2-19	6,460	63034/2	2-19	6,575
84 x 38	6-8	P-Lam	1	63033/5	2-19	5,555	63034/5	2-19	5,665
84 x 42	6-8	Wood	1	63043/2	2-19	6,875	63044/2	2-19	6,985
84 x 42	6-8	P-Lam	1	63043/5	2-19	5,865	63044/5	2-19	5,965
96 x 42	6-8	Wood	1	63053/2	2-19	7,490	63054/2	2-19	7,595
96 x 42	6-8	P-Lam	1	63053/5	2-19	6,320	63054/5	2-19	6,435
96 x 48	6-8	Wood	1	63063/2	2-24	8,195	63064/2	2-24	8,305
96 x 48	6-8	P-Lam	1	63063/5	2-24	6,860	63064/5	2-24	6,975
108 x 42	8-10	Wood	1	63073/2	2-19	8,095	63074/2	2-19	8,200
108 x 42	8-10	P-Lam	1	63073/5	2-19	6,795	63074/5	2-19	6,900
108 x 48	8-10	Wood	1	63083/2	2-24	8,885	63084/2	2-24	8,995
108 x 48	8-10	P-Lam	1	63083/5	2-24	7,390	63084/5	2-24	7,500
120 x 42	8-10	Wood	2	63093/2	2-19	9,350	63094/2	2-19	9,460
120 x 42	8-10	P-Lam	2	63093/5	2-19	7,990	63094/5	2-19	8,100
120 x 48	8-10	Wood	2	63103/2	2-24	10,315	63104/2	2-24	10,420
120 x 48	8-10	P-Lam	2	63103/5	2-24	8,655	63104/5	2-24	8,770
120 x 54	8-10	Wood	2	63113/2	2-24	11,440	63114/2	2-24	11,555
132 x 48	8-10	Wood	2	63123/2	2-24	11,265	63124/2	2-24	11,380
132 x 54	8-10	Wood	2	63133/2	2-24	12,390	63134/2	2-24	12,495

These models are constructed without support rails - bases are attached directly to tops.

No Trim



With Anodized Aluminum Trim



\*Based on a chair width of 25".

L" x D"	Sugg Seat Capacity	Top Finish	Top Sections	Model Number	Base Size"	3 Access Bases List Price	Model Number	Base Size"	3 Access Bases List Price
144 x 48	10-12	Wood	2	63143/2	3-24	13,135	63144/2	3-24	13,240
144 x 54	10-12	Wood	2	63153/2	3-24	14,275	63154/2	3-24	14,380
144 x 60	10-12	Wood	2	63163/2	3-28	15,370	63164/2	3-28	15,480
156 x 48	10-12	Wood	2	63173/2	3-24	14,070	63174/2	3-24	14,180
156 x 54	12-14	Wood	2	63183/2	3-24	15,320	63184/2	3-24	15,425
156 x 60	12-14	Wood	2	63193/2	3-28	16,535	63194/2	3-28	16,645
156 x 66	12-14	Wood	3	63203/2	3-32	17,875	63204/2	3-32	17,975
168 x 48	12-14	Wood	2	63213/2	3-24	15,675	63214/2	3-24	15,780
168 x 54	12-14	Wood	2	63223/2	3-24	17,050	63224/2	3-24	17,160
168 x 60	12-14	Wood	2	63233/2	3-28	18,400	63234/2	3-28	18,505
168 x 66	12-14	Wood	3	63243/2	3-32	19,845	63244/2	3-32	19,955

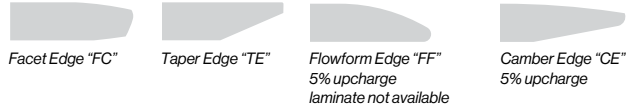
# VOX® CONFERENCE TABLES

RACETRACK SHAPE DESIGN – NIENKAMPER

8" ACCESS BASE



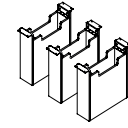
Specify edge type; add the two letter code after the model number.



\*Based on a chair width of 25".



With Anodized Aluminum Trim

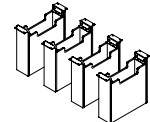


L" x D"	Sugg Seat Capacity	Top Finish	Top Sections	Model Number	Base Size"	3 Access Bases List Price	Model Number	Base Size"	3 Access Bases List Price
<b>180 48</b>	<b>12-14</b>	<b>Wood</b>	<b>3</b>	<b>63253/2</b>	<b>3-24</b>	<b>16,415</b>	<b>63254/2</b>	<b>3-24</b>	<b>16,525</b>
180 54	14-16	Wood	3	63263/2	3-24	17,885	63264/2	3-24	17,985
<b>180 60</b>	<b>14-16</b>	<b>Wood</b>	<b>3</b>	<b>63273/2</b>	<b>3-28</b>	<b>19,330</b>	<b>63274/2</b>	<b>3-28</b>	<b>19,435</b>
180 66	14-16	Wood	3	63283/2	3-32	20,875	63284/2	3-32	20,985
<b>180 72</b>	<b>14-16</b>	<b>Wood</b>	<b>3</b>	<b>63293/2</b>	<b>3-36</b>	<b>22,360</b>	<b>63294/2</b>	<b>3-36</b>	<b>22,470</b>
192 54	14-16	Wood	4	63303/2	3-24	19,240	63304/2	3-24	19,350
<b>192 60</b>	<b>14-16</b>	<b>Wood</b>	<b>4</b>	<b>63313/2</b>	<b>3-28</b>	<b>20,820</b>	<b>63314/2</b>	<b>3-28</b>	<b>20,925</b>
192 66	14-16	Wood	4	63323/2	3-32	22,510	63324/2	3-32	22,615
<b>192 72</b>	<b>14-16</b>	<b>Wood</b>	<b>4</b>	<b>63333/2</b>	<b>3-36</b>	<b>24,135</b>	<b>63334/2</b>	<b>3-36</b>	<b>24,250</b>
204 54	14-16	Wood	4	63343/2	3-24	20,100	63344/2	3-24	20,205
<b>204 60</b>	<b>16-18</b>	<b>Wood</b>	<b>4</b>	<b>63353/2</b>	<b>3-28</b>	<b>21,775</b>	<b>63354/2</b>	<b>3-28</b>	<b>21,885</b>
204 66	16-18	Wood	4	63363/2	3-32	23,560	63364/2	3-32	23,660
<b>204 72</b>	<b>16-18</b>	<b>Wood</b>	<b>4</b>	<b>63373/2</b>	<b>3-36</b>	<b>25,280</b>	<b>63374/2</b>	<b>3-36</b>	<b>25,390</b>
204 78	16-18	Wood	4	63383/2	3-36	27,005	63384/2	3-36	27,110
<b>216 54</b>	<b>16-18</b>	<b>Wood</b>	<b>4</b>	<b>63393/2</b>	<b>3-24</b>	<b>21,585</b>	<b>63394/2</b>	<b>3-24</b>	<b>21,695</b>
216 60	16-18	Wood	4	63403/2	3-28	23,410	63404/2	3-28	23,515
<b>216 66</b>	<b>16-18</b>	<b>Wood</b>	<b>4</b>	<b>63413/2</b>	<b>3-32</b>	<b>25,345</b>	<b>63414/2</b>	<b>3-32</b>	<b>25,450</b>
216 72	16-18	Wood	4	63423/2	3-36	27,225	63424/2	3-36	27,340
<b>216 78</b>	<b>16-18</b>	<b>Wood</b>	<b>4</b>	<b>63433/2</b>	<b>3-36</b>	<b>29,075</b>	<b>63434/2</b>	<b>3-36</b>	<b>29,190</b>

\*Based on a chair width of 25".



With Anodized Aluminum Trim



L" x D"	Sugg Seat Capacity	Top Finish	Top Sections	Model Number	Base Size"	4 Access Bases List Price	Model Number	Base Size"	4 Access Bases List Price
<b>228 54</b>	<b>16-18</b>	<b>Wood</b>	<b>4</b>	<b>63443/2</b>	<b>4-24</b>	<b>23,800</b>	<b>63444/2</b>	<b>4-24</b>	<b>23,915</b>
228 60	16-18	Wood	4	63453/2	4-28	25,785	63454/2	4-28	25,895
<b>228 66</b>	<b>18-20</b>	<b>Wood</b>	<b>4</b>	<b>63463/2</b>	<b>4-32</b>	<b>28,485</b>	<b>63464/2</b>	<b>4-32</b>	<b>28,590</b>
228 72	18-20	wood	4	63473/2	4-36	29,915	63474/2	4-36	30,015
<b>228 78</b>	<b>18-20</b>	<b>Wood</b>	<b>4</b>	<b>63483/2</b>	<b>4-36</b>	<b>31,925</b>	<b>63484/2</b>	<b>4-36</b>	<b>32,035</b>
228 84	18-20	Wood	4	63493/2	4-40	33,845	63494/2	4-40	33,950
<b>240 54</b>	<b>16-18</b>	<b>Wood</b>	<b>4</b>	<b>63503/2</b>	<b>4-24</b>	<b>25,165</b>	<b>63504/2</b>	<b>4-24</b>	<b>25,270</b>
240 60	18-20	wood	4	63513/2	4-28	27,290	63514/2	4-28	27,400
<b>240 66</b>	<b>18-20</b>	<b>Wood</b>	<b>4</b>	<b>63523/2</b>	<b>4-32</b>	<b>29,495</b>	<b>63524/2</b>	<b>4-32</b>	<b>29,610</b>
240 72	18-20	Wood	4	63533/2	4-36	31,695	63534/2	4-36	31,805
<b>240 78</b>	<b>18-20</b>	<b>Wood</b>	<b>4</b>	<b>63543/2</b>	<b>4-36</b>	<b>33,875</b>	<b>63544/2</b>	<b>4-36</b>	<b>33,985</b>
<b>240 84</b>	<b>18-20</b>	<b>Wood</b>	<b>4</b>	<b>63553/2</b>	<b>4-40</b>	<b>35,950</b>	<b>63554/2</b>	<b>4-40</b>	<b>36,050</b>





6" ACCESS BASE

Specify edge type; add the two letter code after the model number.



Facet Edge "FC"



Taper Edge "TE"

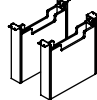


Flowform Edge "FF"  
5% upcharge  
laminates not available

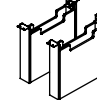


Camber Edge "CE"  
5% upcharge

No Trim



With Anodized Aluminum Trim



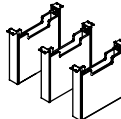
\*Based on a chair width of 25".

L" x D"	Sugg Seat Capacity	Top Finish	Top Sections	Model Number	Base Size "	2 Access Bases List Price	Model Number	Base Size "	2 Access Bases List Price
72 x 36	4-6	Wood	1	64011/2	2-19	5,710	64012/2	2-19	5,810
72 x 36	4-6	P-Lam	1	64011/5	2-19	4,970	64012/5	2-19	5,075
78 x 38	4-6	Wood	1	64021/2	2-19	6,140	64022/2	2-19	6,255
78 x 38	4-6	P-Lam	1	64021/5	2-19	5,300	64022/5	2-19	5,410
84 x 38	6-8	Wood	1	64031/2	2-19	6,400	64032/2	2-19	6,500
84 x 38	6-8	P-Lam	1	64031/5	2-19	5,500	64032/5	2-19	5,600
84 x 42	6-8	Wood	1	64041/2	2-19	6,800	64042/2	2-19	6,910
84 x 42	6-8	P-Lam	1	64041/5	2-19	5,795	64042/5	2-19	5,910
96 x 42	6-8	Wood	1	64051/2	2-19	7,390	64052/2	2-19	7,500
96 x 42	6-8	P-Lam	1	64051/5	2-19	6,245	64052/5	2-19	6,345
96 x 48	6-8	Wood	1	64061/2	2-24	8,090	64062/2	2-24	8,195
96 x 48	6-8	P-Lam	1	64061/5	2-24	6,795	64062/5	2-24	6,900
108 x 42	8-10	Wood	1	64071/2	2-19	7,985	64072/2	2-19	8,095
108 x 42	8-10	P-Lam	1	64071/5	2-19	6,715	64072/5	2-19	6,825
108 x 48	8-10	Wood	1	64081/2	2-24	8,770	64082/2	2-24	8,875
108 x 48	8-10	P-Lam	1	64081/5	2-24	7,315	64082/5	2-24	7,420
120 x 42	8-10	Wood	2	64091/2	2-19	9,335	64092/2	2-19	9,440
120 x 42	8-10	P-Lam	2	64091/5	2-19	7,910	64092/5	2-19	8,015
120 x 48	8-10	Wood	2	64101/2	2-24	10,180	64102/2	2-24	10,290
120 x 48	8-10	P-Lam	2	64101/5	2-24	8,555	64102/5	2-24	8,665
120 x 54	8-10	Wood	2	64111/2	2-24	11,280	64112/2	2-24	11,395
132 x 48	8-10	Wood	2	64121/2	2-24	11,105	64122/2	2-24	11,220
132 x 54	8-10	Wood	2	64131/2	2-24	12,225	64132/2	2-24	12,325

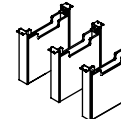
These models are constructed without support rails - bases are attached directly to tops.

\*Based on a chair width of 25".

No Trim



With Anodized Aluminum Trim



L" x D"	Sugg Seat Capacity	Top Finish	Top Sections	Model Number	Base Size "	3 Access Bases List Price	Model Number	Base Size "	3 Access Bases List Price
144 x 48	10-12	Wood	2	64141/2	3-24	12,975	64142/2	3-24	13,080
144 x 54	10-12	Wood	2	64151/2	3-24	14,100	64152/2	3-24	14,205
144 x 60	10-12	Wood	2	64161/2	3-28	15,170	64162/2	3-28	15,275
156 x 48	10-12	Wood	2	64171/2	3-24	13,885	64172/2	3-24	13,995
156 x 54	12-14	Wood	2	64181/2	3-24	15,105	64182/2	3-24	15,220
156 x 60	12-14	Wood	2	64191/2	3-28	16,320	64192/2	3-28	16,425
156 x 66	12-14	Wood	3	64201/2	3-32	17,625	64202/2	3-32	17,740
168 x 48	12-14	Wood	2	64211/2	3-24	15,470	64212/2	3-24	15,580
168 x 54	12-14	Wood	2	64221/2	3-24	16,815	64222/2	3-24	16,920
168 x 60	12-14	Wood	2	64231/2	3-28	18,145	64232/2	3-28	18,260
168 x 66	12-14	Wood	3	64241/2	3-32	19,560	64242/2	3-32	19,670

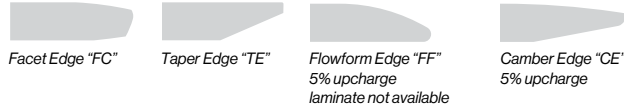
# VOX® CONFERENCE TABLES

RECTANGLE WAVE SHAPE DESIGN – NIENKÄMPER


6" ACCESS BASE



Specify edge type; add the two letter code after the model number.



\*Based on a chair width of 25".



L" x D"	Sugg Seat Capacity	Top Finish	Top Sections	Model Number	Base Size "	3 Access Bases List Price	Model Number	Base Size "	3 Access Bases List Price
<b>180 48</b>	<b>12-14</b>	<b>Wood</b>	<b>3</b>	<b>64251/2</b>	<b>3-24</b>	<b>16,200</b>	<b>64252/2</b>	<b>3-24</b>	<b>16,315</b>
180 54	14-16	Wood	3	64261/2	3-24	17,635	64262/2	3-24	17,750
<b>180 60</b>	<b>14-16</b>	<b>Wood</b>	<b>3</b>	<b>64271/2</b>	<b>3-28</b>	<b>19,045</b>	<b>64272/2</b>	<b>3-28</b>	<b>19,160</b>
180 66	14-16	Wood	3	64281/2	3-32	20,580	64282/2	3-32	20,690
<b>180 72</b>	<b>14-16</b>	<b>Wood</b>	<b>3</b>	<b>64291/2</b>	<b>3-36</b>	<b>22,030</b>	<b>64292/2</b>	<b>3-36</b>	<b>22,140</b>
192 54	14-16	Wood	4	64301/2	3-24	18,980	64302/2	3-24	19,085
<b>192 60</b>	<b>14-16</b>	<b>Wood</b>	<b>4</b>	<b>64311/2</b>	<b>3-28</b>	<b>20,520</b>	<b>64312/2</b>	<b>3-28</b>	<b>20,630</b>
192 66	14-16	Wood	4	64321/2	3-32	22,185	64322/2	3-32	22,295
<b>192 72</b>	<b>14-16</b>	<b>Wood</b>	<b>4</b>	<b>64331/2</b>	<b>3-36</b>	<b>23,780</b>	<b>64332/2</b>	<b>3-36</b>	<b>23,895</b>
204 54	14-16	Wood	4	64341/2	3-24	19,835	64342/2	3-24	19,945
<b>204 60</b>	<b>16-18</b>	<b>Wood</b>	<b>4</b>	<b>64351/2</b>	<b>3-28</b>	<b>21,470</b>	<b>64352/2</b>	<b>3-28</b>	<b>21,580</b>
204 66	16-18	Wood	4	64361/2	3-32	23,230	64362/2	3-32	23,335
<b>204 72</b>	<b>16-18</b>	<b>Wood</b>	<b>4</b>	<b>64371/2</b>	<b>3-36</b>	<b>24,910</b>	<b>64372/2</b>	<b>3-36</b>	<b>25,020</b>
204 78	16-18	Wood	4	64381/2	3-36	26,615	64382/2	3-36	26,720
<b>216 54</b>	<b>16-18</b>	<b>Wood</b>	<b>4</b>	<b>64391/2</b>	<b>3-24</b>	<b>21,275</b>	<b>64392/2</b>	<b>3-24</b>	<b>21,385</b>
216 60	16-18	Wood	4	64401/2	3-28	23,065	64402/2	3-28	23,175
<b>216 66</b>	<b>16-18</b>	<b>Wood</b>	<b>4</b>	<b>64411/2</b>	<b>3-32</b>	<b>24,980</b>	<b>64412/2</b>	<b>3-32</b>	<b>25,085</b>
216 72	16-18	Wood	4	64421/2	3-36	26,820	64422/2	3-36	26,925
<b>216 78</b>	<b>16-18</b>	<b>Wood</b>	<b>4</b>	<b>64431/2</b>	<b>3-36</b>	<b>28,635</b>	<b>64432/2</b>	<b>3-36</b>	<b>28,745</b>

\*Based on a chair width of 25".



L" x D"	Sugg Seat Capacity	Top Finish	Top Sections	Model Number	Base Size "	4 Access Bases List Price	Model Number	Base Size "	4 Access Bases List Price
<b>228 54</b>	<b>16-18</b>	<b>Wood</b>	<b>4</b>	<b>64441/2</b>	<b>4-24</b>	<b>23,470</b>	<b>64442/2</b>	<b>4-24</b>	<b>23,585</b>
228 60	16-18	Wood	4	64451/2	4-28	25,420	64452/2	4-28	25,530
<b>228 66</b>	<b>18-20</b>	<b>Wood</b>	<b>4</b>	<b>64461/2</b>	<b>4-32</b>	<b>28,060</b>	<b>64462/2</b>	<b>4-32</b>	<b>28,170</b>
228 72	18-20	wood	4	64471/2	4-36	29,475	64472/2	4-36	29,590
<b>228 78</b>	<b>18-20</b>	<b>Wood</b>	<b>4</b>	<b>64481/2</b>	<b>4-36</b>	<b>31,460</b>	<b>64482/2</b>	<b>4-36</b>	<b>31,570</b>
228 84	18-20	Wood	4	64491/2	4-40	33,345	64492/2	4-40	33,450
<b>240 54</b>	<b>16-18</b>	<b>Wood</b>	<b>4</b>	<b>64501/2</b>	<b>4-24</b>	<b>24,820</b>	<b>64502/2</b>	<b>4-24</b>	<b>24,925</b>
240 60	18-20	wood	4	64511/2	4-28	26,905	64512/2	4-28	27,015
<b>240 66</b>	<b>18-20</b>	<b>Wood</b>	<b>4</b>	<b>64521/2</b>	<b>4-32</b>	<b>29,070</b>	<b>64522/2</b>	<b>4-32</b>	<b>29,175</b>
240 72	18-20	Wood	4	64531/2	4-36	31,240	64532/2	4-36	31,355
<b>240 78</b>	<b>18-20</b>	<b>Wood</b>	<b>4</b>	<b>64541/2</b>	<b>4-36</b>	<b>33,380</b>	<b>64542/2</b>	<b>4-36</b>	<b>33,490</b>
<b>240 84</b>	<b>18-20</b>	<b>Wood</b>	<b>4</b>	<b>64551/2</b>	<b>4-40</b>	<b>35,405</b>	<b>64552/2</b>	<b>4-40</b>	<b>35,505</b>



8" ACCESS BASE

# VOX® CONFERENCE TABLES

RECTANGLE WAVE SHAPE DESIGN - NIENKAMPER

Specify edge type; add the two letter code after the model number.



Facet Edge "FC"



Taper Edge "TE"

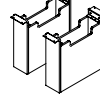


Flowform Edge "FF"  
5% upcharge  
laminite not available

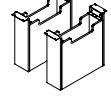


Camber Edge "CE"  
5% upcharge

No Trim



With Anodized Aluminum Trim

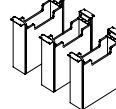


\*Based on a chair width of 25".

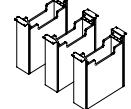
L" x D"	Sugg Seat Capacity	Top Finish	Top Sections	Model Number	Base Size "	2 Access Bases List Price	Model Number	Base Size "	2 Access Bases List Price
72 x 36	4-6	Wood	1	64013/2	2-19	5,710	64014/2	2-19	5,810
72 x 36	4-6	P-Lam	1	64013/5	2-19	4,970	64014/5	2-19	5,075
78 x 38	4-6	Wood	1	64023/2	2-19	6,140	64024/2	2-19	6,255
78 x 38	4-6	P-Lam	1	64023/5	2-19	5,300	64024/5	2-19	5,410
84 x 38	6-8	Wood	1	64033/2	2-19	6,400	64034/2	2-19	6,500
84 x 38	6-8	P-Lam	1	64033/5	2-19	5,500	64034/5	2-19	5,600
84 x 42	6-8	Wood	1	64043/2	2-19	6,800	64044/2	2-19	6,910
84 x 42	6-8	P-Lam	1	64043/5	2-19	5,795	64044/5	2-19	5,910
96 x 42	6-8	Wood	1	64053/2	2-19	7,390	64054/2	2-19	7,500
96 x 42	6-8	P-Lam	1	64053/5	2-19	6,245	64054/5	2-19	6,345
96 x 48	6-8	Wood	1	64063/2	2-24	8,090	64064/2	2-24	8,195
96 x 48	6-8	P-Lam	1	64063/5	2-24	6,795	64064/5	2-24	6,900
108 x 42	8-10	Wood	1	64073/2	2-19	7,985	64074/2	2-19	8,095
108 x 42	8-10	P-Lam	1	64073/5	2-19	6,715	64074/5	2-19	6,825
108 x 48	8-10	Wood	1	64083/2	2-24	8,770	64084/2	2-24	8,875
108 x 48	8-10	P-Lam	1	64083/5	2-24	7,315	64084/5	2-24	7,420
120 x 42	8-10	Wood	2	64093/2	2-19	9,335	64094/2	2-19	9,440
120 x 42	8-10	P-Lam	2	64093/5	2-19	7,910	64094/5	2-19	8,015
120 x 48	8-10	Wood	2	64103/2	2-24	10,180	64104/2	2-24	10,290
120 x 48	8-10	P-Lam	2	64103/5	2-24	8,555	64104/5	2-24	8,665
120 x 54	8-10	Wood	2	64113/2	2-24	11,280	64114/2	2-24	11,395
132 x 48	8-10	Wood	2	64123/2	2-24	11,105	64124/2	2-24	11,220
132 x 54	8-10	Wood	2	64133/2	2-24	12,225	64134/2	2-24	12,325

These models are constructed without support rails - bases are attached directly to tops.

No Trim



With Anodized Aluminum Trim



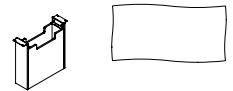
\*Based on a chair width of 25".

L" x D"	Sugg Seat Capacity	Top Finish	Top Sections	Model Number	Base Size "	3 Access Bases List Price	Model Number	Base Size "	3 Access Bases List Price
144 x 48	10-12	Wood	2	64143/2	3-24	12,975	64144/2	3-24	13,080
144 x 54	10-12	Wood	2	64153/2	3-24	14,100	64154/2	3-24	14,205
144 x 60	10-12	Wood	2	64163/2	3-28	15,170	64164/2	3-28	15,275
156 x 48	10-12	Wood	2	64173/2	3-24	13,885	64174/2	3-24	13,995
156 x 54	12-14	Wood	2	64183/2	3-24	15,105	64184/2	3-24	15,220
156 x 60	12-14	Wood	2	64193/2	3-28	16,320	64194/2	3-28	16,425
156 x 66	12-14	Wood	3	64203/2	3-32	17,625	64204/2	3-32	17,740
168 x 48	12-14	Wood	2	64213/2	3-24	15,470	64214/2	3-24	15,580
168 x 54	12-14	Wood	2	64223/2	3-24	16,815	64224/2	3-24	16,920
168 x 60	12-14	Wood	2	64233/2	3-28	18,145	64234/2	3-28	18,260
168 x 66	12-14	Wood	3	64243/2	3-32	19,560	64244/2	3-32	19,670

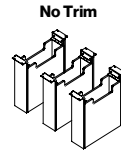
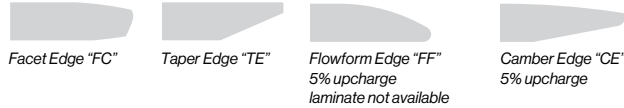
# VOX® CONFERENCE TABLES

RECTANGLE WAVE SHAPE DESIGN – NIENKÄMPER

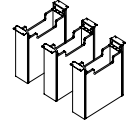
8" ACCESS BASE



Specify edge type; add the two letter code after the model number.



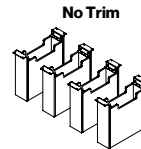
With Anodized Aluminum Trim



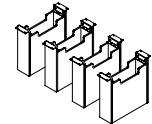
\*Based on a chair width of 25".

L" x D"	Sugg Seat Capacity	Top Finish	Top Sections	Model Number	Base Size "	3 Access Bases List Price	Model Number	Base Size "	3 Access Bases List Price
<b>180 48</b>	<b>12-14</b>	<b>Wood</b>	<b>3</b>	<b>64253/2</b>	<b>3-24</b>	<b>16,200</b>	<b>64254/2</b>	<b>3-24</b>	<b>16,315</b>
180 54	14-16	Wood	3	64263/2	3-24	17,635	64264/2	3-24	17,750
<b>180 60</b>	<b>14-16</b>	<b>Wood</b>	<b>3</b>	<b>64273/2</b>	<b>3-28</b>	<b>19,045</b>	<b>64274/2</b>	<b>3-28</b>	<b>19,160</b>
180 66	14-16	Wood	3	64283/2	3-32	20,580	64284/2	3-32	20,690
<b>180 72</b>	<b>14-16</b>	<b>Wood</b>	<b>3</b>	<b>64293/2</b>	<b>3-36</b>	<b>22,030</b>	<b>64294/2</b>	<b>3-36</b>	<b>22,140</b>
192 54	14-16	Wood	4	64303/2	3-24	18,980	64304/2	3-24	19,085
<b>192 60</b>	<b>14-16</b>	<b>Wood</b>	<b>4</b>	<b>64313/2</b>	<b>3-28</b>	<b>20,520</b>	<b>64314/2</b>	<b>3-28</b>	<b>20,630</b>
192 66	14-16	Wood	4	64323/2	3-32	22,185	64324/2	3-32	22,295
<b>192 72</b>	<b>14-16</b>	<b>Wood</b>	<b>4</b>	<b>64333/2</b>	<b>3-36</b>	<b>23,780</b>	<b>64334/2</b>	<b>3-36</b>	<b>23,895</b>
204 54	14-16	Wood	4	64343/2	3-24	19,835	64344/2	3-24	19,945
<b>204 60</b>	<b>16-18</b>	<b>Wood</b>	<b>4</b>	<b>64353/2</b>	<b>3-28</b>	<b>21,470</b>	<b>64354/2</b>	<b>3-28</b>	<b>21,580</b>
204 66	16-18	Wood	4	64363/2	3-32	23,230	64364/2	3-32	23,335
<b>204 72</b>	<b>16-18</b>	<b>Wood</b>	<b>4</b>	<b>64373/2</b>	<b>3-36</b>	<b>24,910</b>	<b>64374/2</b>	<b>3-36</b>	<b>25,020</b>
204 78	16-18	Wood	4	64383/2	3-36	26,615	64384/2	3-36	26,720
<b>216 54</b>	<b>16-18</b>	<b>Wood</b>	<b>4</b>	<b>64393/2</b>	<b>3-24</b>	<b>21,275</b>	<b>64394/2</b>	<b>3-24</b>	<b>21,385</b>
216 60	16-18	Wood	4	64403/2	3-28	23,065	64404/2	3-28	23,175
<b>216 66</b>	<b>16-18</b>	<b>Wood</b>	<b>4</b>	<b>64413/2</b>	<b>3-32</b>	<b>24,980</b>	<b>64414/2</b>	<b>3-32</b>	<b>25,085</b>
216 72	16-18	Wood	4	64423/2	3-36	26,820	64424/2	3-36	26,925
<b>216 78</b>	<b>16-18</b>	<b>Wood</b>	<b>4</b>	<b>64433/2</b>	<b>3-36</b>	<b>28,635</b>	<b>64434/2</b>	<b>3-36</b>	<b>28,745</b>

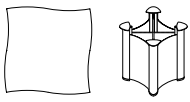
\*Based on a chair width of 25".



With Anodized Aluminum Trim



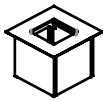
L" x D"	Sugg Seat Capacity	Top Finish	Top Sections	Model Number	Base Size "	4 Access Bases List Price	Model Number	Base Size "	4 Access Bases List Price
<b>228 54</b>	<b>16-18</b>	<b>Wood</b>	<b>4</b>	<b>64443/2</b>	<b>4-24</b>	<b>23,470</b>	<b>64444/2</b>	<b>4-24</b>	<b>23,585</b>
228 60	16-18	Wood	4	64453/2	4-28	25,420	64454/2	4-28	25,530
<b>228 66</b>	<b>18-20</b>	<b>Wood</b>	<b>4</b>	<b>64463/2</b>	<b>4-32</b>	<b>28,060</b>	<b>64464/2</b>	<b>4-32</b>	<b>28,170</b>
228 72	18-20	Wood	4	64473/2	4-36	29,475	64474/2	4-36	29,590
<b>228 78</b>	<b>18-20</b>	<b>Wood</b>	<b>4</b>	<b>64483/2</b>	<b>4-36</b>	<b>31,460</b>	<b>64484/2</b>	<b>4-36</b>	<b>31,570</b>
228 84	18-20	Wood	4	64493/2	4-40	33,345	64494/2	4-40	33,450
<b>240 54</b>	<b>16-18</b>	<b>Wood</b>	<b>4</b>	<b>64503/2</b>	<b>4-24</b>	<b>24,820</b>	<b>64504/2</b>	<b>4-24</b>	<b>24,925</b>
240 60	18-20	Wood	4	64513/2	4-28	26,905	64514/2	4-28	27,015
<b>240 66</b>	<b>18-20</b>	<b>Wood</b>	<b>4</b>	<b>64523/2</b>	<b>4-32</b>	<b>29,070</b>	<b>64524/2</b>	<b>4-32</b>	<b>29,175</b>
240 72	18-20	Wood	4	64533/2	4-36	31,240	64534/2	4-36	31,355
<b>240 78</b>	<b>18-20</b>	<b>Wood</b>	<b>4</b>	<b>64543/2</b>	<b>4-36</b>	<b>33,380</b>	<b>64544/2</b>	<b>4-36</b>	<b>33,490</b>
240 84	18-20	Wood	4	64553/2	4-40	35,405	64554/2	4-40	35,505



QUAD BASE



TAPER LEGS



ACCESS BASE

# VOX® CONFERENCE TABLES

SQUARE WAVE SHAPE

Specify edge type; add the two letter code after the model number.



Facet Edge "FC"



Taper Edge "TE"

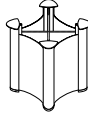


Flowform Edge "FF"  
5% upcharge  
laminate not available



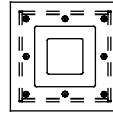
Camber Edge "CE"  
5% upcharge

Anodized Aluminum Base Ends

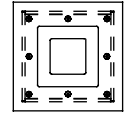


Single Square Access Base

No Trim



With Anodized Aluminum Trim



\*Based on a chair width of 25".

L	x	D	Sugg Seat Capacity	Top Finish	Top Sections	Model Number	Quad Base	List Price
42	42	2-4	2-4	Wood	1	22890/2	(26")	3,810
42	42	2-4	2-4	P-Lam	1	22890/5	(26")	3,350
48	48	2-4	2-4	Wood	1	22891/2	(26")	4,410
48	48	2-4	2-4	P-Lam	1	22891/5	(26")	3,810
54	54	4-6	4-6	Wood	1	22892/2	(30")	5,395
54	54	4-6	4-6	P-Lam	1	22892/5	(30")	4,615
60	60	6-8	6-8	Wood	1	22893/2	(36")	7,230
60	60	6-8	6-8	P-Lam	1	22893/5	(36")	6,230
66	66	6-8	6-8	Wood	2	22894/2	(42")	8,350
66	66	6-8	6-8	P-Lam	2	22894/5	(42")	7,145
72	72	6-8	6-8	Wood	2	22895/2	(48")	9,685
72	72	6-8	6-8	P-Lam	2	22895/5	(48")	8,230
78	78	8-10	8-10	Wood	2	22896/2	(48")	10,785
78	78	8-10	8-10	P-Lam	2	22896/5	(48")	9,075
84	84	8-10	8-10	Wood	2	22897/2	(54")	12,155
84	84	8-10	8-10	P-Lam	2	22897/5	(54")	10,150
90	90	8-10	8-10	Wood	2	22898/2	(60")	14,565
90	90	8-10	8-10	P-Lam	2	22898/5	(60")	11,490
96	96	10-12	10-12	Wood	2	22899/2	(66")	15,575
96	96	10-12	10-12	P-Lam	2	22899/5	(66")	12,885

Model Number	List Price	Model Number	List Price
65011/2	4,185	65012/2	4,300
65011/5	3,745	65012/5	3,855
65021/2	4,770	65022/2	4,880
65021/5	4,185	65022/5	4,300
65031/2	5,730	65032/2	5,835
65031/5	4,970	65032/5	5,075
65041/2	7,510	65042/2	7,620
65041/5	6,530	65042/5	6,640
65051/2	8,600	65052/2	8,705
65051/5	7,420	65052/5	7,530
65061/2	9,890	65062/2	10,000
65061/5	8,480	65062/5	8,595
65071/2	10,960	65072/2	11,070
65071/5	9,305	65072/5	9,410
65081/2	12,295	65082/2	12,410
65081/5	10,340	65082/5	10,450
65091/2	14,635	65092/2	14,740
65091/5	11,640	65092/5	11,755
65101/2	15,610	65102/2	15,720
65101/5	13,000	65102/5	13,110

42" and 48" Wave, Square and Round shape tables, with a Quad base, do not have a removable panel. The table is placed on its side for installing and removing cabling and wire management.

Quad base & Taper leg dimensions are shown as overall base diameter; Access base dimension is for one side of base.

Mirror-Polished



Metallic Silver Paint



\*Based on a chair width of 25".

L"	x	D"	Sugg Seat Capacity*	Top Finish	Top Sections	Model Number	Taper Legs	List Price	Model Number	Taper Legs	List Price
42	42	2-4	2-4	Wood	1	52001/2	(26")	5,500	54501/2	(26")	4,420
42	42	2-4	2-4	P-Lam	1	52001/5	(26")	5,030	54501/5	(26")	3,965
48	48	2-4	2-4	Wood	1	52002/2	(26")	6,130	54502/2	(26")	5,055
48	48	2-4	2-4	P-Lam	1	52002/5	(26")	5,535	54502/5	(26")	4,450
54	54	4-6	4-6	Wood	1	52003/2	(30")	7,025	54503/2	(30")	5,925
54	54	4-6	4-6	P-Lam	1	52003/5	(30")	6,245	54503/5	(30")	5,160
60	60	6-8	6-8	Wood	1	52004/2	(36")	7,995	54504/2	(36")	6,920
60	60	6-8	6-8	P-Lam	1	52004/5	(36")	6,990	54504/5	(36")	5,915
66	66	6-8	6-8	Wood	2	52005/2	(42")	8,970	54505/2	(42")	7,895
66	66	6-8	6-8	P-Lam	2	52005/5	(42")	7,755	54505/5	(42")	6,675
72	72	6-8	6-8	Wood	2	52006/2	(48")	10,180	54506/2	(48")	9,105
72	72	6-8	6-8	P-Lam	2	52006/5	(48")	8,705	54506/5	(48")	7,625
78	78	8-10	8-10	Wood	2	52007/2	(48")	11,260	54507/2	(48")	10,190
78	78	8-10	8-10	P-Lam	2	52007/5	(48")	9,550	54507/5	(48")	8,485
84	84	8-10	8-10	Wood	2	52008/2	(54")	12,530	54508/2	(54")	11,465
84	84	8-10	8-10	P-Lam	2	52008/5	(54")	10,535	54508/5	(54")	9,460
90	90	8-10	8-10	Wood	2	52009/2	(60")	14,025	54509/2	(60")	12,975
90	90	8-10	8-10	P-Lam	2	52009/5	(60")	11,720	54509/5	(60")	10,635
96	96	10-12	10-12	Wood	2	52010/2	(66")	15,570	54510/2	(66")	14,480
96	96	10-12	10-12	P-Lam	2	52010/5	(66")	12,875	54510/5	(66")	11,805

# VOX® CONFERENCE TABLES

SQUARE SHAPE

ACCESS BASE



TAPER LEGS



QUAD BASE



Specify edge type; add the two letter code after the model number.



Facet Edge "FC"



Taper Edge "TE"

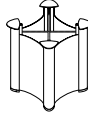


Flowform Edge "FF"  
5% upcharge  
laminate not available



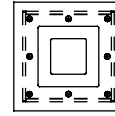
Camber Edge "CE"  
5% upcharge

Anodized Aluminum Base Ends

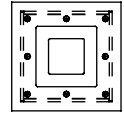


Single Square Access Base

No Trim



With Anodized Aluminum Trim



\*Based on a chair width of 25".

L	x	D	Sugg Seat Capacity	Top Finish	Top Sections	Model Number	Quad Base	List Price	Model Number	List Price	Model Number	List Price
42	42	2-4	2-4	Wood	1	22816/2	(26")	3,740	65111/2	4,120	65112/2	4,230
42	42	2-4	2-4	P-Lam	1	22816/5	(26")	3,310	65111/5	3,700	65112/5	3,810
48	48	2-4	2-4	Wood	1	22817/2	(26")	4,340	65121/2	4,700	65122/2	4,815
48	48	2-4	2-4	P-Lam	1	22817/5	(26")	3,740	65121/5	4,120	65122/5	4,230
54	54	4-6	4-6	Wood	1	22818/2	(30")	5,295	65131/2	5,625	65132/2	5,740
54	54	4-6	4-6	P-Lam	1	22818/5	(30")	4,535	65131/5	4,890	65132/5	5,005
60	60	6-8	6-8	Wood	1	22819/2	(36")	7,100	65141/2	7,380	65142/2	7,495
60	60	6-8	6-8	P-Lam	1	22819/5	(36")	6,120	65141/5	6,435	65142/5	6,540
66	66	6-8	6-8	Wood	2	22820/2	(42")	8,195	65151/2	8,450	65152/2	8,555
66	66	6-8	6-8	P-Lam	2	22820/5	(42")	7,030	65151/5	7,320	65152/5	7,425
72	72	6-8	6-8	Wood	2	22821/2	(48")	9,505	65161/2	9,715	65162/2	9,825
72	72	6-8	6-8	P-Lam	2	22821/5	(48")	8,085	65161/5	8,335	65162/5	8,445
78	78	8-10	8-10	Wood	2	22822/2	(48")	10,565	65171/2	10,745	65172/2	10,860
78	78	8-10	8-10	P-Lam	2	22822/5	(48")	8,905	65171/5	9,140	65172/5	9,245
84	84	8-10	8-10	Wood	2	22823/2	(54")	11,900	65181/2	12,045	65182/2	12,145
84	84	8-10	8-10	P-Lam	2	22823/5	(54")	9,945	65181/5	10,150	65182/5	10,255
90	90	8-10	8-10	Wood	2	22824/2	(60")	13,515	65191/2	13,610	65192/2	13,720
90	90	8-10	8-10	P-Lam	2	22824/5	(60")	11,280	65191/5	11,440	65192/5	11,555
96	96	10-12	10-12	Wood	2	22825/2	(66")	15,240	65201/2	15,285	65202/2	15,395
96	96	10-12	10-12	P-Lam	2	22825/5	(66")	12,635	65201/5	12,755	65202/5	12,860

42" and 48" Wave, Square and Round shape tables, with a Quad base, do not have a removable panel. The table is placed on its side for installing and removing cabling and wire management.

Quad base & Taper leg dimensions are shown as overall base diameter; Access base dimension is for one side of base.

Mirror-Polished



Metallic Silver Paint



\*Based on a chair width of 25".

L"	x	D"	Sugg Seat Capacity*	Top Finish	Top Sections	Model Number	Taper Legs	List Price	Model Number	Taper Legs	List Price
42	42	2-4	2-4	Wood	1	52201/2	(26")	5,440	54601/2	(26")	4,355
42	42	2-4	2-4	P-Lam	1	52201/5	(26")	4,990	54601/5	(26")	3,910
48	48	2-4	2-4	Wood	1	52202/2	(26")	6,065	54602/2	(26")	4,975
48	48	2-4	2-4	P-Lam	1	52202/5	(26")	5,475	54602/5	(26")	4,390
54	54	4-6	4-6	Wood	1	52203/2	(30")	6,920	54603/2	(30")	5,855
54	54	4-6	4-6	P-Lam	1	52203/5	(30")	6,145	54603/5	(30")	5,080
60	60	6-8	6-8	Wood	1	52204/2	(36")	7,875	54604/2	(36")	6,810
60	60	6-8	6-8	P-Lam	1	52204/5	(36")	6,895	54604/5	(36")	5,825
66	66	6-8	6-8	Wood	2	52205/2	(42")	8,820	54605/2	(42")	7,740
66	66	6-8	6-8	P-Lam	2	52205/5	(42")	7,650	54605/5	(42")	6,560
72	72	6-8	6-8	Wood	2	52206/2	(48")	9,990	54606/2	(48")	8,895
72	72	6-8	6-8	P-Lam	2	52206/5	(48")	8,560	54606/5	(48")	7,485
78	78	8-10	8-10	Wood	2	52207/2	(48")	11,050	54607/2	(48")	9,980
78	78	8-10	8-10	P-Lam	2	52207/5	(48")	9,385	54607/5	(48")	8,310
84	84	8-10	8-10	Wood	2	52208/2	(54")	12,280	54608/2	(54")	11,205
84	84	8-10	8-10	P-Lam	2	52208/5	(54")	10,240	54608/5	(54")	9,255
90	90	8-10	8-10	Wood	2	52209/2	(60")	13,745	54609/2	(60")	12,655
90	90	8-10	8-10	P-Lam	2	52209/5	(60")	11,485	54609/5	(60")	10,410
96	96	10-12	10-12	Wood	2	52210/2	(66")	15,235	54610/2	(66")	14,160
96	96	10-12	10-12	P-Lam	2	52210/5	(66")	12,630	54610/5	(66")	11,550



QUAD BASE



TAPER BASE



ACCESS BASE

# VOX® CONFERENCE TABLES

ROUND SHAPE

Specify edge type; add the two letter code after the model number.



Facet Edge "FC"



Taper Edge "TE"

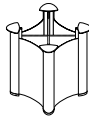


Flowform Edge "FF"  
5% upcharge  
laminates not available



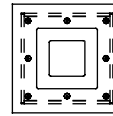
Camber Edge "CE"  
5% upcharge

Anodized Aluminum Base Ends

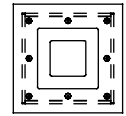


Single Square Access Base

No Trim



With Anodized Aluminum Trim



\*Based on a chair width of 25".

L x D	Sugg Seat Capacity	Top Finish	Top Sections	Model Number	Quad Base	List Price
<b>42 dia.</b>	<b>3 - 5</b>	<b>Wood</b>	<b>1</b>	<b>22802/2</b>	<b>(26")</b>	<b>3,840</b>
42 dia.	3 - 5	P-Lam	1	22802/5	(26")	3,370
<b>48 dia.</b>	<b>3 - 5</b>	<b>Wood</b>	<b>1</b>	<b>22803/2</b>	<b>(26")</b>	<b>4,450</b>
48 dia.	3 - 5	P-Lam	1	22803/5	(26")	3,840
<b>54 dia.</b>	<b>4 - 6</b>	<b>Wood</b>	<b>1</b>	<b>22804/2</b>	<b>(30")</b>	<b>5,465</b>
54 dia.	4 - 6	P-Lam	1	22804/5	(30")	4,665
<b>60 dia.</b>	<b>5 - 7</b>	<b>Wood</b>	<b>1</b>	<b>22805/2</b>	<b>(36")</b>	<b>7,310</b>
60 dia.	5 - 7	P-Lam	1	22805/5	(36")	6,285
<b>66 dia.</b>	<b>5 - 7</b>	<b>Wood</b>	<b>2</b>	<b>22806/2</b>	<b>(42")</b>	<b>8,450</b>
66 dia.	5 - 7	P-Lam	2	22806/5	(42")	7,225
<b>72 dia.</b>	<b>6 - 8</b>	<b>Wood</b>	<b>2</b>	<b>22807/2</b>	<b>(48")</b>	<b>9,810</b>
72 dia.	6 - 8	P-Lam	2	22807/5	(48")	8,330
<b>78 dia.</b>	<b>7 - 9</b>	<b>Wood</b>	<b>2</b>	<b>22808/2</b>	<b>(48")</b>	<b>10,940</b>
78 dia.	7 - 9	P-Lam	2	22808/5	(48")	9,185
<b>84 dia.</b>	<b>8 - 10</b>	<b>Wood</b>	<b>2</b>	<b>22809/2</b>	<b>(54")</b>	<b>12,325</b>
84 dia.	8 - 10	P-Lam	2	22809/5	(54")	10,285
<b>90 dia.</b>	<b>8 - 10</b>	<b>Wood</b>	<b>2</b>	<b>22810/2</b>	<b>(60")</b>	<b>14,020</b>
90 dia.	8 - 10	P-Lam	2	22810/5	(60")	11,655
<b>96 dia.</b>	<b>9 - 11</b>	<b>Wood</b>	<b>2</b>	<b>22811/2</b>	<b>(66")</b>	<b>15,800</b>
96 dia.	9 - 11	P-Lam	2	22811/5	(66")	13,060

Model Number	List Price	Model Number	List Price
<b>65211/2</b>	<b>4,215</b>	<b>65212/2</b>	<b>4,325</b>
65211/5	3,760	65212/5	3,870
<b>65221/2</b>	<b>4,815</b>	<b>65222/2</b>	<b>4,915</b>
65221/5	4,215	65222/5	4,325
<b>65231/2</b>	<b>5,795</b>	<b>65232/2</b>	<b>5,910</b>
65231/5	5,020	65232/5	5,125
<b>65241/2</b>	<b>7,585</b>	<b>65242/2</b>	<b>7,695</b>
65241/5	6,595	65242/5	6,695
<b>65251/2</b>	<b>8,695</b>	<b>65252/2</b>	<b>8,805</b>
65251/5	7,505	65252/5	7,615
<b>65261/2</b>	<b>10,010</b>	<b>65262/2</b>	<b>10,120</b>
65261/5	8,575	65262/5	8,685
<b>65271/2</b>	<b>11,105</b>	<b>65272/2</b>	<b>11,220</b>
65271/5	9,410	65272/5	9,520
<b>65281/2</b>	<b>12,460</b>	<b>65282/2</b>	<b>12,570</b>
65281/5	10,480	65282/5	10,585
<b>65291/2</b>	<b>14,105</b>	<b>65292/2</b>	<b>14,210</b>
65291/5	11,805	65292/5	11,920
<b>65301/2</b>	<b>15,825</b>	<b>65302/2</b>	<b>15,935</b>
65301/5	13,170	65302/5	13,280

42" and 48" Wave, Square and Round shape tables, with a Quad base, do not have a removable panel. The table is placed on its side for installing and removing cabling and wire management.

Quad base & Taper leg dimensions are shown as overall base diameter; Access base dimension is for one side of base.

Mirror-Polished



Metallic Silver Paint



\*Based on a chair width of 25".

L" x D"	Sugg Seat Capacity*	Top Finish	Top Sections	Model Number	Taper Legs	List Price	Model Number	Taper Legs	List Price
<b>42 dia.</b>	<b>3 - 5</b>	<b>Wood</b>	<b>1</b>	<b>52401/2</b>	<b>(26")</b>	<b>5,535</b>	54701/2	(26")	<b>4,450</b>
42 dia.	3 - 5	P-Lam	1	52401/5	(26")	5,065	54701/5	(26")	3,985
<b>48 dia.</b>	<b>3 - 5</b>	<b>Wood</b>	<b>1</b>	<b>52402/2</b>	<b>(26")</b>	<b>6,170</b>	54702/2	(26")	<b>5,110</b>
48 dia.	3 - 5	P-Lam	1	52402/5	(26")	5,565	54702/5	(26")	4,490
<b>54 dia.</b>	<b>4 - 6</b>	<b>Wood</b>	<b>1</b>	<b>52403/2</b>	<b>(30")</b>	<b>7,075</b>	54703/2	(30")	<b>6,015</b>
54 dia.	4 - 6	P-Lam	1	52403/5	(30")	6,285	54703/5	(30")	5,210
<b>60 dia.</b>	<b>5 - 7</b>	<b>Wood</b>	<b>1</b>	<b>52404/2</b>	<b>(36")</b>	<b>8,085</b>	54704/2	(36")	<b>7,015</b>
60 dia.	5 - 7	P-Lam	1	52404/5	(36")	7,060	54704/5	(36")	5,985
<b>66 dia.</b>	<b>5 - 7</b>	<b>Wood</b>	<b>2</b>	<b>52405/2</b>	<b>(42")</b>	<b>9,075</b>	54705/2	(42")	<b>7,995</b>
66 dia.	5 - 7	P-Lam	2	52405/5	(42")	7,845	54705/5	(42")	6,760
<b>72 dia.</b>	<b>6 - 8</b>	<b>Wood</b>	<b>2</b>	<b>52406/2</b>	<b>(48")</b>	<b>10,290</b>	54706/2	(48")	<b>9,215</b>
72 dia.	6 - 8	P-Lam	2	52406/5	(48")	8,795	54706/5	(48")	7,720
<b>78 dia.</b>	<b>7 - 9</b>	<b>Wood</b>	<b>2</b>	<b>52407/2</b>	<b>(48")</b>	<b>11,415</b>	54707/2	(48")	<b>10,340</b>
78 dia.	7 - 9	P-Lam	2	52407/5	(48")	9,670	54707/5	(48")	8,600
<b>84 dia.</b>	<b>8 - 10</b>	<b>Wood</b>	<b>2</b>	<b>52408/2</b>	<b>(54")</b>	<b>12,700</b>	54708/2	(54")	<b>11,625</b>
84 dia.	8 - 10	P-Lam	2	52408/5	(54")	10,660	54708/5	(54")	9,590
<b>90 dia.</b>	<b>8 - 10</b>	<b>Wood</b>	<b>2</b>	<b>52409/2</b>	<b>(60")</b>	<b>14,240</b>	54709/2	(60")	<b>13,170</b>
90 dia.	8 - 10	P-Lam	2	52409/5	(60")	11,870	54709/5	(60")	10,785
<b>96 dia.</b>	<b>9 - 11</b>	<b>Wood</b>	<b>2</b>	<b>52410/2</b>	<b>(66")</b>	<b>15,790</b>	54710/2	(66")	<b>14,720</b>
96 dia.	9 - 11	P-Lam	2	52410/5	(66")	13,045	54710/5	(66")	11,970





6" ACCESS BASE

Specify edge type; add the two letter code after the model number.



Facet Edge "FC"



Taper Edge "TE"

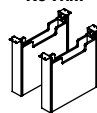


Flowform Edge "FF"  
5% upcharge  
laminates not available

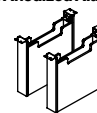


Camber Edge "CE"  
5% upcharge

No Trim



With Anodized Aluminum Trim

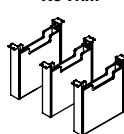


\*Based on a chair width of 25".

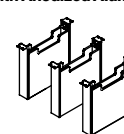
L" x D"	Sugg Seat Capacity	Top Finish	Top Sections	Model Number	Base Size"	2 Access Bases List Price	Model Number	Base Size"	2 Access Bases List Price
84 33-48	5-7	Wood	1	66011/2	2-24	6,950	66012/2	2-24	7,055
84 33-48	5-7	P-Lam	1	66011/5	2-24	5,955	66012/5	2-24	6,070
84 38-54	5-7	Wood	1	66021/2	2-24	7,550	66022/2	2-24	7,665
84 38-54	5-7	P-Lam	1	66021/5	2-24	6,445	66022/5	2-24	6,555
96 33-48	5-7	Wood	1	66031/2	2-24	7,550	66032/2	2-24	7,665
96 33-48	5-7	P-Lam	1	66031/5	2-24	6,420	66032/5	2-24	6,520
96 38-54	5-7	Wood	1	66041/2	2-24	8,300	66042/2	2-24	8,410
96 38-54	5-7	P-Lam	1	66041/5	2-24	7,015	66042/5	2-24	7,130
96 43-60	5-7	Wood	1	66051/2	2-28	8,970	66052/2	2-28	9,075
96 43-60	5-7	P-Lam	1	66051/5	2-28	7,525	66052/5	2-28	7,635
108 38-54	7-9	Wood	1	66061/2	2-24	9,075	66062/2	2-24	9,185
108 38-54	7-9	P-Lam	1	66061/5	2-24	7,605	66062/5	2-24	7,715
108 43-60	7-9	Wood	1	66071/2	2-28	9,815	66072/2	2-28	9,925
108 43-60	7-9	P-Lam	1	66071/5	2-28	8,195	66072/5	2-28	8,305
120 38-54	7-9	Wood	2	66081/2	2-24	10,525	66082/2	2-24	10,635
120 38-54	7-9	P-Lam	2	66081/5	2-24	8,900	66082/5	2-24	9,010
120 43-60	7-9	Wood	2	66091/2	2-28	11,445	66092/2	2-28	11,560
120 43-60	7-9	P-Lam	2	66091/5	2-28	9,625	66092/5	2-28	9,735
132 38-54	7-9	Wood	2	66101/2	2-24	11,390	66102/2	2-24	11,500
132 38-54	7-9	P-Lam	2	66101/5	2-24	9,590	66102/5	2-24	9,700
132 43-60	7-9	Wood	2	66111/2	2-28	12,410	66112/2	2-28	12,510
132 43-60	7-9	P-Lam	2	66111/5	2-28	10,375	66112/5	2-28	10,490
132 48-66	7-9	Wood	3	66121/2	2-32	13,290	66122/2	2-32	13,400
132 48-66	7-9	P-Lam	3	66121/5	2-32	11,065	66122/5	2-32	11,180

\*These models are constructed without support rails - bases are attached directly to tops.

No Trim



With Anodized Aluminum Trim



\*Based on a chair width of 25".

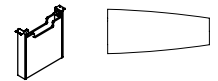
L" x D"	Sugg Seat Capacity	Top Finish	Top Sections	Model Number	Base Size"	3 Access Bases List Price	Model Number	Base Size"	3 Access Bases List Price
144 38-54	9-11	Wood	2	66131/2	3-24	13,460	66132/2	3-24	13,570
144 38-54	9-11	P-Lam	2	66131/5	3-24	11,470	66132/5	3-24	11,585
144 43-60	9-11	Wood	2	66141/2	3-28	14,580	66142/2	3-28	14,690
144 43-60	9-11	P-Lam	2	66151/5	3-28	12,330	66152/5	3-28	12,445
144 48-66	9-11	Wood	3	66161/2	3-32	15,550	66162/2	3-32	15,660
144 48-66	9-11	P-Lam	3	66171/5	3-32	13,105	66172/5	3-32	13,210
156 43-60	9-11	wood	2	66181/2	3-28	15,515	66182/2	3-28	15,620
156 43-60	9-11	P-Lam	2	66191/5	3-28	13,075	66192/5	3-28	13,185
156 48-66	9-11	Wood	3	66201/2	3-32	16,570	66202/2	3-32	16,685
156 48-66	9-11	P-Lam	3	66211/5	3-32	13,895	66212/5	3-32	14,005
168 43-60	11-13	wood	2	66221/2	3-28	17,535	66222/2	3-28	17,635
168 43-60	11-13	P-Lam	2	66231/5	3-28	14,340	66232/5	3-28	14,450
168 48-66	11-13	Wood	3	66241/2	3-32	18,270	66242/2	3-32	18,375



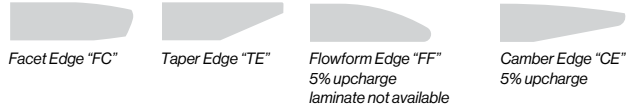
# VOX® CONFERENCE TABLES

VISTA™ SHAPE (CLOSED) DESIGN – NIENKÄMPER

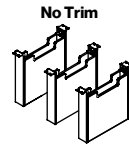
6" ACCESS BASE



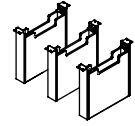
Specify edge type; add the two letter code after the model number.



\*Based on a chair width of 25".



With Anodized Aluminum Trim

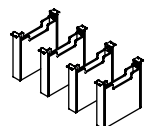


L" x D"	Sugg Seat Capacity	Top Finish	Top Sections	Model Number	Base Size "	3 Access Bases List Price	Model Number	Base Size "	3 Access Bases List Price
<b>180 38-54</b>	<b>11-13</b>	<b>Wood</b>	<b>3</b>	<b>66251/2</b>	<b>3-24</b>	<b>16,650</b>	<b>66252/2</b>	<b>3-24</b>	<b>16,755</b>
180 43-60	11-13	Wood	3	66261/2	3-28	17,935	66262/2	3-28	18,050
<b>180 48-66</b>	<b>11-13</b>	<b>Wood</b>	<b>3</b>	<b>66271/2</b>	<b>3-32</b>	<b>19,345</b>	<b>66272/2</b>	<b>3-32</b>	<b>19,450</b>
180 53-72	12-14	Wood	3	66281/2	3-36	20,790	66282/2	3-36	20,895
<b>180 58-78</b>	<b>12-14</b>	<b>Wood</b>	<b>3</b>	<b>66291/2</b>	<b>3-36</b>	<b>22,090</b>	<b>66292/2</b>	<b>3-36</b>	<b>22,200</b>
180 63-84	12-14	Wood	4	66301/2	3-40	23,450	66302/2	3-40	23,565
<b>192 38-54</b>	<b>11-13</b>	<b>Wood</b>	<b>4</b>	<b>66311/2</b>	<b>3-24</b>	<b>17,605</b>	<b>66312/2</b>	<b>3-24</b>	<b>17,720</b>
192 43-60	11-13	Wood	4	66321/2	3-28	19,130	66322/2	3-28	19,240
<b>192 48-66</b>	<b>11-13</b>	<b>Wood</b>	<b>4</b>	<b>66331/2</b>	<b>3-32</b>	<b>20,495</b>	<b>66332/2</b>	<b>3-32</b>	<b>20,610</b>
192 53-72	12-14	Wood	4	66341/2	3-36	22,035	66342/2	3-36	22,145
<b>192 58-78</b>	<b>12-14</b>	<b>Wood</b>	<b>4</b>	<b>66351/2</b>	<b>3-36</b>	<b>23,725</b>	<b>66352/2</b>	<b>3-36</b>	<b>23,825</b>
192 63-84	12-14	Wood	4	66361/2	3-40	24,905	66362/2	3-40	25,015
<b>204 38-54</b>	<b>13-15</b>	<b>Wood</b>	<b>4</b>	<b>66371/2</b>	<b>3-24</b>	<b>18,500</b>	<b>66372/2</b>	<b>3-24</b>	<b>18,615</b>
204 43-60	13-15	Wood	4	66381/2	3-28	19,970	66382/2	3-28	20,080
<b>204 48-66</b>	<b>13-15</b>	<b>Wood</b>	<b>4</b>	<b>66391/2</b>	<b>3-32</b>	<b>21,595</b>	<b>66392/2</b>	<b>3-32</b>	<b>21,705</b>
204 53-72	14-16	Wood	4	66401/2	3-36	23,250	66402/2	3-36	23,365
<b>204 58-78</b>	<b>14-16</b>	<b>Wood</b>	<b>4</b>	<b>66411/2</b>	<b>3-36</b>	<b>24,740</b>	<b>66412/2</b>	<b>3-36</b>	<b>24,850</b>
204 63-84	14-16	Wood	4	66421/2	3-40	26,295	66422/2	3-40	26,400
<b>216 38-54</b>	<b>13-15</b>	<b>Wood</b>	<b>4</b>	<b>66431/2</b>	<b>3-24</b>	<b>19,520</b>	<b>66432/2</b>	<b>3-24</b>	<b>19,625</b>
216 43-60	13-15	Wood	4	66441/2	3-28	21,265	66442/2	3-28	21,375
<b>216 48-66</b>	<b>13-15</b>	<b>Wood</b>	<b>4</b>	<b>66451/2</b>	<b>3-32</b>	<b>22,830</b>	<b>66452/2</b>	<b>3-32</b>	<b>22,935</b>
216 53-72	14-16	Wood	4	66461/2	3-36	24,560	66462/2	3-36	24,670
<b>216 58-78</b>	<b>14-16</b>	<b>Wood</b>	<b>4</b>	<b>66471/2</b>	<b>3-36</b>	<b>26,330</b>	<b>66472/2</b>	<b>3-36</b>	<b>26,445</b>
216 63-84	14-16	Wood	4	66481/2	3-40	27,390	66482/2	3-40	27,500

\*Based on a chair width of 25".



With Anodized Aluminum Trim



L" x D"	Sugg Seat Capacity	Top Finish	Top Sections	Model Number	Base Size "	4 Access Bases List Price	Model Number	Base Size "	4 Access Bases List Price
<b>228 38-54</b>	<b>15-17</b>	<b>Wood</b>	<b>4</b>	<b>66491/2</b>	<b>4-24</b>	<b>21,495</b>	<b>66492/2</b>	<b>4-24</b>	<b>21,605</b>
228 43-60	15-17	Wood	4	66501/2	4-28	23,480	66502/2	4-28	23,595
<b>228 48-66</b>	<b>15-17</b>	<b>Wood</b>	<b>4</b>	<b>66511/2</b>	<b>4-32</b>	<b>25,150</b>	<b>66512/2</b>	<b>4-32</b>	<b>25,255</b>
228 53-72	16-18	wood	4	66521/2	4-36	27,005	66522/2	4-36	27,110
<b>228 58-78</b>	<b>16-18</b>	<b>Wood</b>	<b>4</b>	<b>66531/2</b>	<b>4-36</b>	<b>28,795</b>	<b>66532/2</b>	<b>4-36</b>	<b>28,905</b>
228 63-84	16-18	Wood	4	66541/2	4-40	30,590	66542/2	4-40	30,700
<b>240 38-54</b>	<b>15-17</b>	<b>Wood</b>	<b>4</b>	<b>66551/2</b>	<b>4-24</b>	<b>22,710</b>	<b>66552/2</b>	<b>4-24</b>	<b>22,820</b>
240 43-60	15-17	wood	4	66561/2	4-28	24,640	66562/2	4-28	24,745
<b>240 48-66</b>	<b>15-17</b>	<b>Wood</b>	<b>4</b>	<b>66571/2</b>	<b>4-32</b>	<b>26,425</b>	<b>66572/2</b>	<b>4-32</b>	<b>26,535</b>
240 53-72	16-18	Wood	4	66581/2	4-36	28,390	66582/2	4-36	28,505
<b>240 58-78</b>	<b>16-18</b>	<b>Wood</b>	<b>4</b>	<b>66591/2</b>	<b>4-36</b>	<b>30,280</b>	<b>66592/2</b>	<b>4-36</b>	<b>30,380</b>
<b>240 63-84</b>	<b>16-18</b>	<b>Wood</b>	<b>4</b>	<b>66601/2</b>	<b>4-40</b>	<b>32,175</b>	<b>66602/2</b>	<b>4-40</b>	<b>32,290</b>



8" ACCESS BASE

# VOX® CONFERENCE TABLES

VISTA™ SHAPE (CLOSED) DESIGN - NIENKAMPER

Specify edge type; add the two letter code after the model number.



Facet Edge "FC"



Taper Edge "TE"

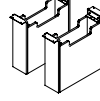


Flowform Edge "FF"  
5% upcharge  
laminates not available

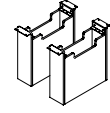


Camber Edge "CE"  
5% upcharge

No Trim



With Anodized Aluminum Trim

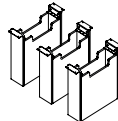


\*Based on a chair width of 25".

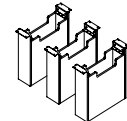
L" x D"	Sugg Seat Capacity	Top Finish	Top Sections	Model Number	Base Size "	2 Access Bases List Price	Model Number	Base Size "	2 Access Bases List Price
<b>84 33-48</b>	<b>5-7</b>	<b>Wood</b>	<b>1</b>	<b>66013/2</b>	<b>2-24</b>	<b>6,950</b>	<b>66014/2</b>	<b>2-24</b>	<b>7,055</b>
84 33-48	5-7	P-Lam	1	66013/5	2-24	5,955	66014/5	2-24	6,070
<b>84 38-54</b>	<b>5-7</b>	<b>Wood</b>	<b>1</b>	<b>66023/2</b>	<b>2-24</b>	<b>7,550</b>	<b>66024/2</b>	<b>2-24</b>	<b>7,665</b>
84 38-54	5-7	P-Lam	1	66023/5	2-24	6,445	66024/5	2-24	6,555
<b>96 33-48</b>	<b>5-7</b>	<b>Wood</b>	<b>1</b>	<b>66033/2</b>	<b>2-24</b>	<b>7,550</b>	<b>66034/2</b>	<b>2-24</b>	<b>7,665</b>
96 33-48	5-7	P-Lam	1	66033/5	2-24	6,420	66034/5	2-24	6,520
<b>96 38-54</b>	<b>5-7</b>	<b>Wood</b>	<b>1</b>	<b>66043/2</b>	<b>2-24</b>	<b>8,300</b>	<b>66044/2</b>	<b>2-24</b>	<b>8,410</b>
96 38-54	5-7	P-Lam	1	66043/5	2-24	7,015	66044/5	2-24	7,130
<b>96 43-60</b>	<b>5-7</b>	<b>Wood</b>	<b>1</b>	<b>66053/2</b>	<b>2-28</b>	<b>8,970</b>	<b>66054/2</b>	<b>2-28</b>	<b>9,075</b>
96 43-60	5-7	P-Lam	1	66053/5	2-28	7,525	66054/5	2-28	7,635
<b>108 38-54</b>	<b>7-9</b>	<b>Wood</b>	<b>1</b>	<b>66063/2</b>	<b>2-24</b>	<b>9,075</b>	<b>66064/2</b>	<b>2-24</b>	<b>9,185</b>
108 38-54	7-9	P-Lam	1	66063/5	2-24	7,605	66064/5	2-24	7,715
<b>108 43-60</b>	<b>7-9</b>	<b>Wood</b>	<b>1</b>	<b>66073/2</b>	<b>2-28</b>	<b>9,815</b>	<b>66074/2</b>	<b>2-28</b>	<b>9,925</b>
108 43-60	7-9	P-Lam	1	66073/5	2-28	8,195	66074/5	2-28	8,305
<b>120 38-54</b>	<b>7-9</b>	<b>Wood</b>	<b>2</b>	<b>66083/2</b>	<b>2-24</b>	<b>10,525</b>	<b>66084/2</b>	<b>2-24</b>	<b>10,635</b>
120 38-54	7-9	P-Lam	2	66083/5	2-24	8,900	66084/5	2-24	9,010
<b>120 43-60</b>	<b>7-9</b>	<b>Wood</b>	<b>2</b>	<b>66093/2</b>	<b>2-28</b>	<b>11,445</b>	<b>66094/2</b>	<b>2-28</b>	<b>11,560</b>
120 43-60	7-9	P-Lam	2	66093/5	2-28	9,625	66094/5	2-28	9,735
<b>132 38-54</b>	<b>7-9</b>	<b>Wood</b>	<b>2</b>	<b>66103/2</b>	<b>2-24</b>	<b>11,390</b>	<b>66104/2</b>	<b>2-24</b>	<b>11,500</b>
132 38-54	7-9	P-Lam	2	66103/5	2-24	9,590	66104/5	2-24	9,700
<b>132 43-60</b>	<b>7-9</b>	<b>Wood</b>	<b>2</b>	<b>66113/2</b>	<b>2-28</b>	<b>12,410</b>	<b>66114/2</b>	<b>2-28</b>	<b>12,510</b>
132 43-60	7-9	P-Lam	2	66113/5	2-28	10,375	66114/5	2-28	10,490
<b>132 48-66</b>	<b>7-9</b>	<b>Wood</b>	<b>3</b>	<b>66123/2</b>	<b>2-32</b>	<b>13,290</b>	<b>66124/2</b>	<b>2-32</b>	<b>13,400</b>
132 48-66	7-9	P-Lam	3	66123/5	2-32	11,065	66124/5	2-32	11,180

These models are constructed without support rails - bases are attached directly to tops.

No Trim



With Anodized Aluminum Trim



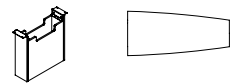
\*Based on a chair width of 25".

L" x D"	Sugg Seat Capacity	Top Finish	Top Sections	Model Number	Base Size "	3 Access Bases List Price	Model Number	Base Size "	3 Access Bases List Price
<b>144 38-54</b>	<b>9-11</b>	<b>Wood</b>	<b>2</b>	<b>66133/2</b>	<b>3-24</b>	<b>13,460</b>	<b>66134/2</b>	<b>3-24</b>	<b>13,570</b>
144 38-54	9-11	P-Lam	2	66133/5	3-24	11,470	66134/5	3-24	11,585
<b>144 43-60</b>	<b>9-11</b>	<b>Wood</b>	<b>2</b>	<b>66143/2</b>	<b>3-28</b>	<b>14,580</b>	<b>66144/2</b>	<b>3-28</b>	<b>14,690</b>
144 43-60	9-11	P-Lam	2	66153/5	3-28	12,330	66154/5	3-28	12,445
<b>144 48-66</b>	<b>9-11</b>	<b>Wood</b>	<b>3</b>	<b>66163/2</b>	<b>3-32</b>	<b>15,550</b>	<b>66164/2</b>	<b>3-32</b>	<b>15,660</b>
144 48-66	9-11	P-Lam	3	66173/5	3-32	13,105	66174/5	3-32	13,210
<b>156 43-60</b>	<b>9-11</b>	<b>wood</b>	<b>2</b>	<b>66183/2</b>	<b>3-28</b>	<b>15,515</b>	<b>66184/2</b>	<b>3-28</b>	<b>15,620</b>
156 43-60	9-11	P-Lam	2	66193/5	3-28	13,075	66194/5	3-28	13,185
<b>156 48-66</b>	<b>9-11</b>	<b>Wood</b>	<b>3</b>	<b>66203/2</b>	<b>3-32</b>	<b>16,570</b>	<b>66204/2</b>	<b>3-32</b>	<b>16,685</b>
156 48-66	9-11	P-Lam	3	66213/5	3-32	13,895	66214/5	3-32	14,005
<b>168 43-60</b>	<b>11-13</b>	<b>wood</b>	<b>2</b>	<b>66223/2</b>	<b>3-28</b>	<b>17,535</b>	<b>66224/2</b>	<b>3-28</b>	<b>17,635</b>
168 43-60	11-13	P-Lam	2	66233/5	3-28	14,340	66234/5	3-28	14,450
<b>168 48-66</b>	<b>11-13</b>	<b>Wood</b>	<b>3</b>	<b>66243/2</b>	<b>3-32</b>	<b>18,270</b>	<b>66244/2</b>	<b>3-32</b>	<b>18,375</b>

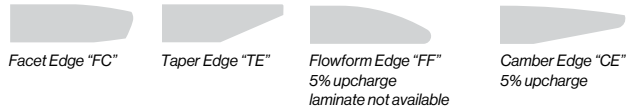
# VOX® CONFERENCE TABLES

VISTA™ SHAPE (CLOSED) DESIGN – NIENKÄMPER

8" ACCESS BASE

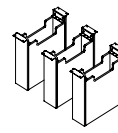


Specify edge type; add the two letter code after the model number.

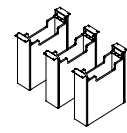


\*Based on a chair width of 25".

No Trim



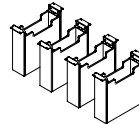
With Anodized Aluminum Trim



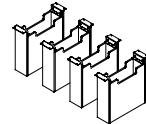
L" x D"	Sugg Seat Capacity	Top Finish	Top Sections	Model Number	Base Size "	3 Access Bases List Price	Model Number	Base Size "	3 Access Bases List Price
<b>180 38-54</b>	<b>11-13</b>	<b>Wood</b>	<b>3</b>	<b>66253/2</b>	<b>3-24</b>	<b>16,650</b>	<b>66254/2</b>	<b>3-24</b>	<b>16,755</b>
180 43-60	11-13	Wood	3	66263/2	3-28	17,935	66264/2	3-28	18,050
<b>180 48-66</b>	<b>11-13</b>	<b>Wood</b>	<b>3</b>	<b>66273/2</b>	<b>3-32</b>	<b>19,345</b>	<b>66274/2</b>	<b>3-32</b>	<b>19,450</b>
180 53-72	12-14	Wood	3	66283/2	3-36	20,790	66284/2	3-36	20,895
<b>180 58-78</b>	<b>12-14</b>	<b>Wood</b>	<b>3</b>	<b>66293/2</b>	<b>3-36</b>	<b>22,090</b>	<b>66294/2</b>	<b>3-36</b>	<b>22,200</b>
180 63-84	12-14	Wood	4	66303/2	3-40	23,450	66304/2	3-40	23,565
<b>192 38-54</b>	<b>11-13</b>	<b>Wood</b>	<b>4</b>	<b>66313/2</b>	<b>3-24</b>	<b>17,605</b>	<b>66314/2</b>	<b>3-24</b>	<b>17,720</b>
192 43-60	11-13	Wood	4	66323/2	3-28	19,130	66324/2	3-28	19,240
<b>192 48-66</b>	<b>11-13</b>	<b>Wood</b>	<b>4</b>	<b>66333/2</b>	<b>3-32</b>	<b>20,495</b>	<b>66334/2</b>	<b>3-32</b>	<b>20,610</b>
192 53-72	12-14	Wood	4	66343/2	3-36	22,035	66344/2	3-36	22,145
<b>192 58-78</b>	<b>12-14</b>	<b>Wood</b>	<b>4</b>	<b>66353/2</b>	<b>3-36</b>	<b>23,725</b>	<b>66354/2</b>	<b>3-36</b>	<b>23,825</b>
192 63-84	12-14	Wood	4	66363/2	3-40	24,905	66364/2	3-40	25,015
<b>204 38-54</b>	<b>13-15</b>	<b>Wood</b>	<b>4</b>	<b>66373/2</b>	<b>3-24</b>	<b>18,500</b>	<b>66374/2</b>	<b>3-24</b>	<b>18,615</b>
204 43-60	13-15	Wood	4	66383/2	3-28	19,970	66384/2	3-28	20,080
<b>204 48-66</b>	<b>13-15</b>	<b>Wood</b>	<b>4</b>	<b>66393/2</b>	<b>3-32</b>	<b>21,595</b>	<b>66394/2</b>	<b>3-32</b>	<b>21,705</b>
204 53-72	14-16	Wood	4	66403/2	3-36	23,250	66404/2	3-36	23,365
<b>204 58-78</b>	<b>14-16</b>	<b>Wood</b>	<b>4</b>	<b>66413/2</b>	<b>3-36</b>	<b>24,740</b>	<b>66414/2</b>	<b>3-36</b>	<b>24,850</b>
204 63-84	14-16	Wood	4	66423/2	3-40	26,295	66424/2	3-40	26,400
<b>216 38-54</b>	<b>13-15</b>	<b>Wood</b>	<b>4</b>	<b>66433/2</b>	<b>3-24</b>	<b>19,520</b>	<b>66434/2</b>	<b>3-24</b>	<b>19,625</b>
216 43-60	13-15	Wood	4	66443/2	3-28	21,265	66444/2	3-28	21,375
<b>216 48-66</b>	<b>13-15</b>	<b>Wood</b>	<b>4</b>	<b>66453/2</b>	<b>3-32</b>	<b>22,830</b>	<b>66454/2</b>	<b>3-32</b>	<b>22,935</b>
216 53-72	14-16	Wood	4	66463/2	3-36	24,560	66464/2	3-36	24,670
<b>216 58-78</b>	<b>14-16</b>	<b>Wood</b>	<b>4</b>	<b>66473/2</b>	<b>3-36</b>	<b>26,330</b>	<b>66474/2</b>	<b>3-36</b>	<b>26,445</b>
216 63-84	14-16	Wood	4	66483/2	3-40	27,390	66484/2	3-40	27,500

\*Based on a chair width of 25".

No Trim



With Anodized Aluminum Trim



L" x D"	Sugg Seat Capacity	Top Finish	Top Sections	Model Number	Base Size "	4 Access Bases List Price	Model Number	Base Size "	4 Access Bases List Price
<b>228 38-54</b>	<b>15-17</b>	<b>Wood</b>	<b>4</b>	<b>66493/2</b>	<b>4-24</b>	<b>21,495</b>	<b>66494/2</b>	<b>4-24</b>	<b>21,605</b>
228 43-60	15-17	Wood	4	66503/2	4-28	23,480	66504/2	4-28	23,595
<b>228 48-66</b>	<b>15-17</b>	<b>Wood</b>	<b>4</b>	<b>66513/2</b>	<b>4-32</b>	<b>25,150</b>	<b>66514/2</b>	<b>4-32</b>	<b>25,255</b>
228 53-72	16-18	wood	4	66523/2	4-36	27,005	66524/2	4-36	27,110
<b>228 58-78</b>	<b>16-18</b>	<b>Wood</b>	<b>4</b>	<b>66533/2</b>	<b>4-36</b>	<b>28,795</b>	<b>66534/2</b>	<b>4-36</b>	<b>28,905</b>
228 63-84	16-18	Wood	4	66543/2	4-40	30,590	66544/2	4-40	30,700
<b>240 38-54</b>	<b>15-17</b>	<b>Wood</b>	<b>4</b>	<b>66553/2</b>	<b>4-24</b>	<b>22,710</b>	<b>66554/2</b>	<b>4-24</b>	<b>22,820</b>
240 43-60	15-17	wood	4	66563/2	4-28	24,640	66564/2	4-28	24,745
<b>240 48-66</b>	<b>15-17</b>	<b>Wood</b>	<b>4</b>	<b>66573/2</b>	<b>4-32</b>	<b>26,425</b>	<b>66574/2</b>	<b>4-32</b>	<b>26,535</b>
240 53-72	16-18	Wood	4	66583/2	4-36	28,390	66584/2	4-36	28,505
<b>240 58-78</b>	<b>16-18</b>	<b>Wood</b>	<b>4</b>	<b>66593/2</b>	<b>4-36</b>	<b>30,280</b>	<b>66594/2</b>	<b>4-36</b>	<b>30,380</b>
<b>240 63-84</b>	<b>16-18</b>	<b>Wood</b>	<b>4</b>	<b>66603/2</b>	<b>4-40</b>	<b>32,175</b>	<b>66604/2</b>	<b>4-40</b>	<b>32,290</b>