

**Arabesque**

Mouna & Silvio Russo



## Arabesque

Mouna & Silvio Russo



### Tops:

- Wood tops are 1¼" thick.
- Clear glass conference table tops are ¾" thick, with polished edges; maximum available size 96" x 54".
- Clear glass end table tops are ½" thick with polished edges.
- Leather-wrapped tops are 1½" thick, with a bull-nose edge.
- Client can also specify their own top in stone or other material, for which Nienkämper would provide a sub-top.


### Edge:

Taper Edge (TE), Facet Edge (FE), Flowform edge (FF), Camber edge (CE).


### Vox® Forums:

Available where wire management is required, a laminate liner will be used in the bases to conceal wires. The liner can be a colorful contrast to enhance the Arabesque pattern, or a complimentary color to blend in.

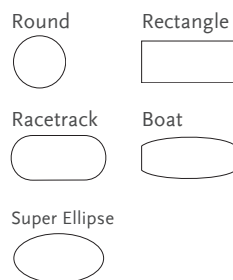
### Elliptical base



### Drum base



### Top Shapes:



### Arabesque Conference Table

#### Round Shape

dia. 48"	H 28.5"
dia. 54"	H 28.5"
dia. 60"	H 28.5"

#### Racetrack Shape

L 96"	D 42"	H 28.5"
L 96"	D 48"	H 28.5"
L 96"	D 54"	H 28.5"
L 120"	D 48"	H 28.5"
L 132"	D 48"	H 28.5"
L 144"	D 48"	H 28.5"
L 156"	D 48"	H 28.5"
L 168"	D 48"	H 28.5"
L 168"	D 54"	H 28.5"
L 180"	D 54"	H 28.5"
L 180"	D 60"	H 28.5"

### Arabesque End Table

#### Square Side Table

(inset glass top)		
L 17"	D 17"	H 18.25"
L 24"	L 24"	H 18.25"

#### Round Side Table

(inset glass top)	
dia. 23"	H 18.25"

#### Square Coffee Table

(glass top overhangs base)		
L 36"	D 36"	H 18.25"
L 42"	D 42"	H 18.25"

#### Round Coffee Table

(glass top overhangs base)	
dia. 36"	H 18.25"
dia. 42"	H 18.25"